



US00D629403S

(12) **United States Design Patent**  
**Raken et al.**

(10) **Patent No.:** **US D629,403 S**

(45) **Date of Patent:** **\*\* Dec. 21, 2010**

(54) **KEYBOARD**

D604,301 S 11/2009 Manalo  
D611,481 S 3/2010 Manalo

(75) Inventors: **Jan Raken**, Seattle, WA (US); **Peter Bristol**, Shoreline, WA (US)

(73) Assignee: **Microsoft Corporation**, Redmond, WA (US)

(\*\*) Term: **14 Years**

(21) Appl. No.: **29/356,770**

(22) Filed: **Mar. 2, 2010**

(51) **LOC (9) Cl.** ..... **14-02**

(52) **U.S. Cl.** ..... **D14/391**

(58) **Field of Classification Search** ..... D14/391-399,  
D14/455; D18/1, 2, 7, 11; 178/17 A, 17 C;  
200/5 A, 5 R, 6 A, 6 R; 235/145 A, 145 R;  
341/20-23; 345/160, 169; 400/486-489,  
400/492, 472

See application file for complete search history.

(56) **References Cited**

**U.S. PATENT DOCUMENTS**

5,793,359 A *	8/1998	Ushikubo	.....	345/169
D458,931 S *	6/2002	Yu	.....	D14/398
D471,910 S *	3/2003	Cheng	.....	D14/396
6,682,235 B2 *	1/2004	Monney et al.	.....	400/472
D503,714 S *	4/2005	Tritschler et al.	.....	D14/398
6,876,312 B2 *	4/2005	Yu	.....	341/20
D599,351 S	9/2009	Manalo		

**OTHER PUBLICATIONS**

Color images of Microsoft Sidewinder X6 Keyboard, 4 sheets, Microsoft Corporation, Aug. 2008.

\* cited by examiner

*Primary Examiner*—Freda S Nunn

(74) *Attorney, Agent, or Firm*—Banner & Witcoff, Ltd.

(57) **CLAIM**

The ornamental design for a keyboard, as shown and described.

**DESCRIPTION**

FIG. 1 is a front perspective view of a keyboard showing our new design;

FIG. 2 is a top view thereof;

FIG. 3 is a front view thereof;

FIG. 4 is a rear view thereof;


FIG. 5 is a right side view thereof;

FIG. 6 is a left side view thereof; and,

FIG. 7 is a bottom view thereof.

The broken line showing of the rectangular regions at the top and bottom of the keyboard is for environmental purposes only and forms no part of the claimed design.

**1 Claim, 5 Drawing Sheets**



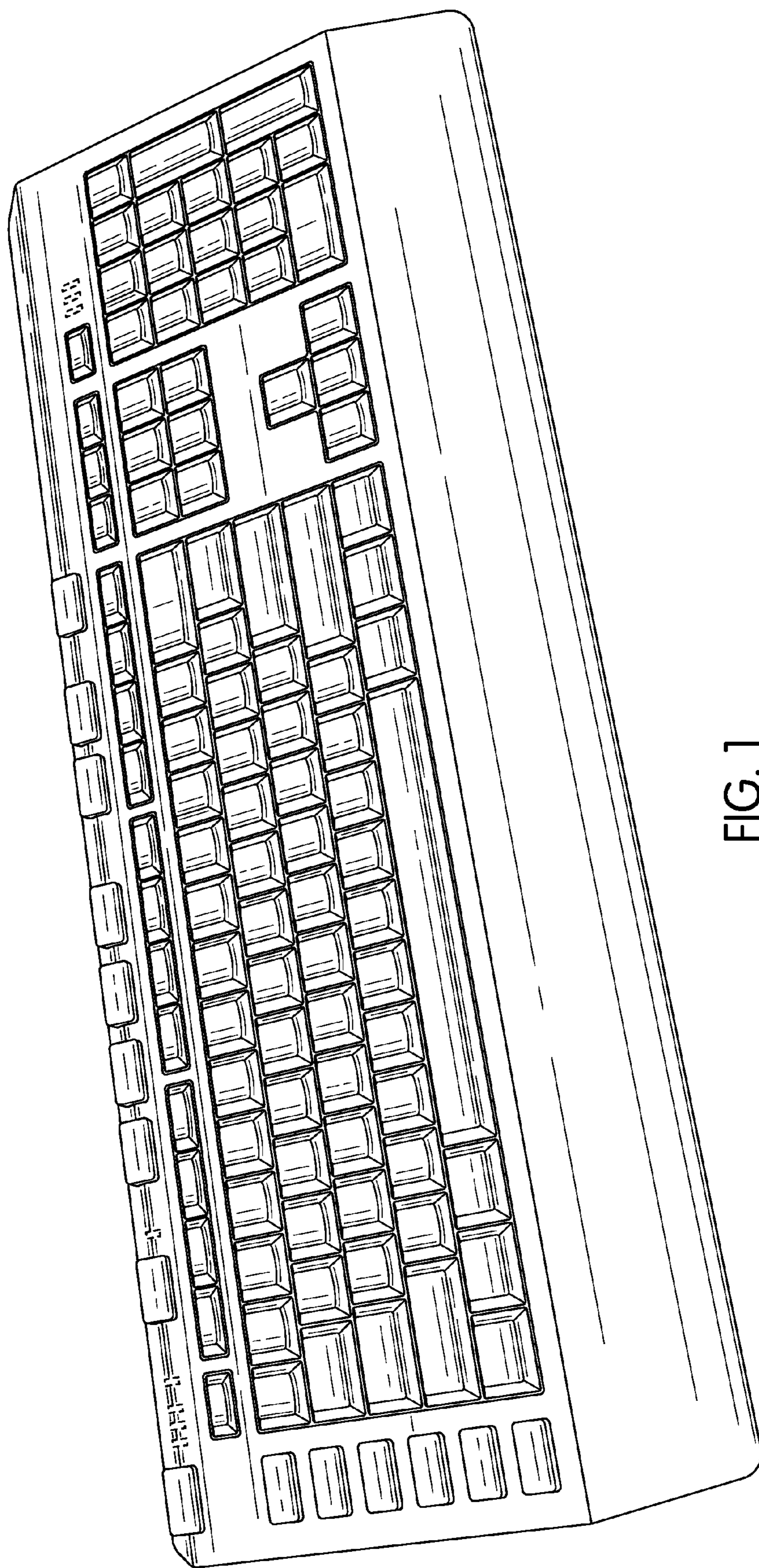


FIG. 1

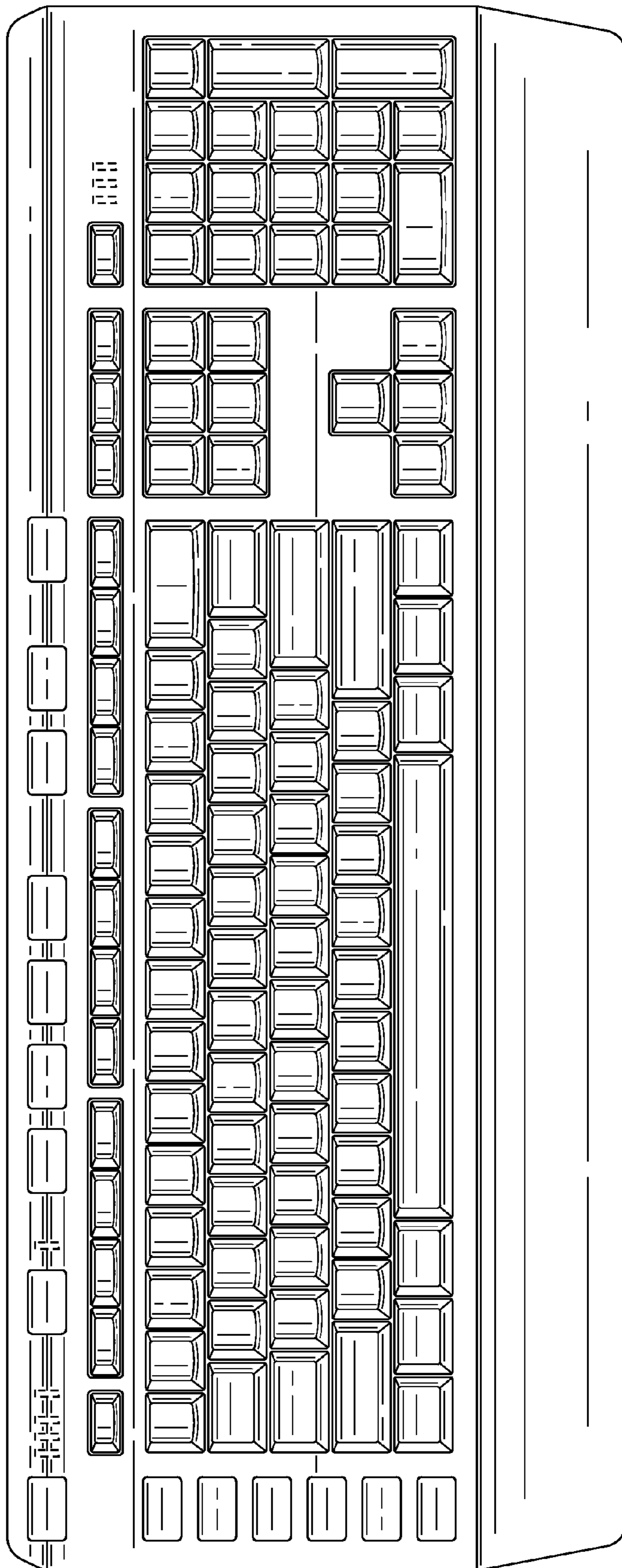


FIG. 2

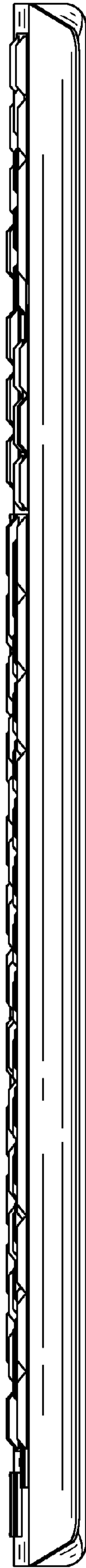


FIG. 3

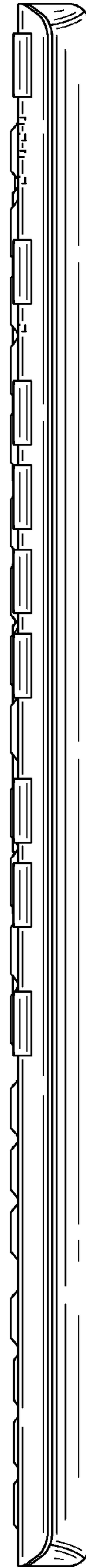


FIG. 4

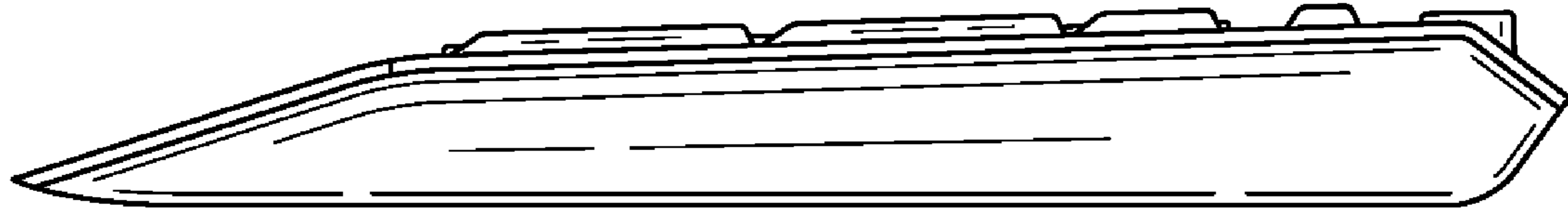


FIG. 5



FIG. 6




FIG. 7