



US00D629400S

(12) **United States Design Patent**
Harper

(10) **Patent No.:** **US D629,400 S**

(45) **Date of Patent:** **** Dec. 21, 2010**

(54) **COORDINATE INPUT DEVICE**

(75) Inventor: **Pierre Harper**, Portland, OR (US)

(73) Assignee: **Wacom Co., Ltd.**, Saitama (JP)

(**) Term: **14 Years**

(21) Appl. No.: **29/338,683**

(22) Filed: **Jun. 16, 2009**

(30) **Foreign Application Priority Data**

Dec. 17, 2008 (JP) 2008-031976

(51) **LOC (9) Cl.** **14-02**

(52) **U.S. Cl.** **D14/390**

(58) **Field of Classification Search** D14/388-390,
D14/341-347, 383, 384, 374, 381, 356; D19/52;
D10/65; 178/18.01, 18.03-18.11; 345/173-178
See application file for complete search history.

(56) **References Cited**

U.S. PATENT DOCUMENTS

- D303,788 S * 10/1989 Kondoh et al. D14/390
- D308,198 S * 5/1990 Tedham et al. D14/389
- D313,409 S * 1/1991 Chowdhree et al. D14/389
- D333,125 S * 2/1993 Komada et al. D14/390
- D377,169 S * 1/1997 Chida D14/389
- D385,857 S * 11/1997 Cohen et al. D14/390
- D390,211 S * 2/1998 Yates et al. D14/341
- 6,239,790 B1 * 5/2001 Martinelli et al. 345/174
- D514,558 S * 2/2006 Nagel et al. D14/341
- D519,997 S * 5/2006 Hirota D14/341
- D524,308 S * 7/2006 Lai D14/346
- D525,621 S * 7/2006 Hirota D14/346
- D541,272 S * 4/2007 Wang D14/356
- D548,234 S * 8/2007 Kurihara D14/371
- D548,733 S * 8/2007 Johansson D14/341
- D551,226 S * 9/2007 Lee et al. D14/341
- D556,199 S * 11/2007 Song D14/357

- D584,302 S * 1/2009 Sogabe D14/341
- D586,812 S * 2/2009 Guenther D14/383
- D587,261 S * 2/2009 Skaf et al. D14/341
- D589,961 S * 4/2009 Hackenberg et al. D14/388
- D593,553 S * 6/2009 Okamoto et al. D14/341
- D599,341 S * 9/2009 Chen D14/300
- D601,560 S * 10/2009 Matsumoto et al. D14/346
- D602,022 S * 10/2009 Heck et al. D14/388
- D614,182 S * 4/2010 Busri D14/341
- D616,436 S * 5/2010 Busri D14/341
- 2009/0160790 A1 * 6/2009 Fukushima et al. 345/173
- 2009/0166100 A1 * 7/2009 Matsubara 178/18.06
- 2010/0116560 A1 * 5/2010 Sato 178/18.01

FOREIGN PATENT DOCUMENTS

- JP D1238476 5/2005
- JP D1252911 10/2005

* cited by examiner

Primary Examiner—Cathron C Brooks

Assistant Examiner—Deanna Fluegeman

(74) *Attorney, Agent, or Firm*—Seed IP Law Group PLLC

(57) **CLAIM**

The ornamental design for a coordinate input device, as shown and described.

DESCRIPTION

FIG. 1 is a front perspective view of a coordinate input device showing my new design;

FIG. 2 is a top plan view thereof;

FIG. 3 is a bottom plan view thereof;

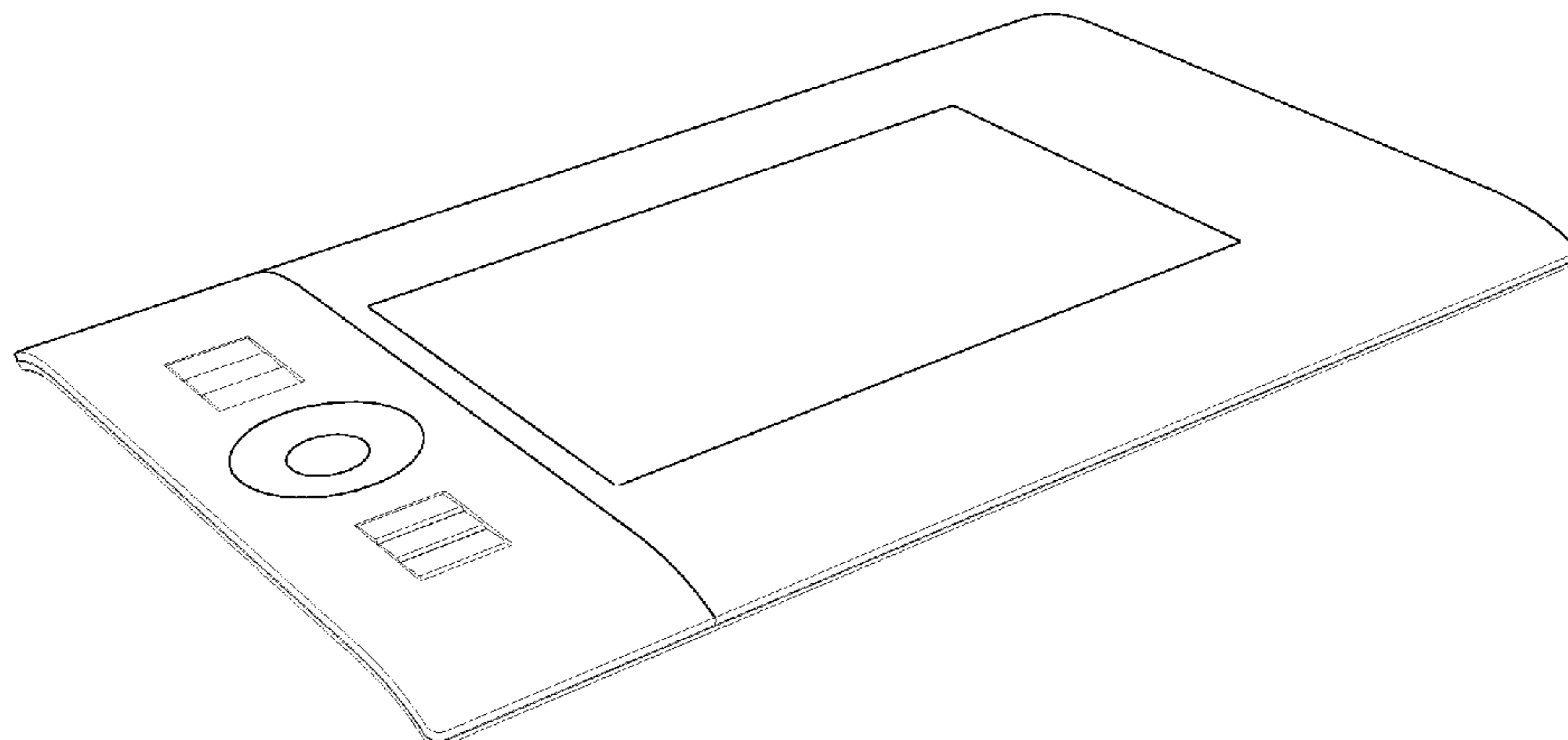
FIG. 4 is a front elevational view thereof;

FIG. 5 is a back elevational view thereof;

FIG. 6 is a right side elevational view thereof; and,

FIG. 7 is a left side elevational view thereof.

1 Claim, 3 Drawing Sheets



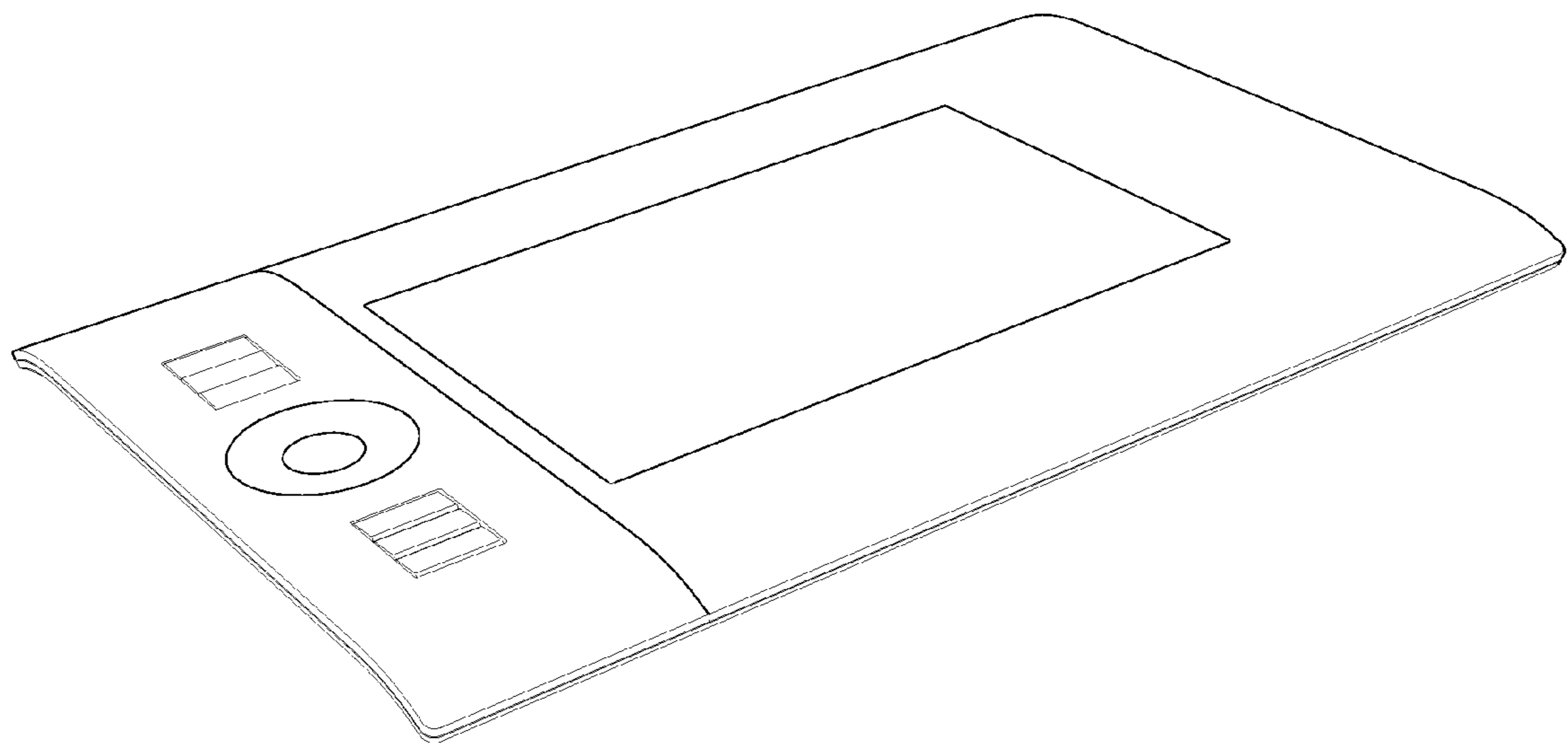


Fig.1.




Fig. 2.



Fig. 3.

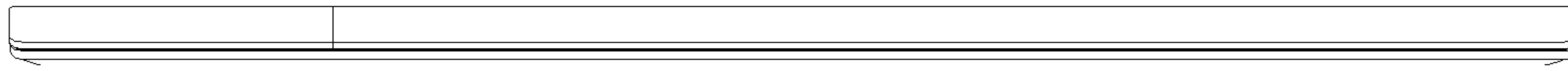


Fig. 4.




Fig. 5.

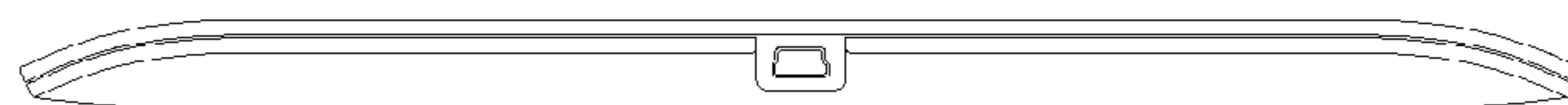


Fig. 6.

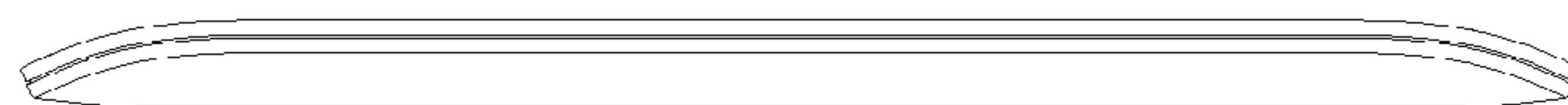


Fig. 7.

UNITED STATES PATENT AND TRADEMARK OFFICE
Certificate

Patent No. D. 629,400 S

Patented: December 21, 2010

On petition requesting issuance of a certificate for correction of inventorship pursuant to 35 U.S.C. 256, it has been found that the above identified patent, through error and without any deceptive intent, improperly sets forth the inventorship.

Accordingly, it is hereby certified that the correct inventorship of this patent is: Pierre Harper, Portland, OR (US); and Felix Ballerstedt, Portland, OR (US).

Signed and Sealed this Twenty-second Day of November 2011.

CATHRON C. BROOKS
Supervisory Patent Examiner
Art Unit 2911
Technology Center 2900