



US00D629384S

(12) **United States Design Patent**  
**Lee**

(10) **Patent No.:** **US D629,384 S**  
(45) **Date of Patent:** **\*\* Dec. 21, 2010**

(54) **DIGITAL AUDIO PLAYER**

(75) Inventor: **Wai Chung David Lee**, Hong Kong  
(HK)

(73) Assignee: **Koninklijke Philips Electronics N.V.**,  
Eindhoven (NL)

(\*\*) Term: **14 Years**

(21) Appl. No.: **29/362,317**

(22) Filed: **May 24, 2010**

(30) **Foreign Application Priority Data**

Nov. 25, 2009 (EM) ..... 001640228-0004

(51) **LOC (9) Cl.** ..... **14-03**

(52) **U.S. Cl.** ..... **D14/203.7; D14/203.3;**  
D14/496

(58) **Field of Classification Search** ..... D14/496,  
D14/401, 435, 474, 483, 217, 137, 138, 160,  
D14/168, 356, 203.1–203.8, 507; 345/156,  
345/169, 173–179, 905; 715/727–729, 864;  
710/1, 5, 8; 713/1, 600; 455/1.1, 1.7, 73,  
455/344–347, 93, 95, 3.01–3.06, 550.1, 573.1;  
370/342–344; 369/1, 2, 6–12; 463/43–47;  
273/148 B

See application file for complete search history.

(56) **References Cited**

**U.S. PATENT DOCUMENTS**

6,593,915 B1 \* 7/2003 Swaine et al. .... 345/173

6,769,605 B1 \* 8/2004 Magness ..... 235/379  
D544,882 S \* 6/2007 Kurihara ..... D14/496  
D550,714 S \* 9/2007 Ferraboshi ..... D14/496  
7,281,214 B2 \* 10/2007 Fadell ..... 715/745  
D565,596 S \* 4/2008 Kim ..... D14/496  
D567,819 S \* 4/2008 Devericks et al. .... D14/496  
D593,132 S \* 5/2009 Kim ..... D14/496  
D602,014 S \* 10/2009 Andre et al. .... D14/341  
D607,871 S \* 1/2010 Lee ..... D14/203.7  
D610,568 S \* 2/2010 Yu ..... D14/203.7  
D620,919 S \* 8/2010 Lee ..... D14/203.7

\* cited by examiner

*Primary Examiner*—Prabhakar Deshmukh

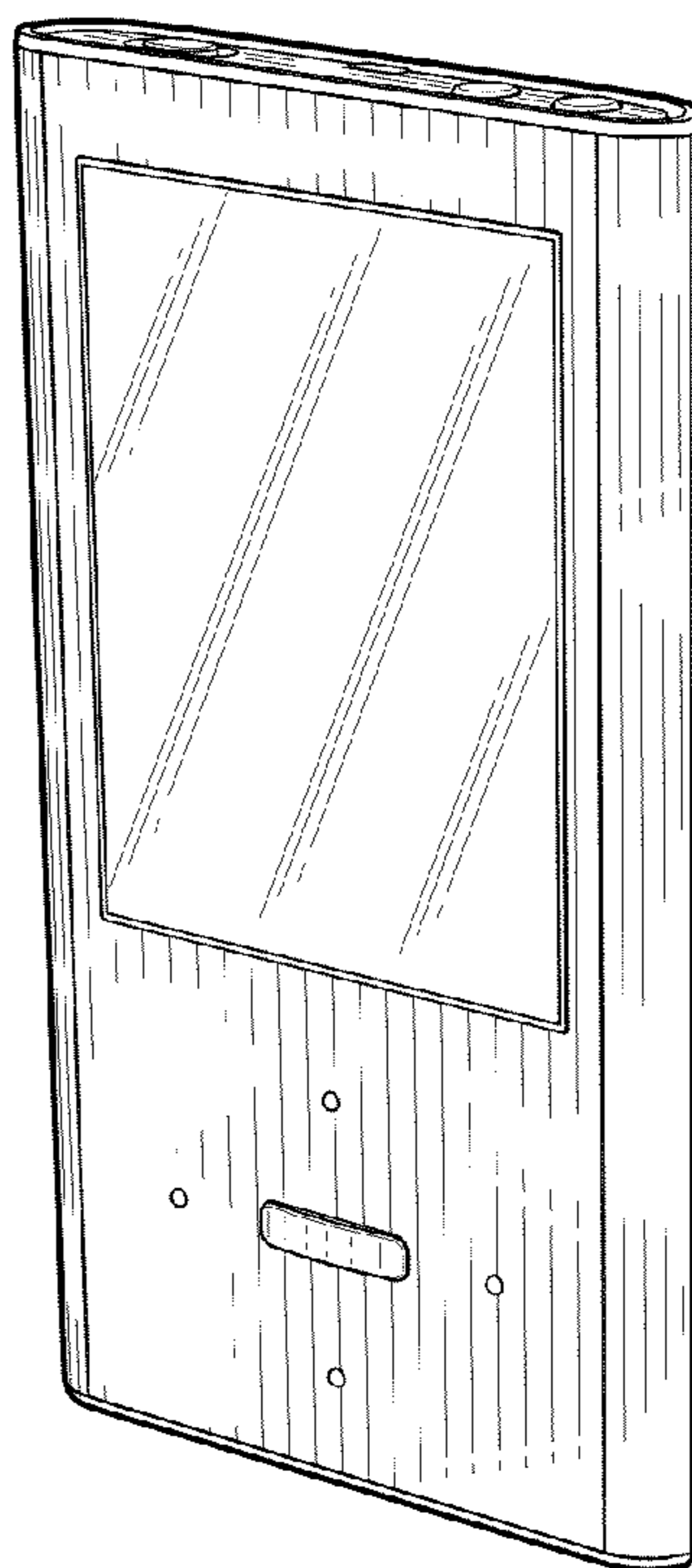
(57) **CLAIM**

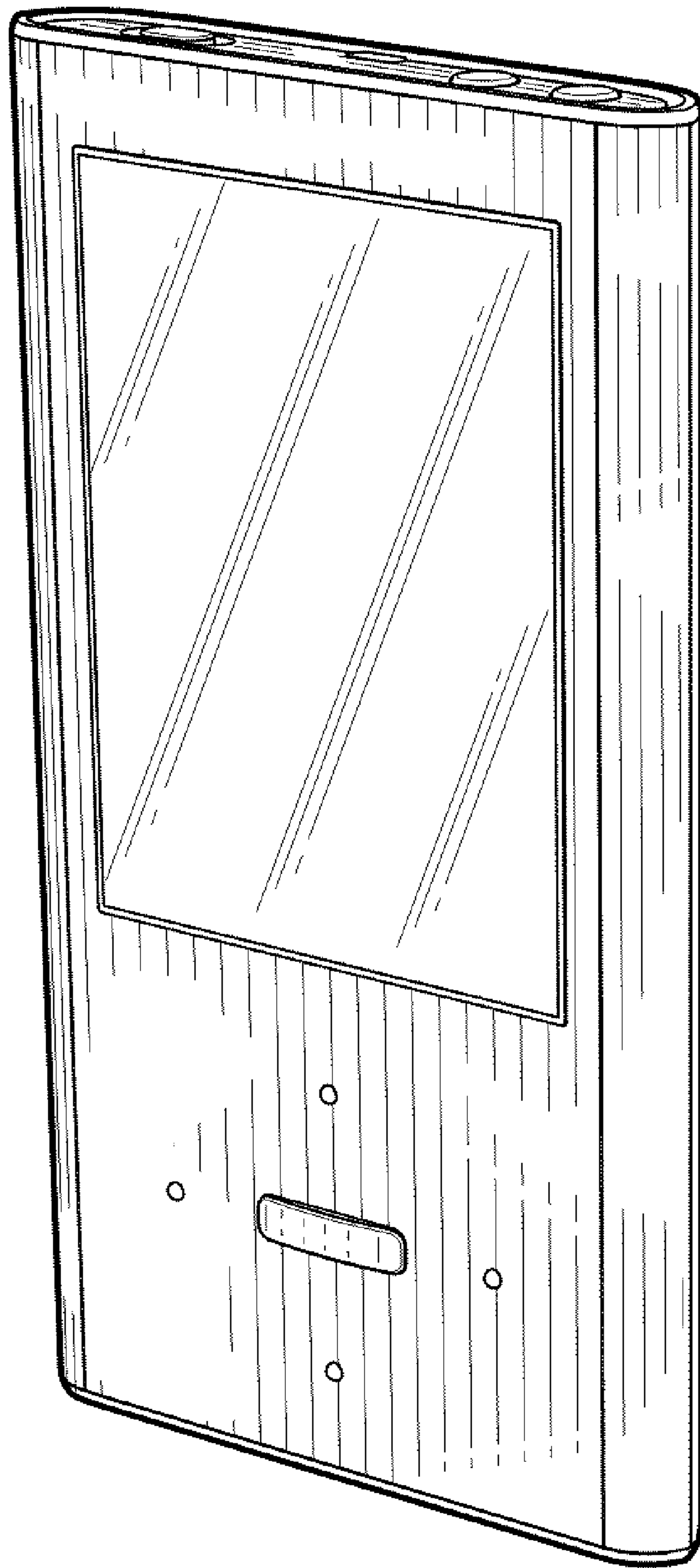
The ornamental design for a digital audio player, as shown.

**DESCRIPTION**

FIG. 1 is a perspective view showing my design;  
FIG. 2 is a front elevational view thereof;  
FIG. 3 is a rear elevational view thereof;  
FIG. 4 is a right side elevational view thereof;  
FIG. 5 is a left side elevational view thereof;  
FIG. 6 is a top plan view thereof; and,  
FIG. 7 is a bottom plan view thereof.

**1 Claim, 3 Drawing Sheets**





**FIG. 1**

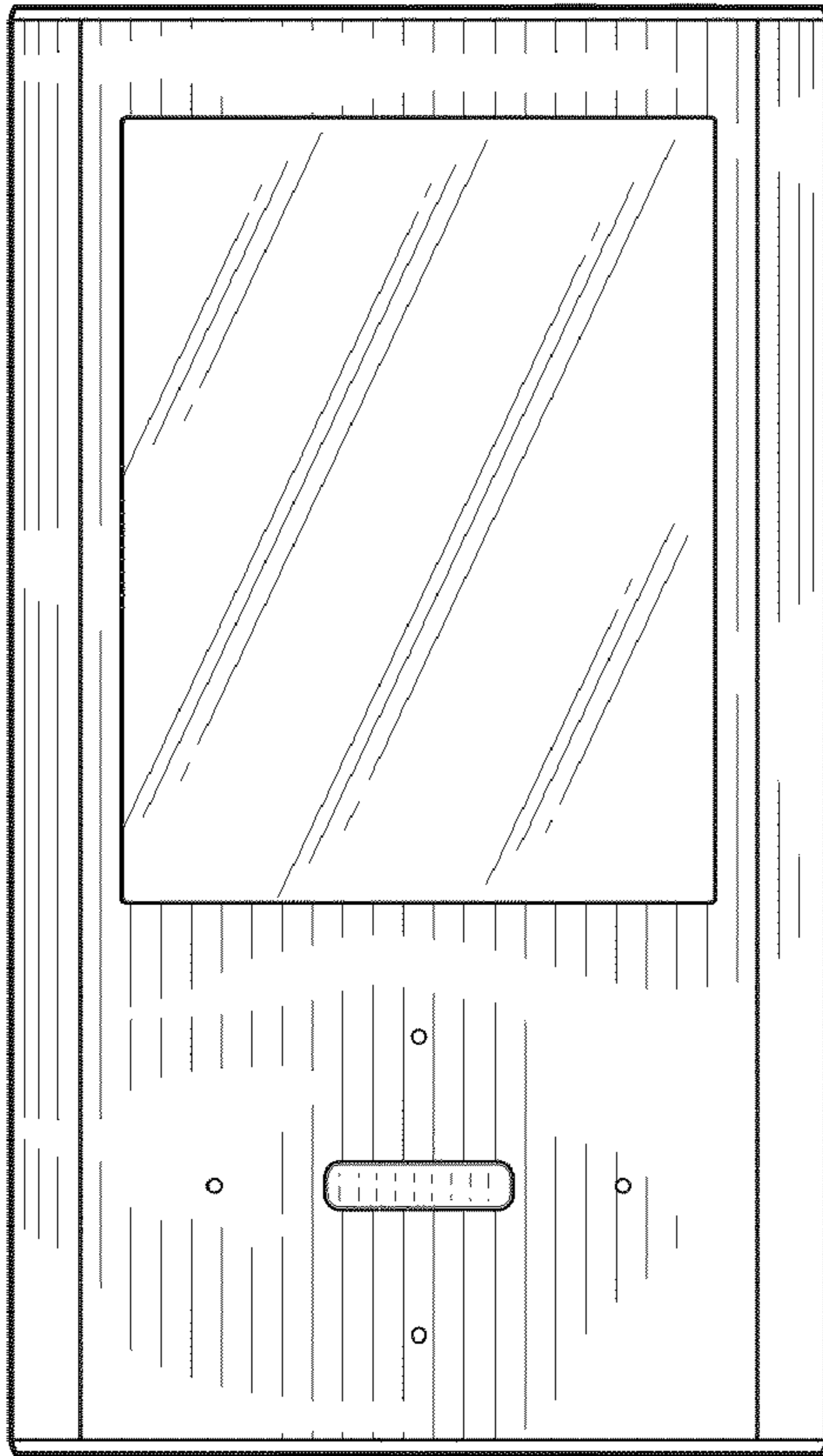


FIG. 2




FIG. 3

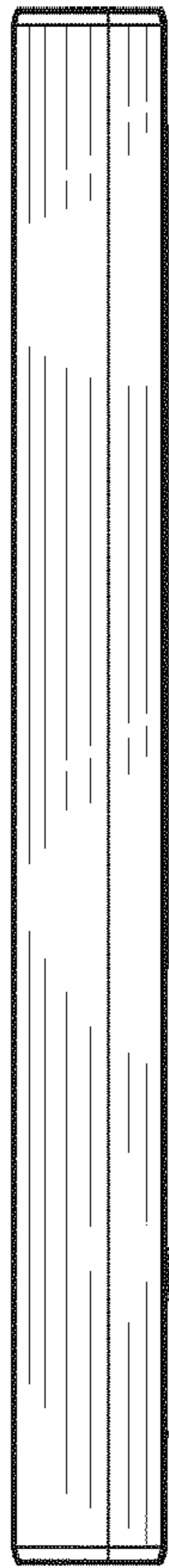


FIG. 4




FIG. 5

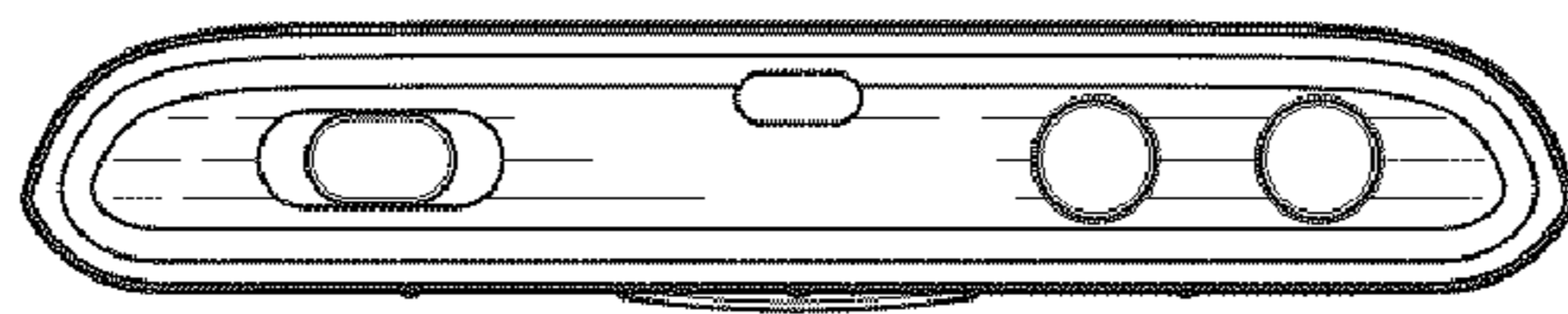


FIG. 6

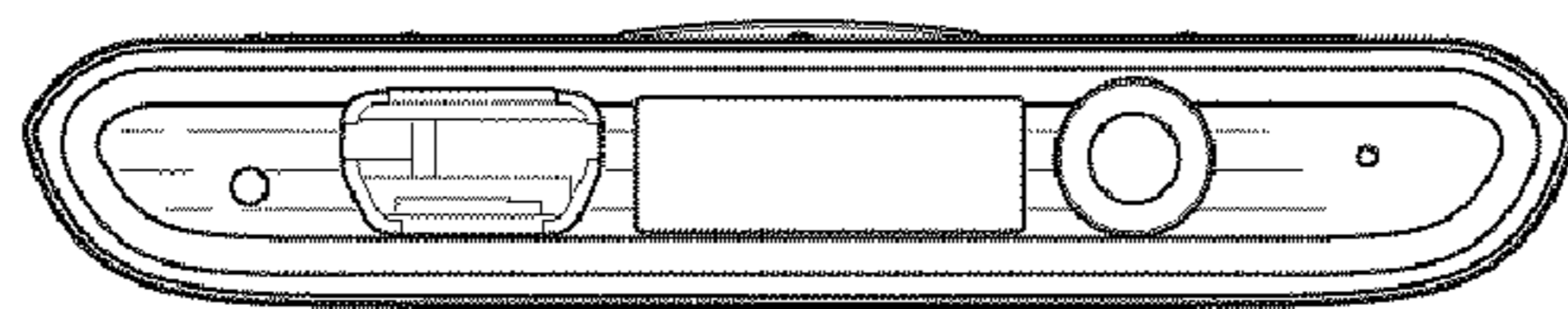


FIG. 7