



US00D629381S

(12) **United States Design Patent**
Verthein et al.

(10) **Patent No.:** **US D629,381 S**

(45) **Date of Patent:** **** Dec. 21, 2010**

(54) **BASE FOR A PHONE**

(75) Inventors: **William George Verthein**, Bellevue, WA (US); **Stephen Grant Lee**, Seattle, WA (US)

(73) Assignee: **Microsoft Corporation**, Redmond, WA (US)

(**) Term: **14 Years**

(21) Appl. No.: **29/334,474**

(22) Filed: **Mar. 27, 2009**

(51) **LOC (9) Cl.** **14-03**

(52) **U.S. Cl.** **D14/142; D14/257**

(58) **Field of Classification Search** D14/130, D14/140, 140.1, 140.8, 141.1, 141.3, 142, D14/149-151, 158-159, 168, 171-172, 188, D14/211, 214, 225-226, 240, 243, 251, 253, D14/299, 336, 215, 167, 210, 212, 138 R, D14/141.2, 144, 194, 147, 329; 379/387.01, 379/388.02, 420.02, 447, 453, 434, 102.06; 381/16; D13/107-108; D21/329, 331, 333, D21/517; D10/104, 106

See application file for complete search history.

(56) **References Cited**

U.S. PATENT DOCUMENTS

D259,212 S *	5/1981	Foggia et al.	D14/151
D267,873 S *	2/1983	Brown et al.	D14/151
D275,481 S *	9/1984	Foggia et al.	D14/151
D280,618 S *	9/1985	Brown et al.	D14/142
D289,642 S *	5/1987	Kaku	D14/151
D292,093 S *	9/1987	Rittenhouse et al.	D14/151
D293,670 S *	1/1988	Gauffin et al.	D14/151
D294,248 S *	2/1988	Richter et al.	D14/151
D300,925 S *	5/1989	Nogas	D14/151
D303,115 S *	8/1989	Hart et al.	D14/142
D304,717 S *	11/1989	Barker et al.	D14/151
D306,295 S *	2/1990	Nagele	D14/149
D318,662 S *	7/1991	Fuqua et al.	D14/151
5,187,743 A *	2/1993	Gumb et al.	379/436
D347,222 S *	5/1994	Hino et al.	D14/149

D354,955 S *	1/1995	Wicks	D14/151
D363,284 S *	10/1995	Solomita	D14/149
D363,285 S *	10/1995	Vessey et al.	D14/151
5,761,297 A *	6/1998	Kingsbury et al.	379/428.03
D476,969 S *	7/2003	Weidinger	D14/151
D555,630 S	11/2007	Udagawa et al.		
D556,180 S	11/2007	Udagawa et al.		
D562,303 S *	2/2008	Beasley et al.	D14/151

(Continued)

FOREIGN PATENT DOCUMENTS

WO DM/062363 * 9/2002

OTHER PUBLICATIONS

Polycom CX200 Desktop Phone for Microsoft Office Communicator 2007, <URL:http://www.hellodirect.com/hellodirect/Shop?DSP=30102&PCR=1:1:5:40:360&IID=32200&itemskuid=32200>, retrieved from internet Apr. 22, 2010.*

Primary Examiner—Robert M Spear
Assistant Examiner—Carla Jobe Wright
(74) *Attorney, Agent, or Firm*—Banner & Witcoff, Ltd.

(57) **CLAIM**

The ornamental design for a base for a phone, as shown and described.

DESCRIPTION

FIG. 1 is a front perspective view of a base for a phone showing our new design;

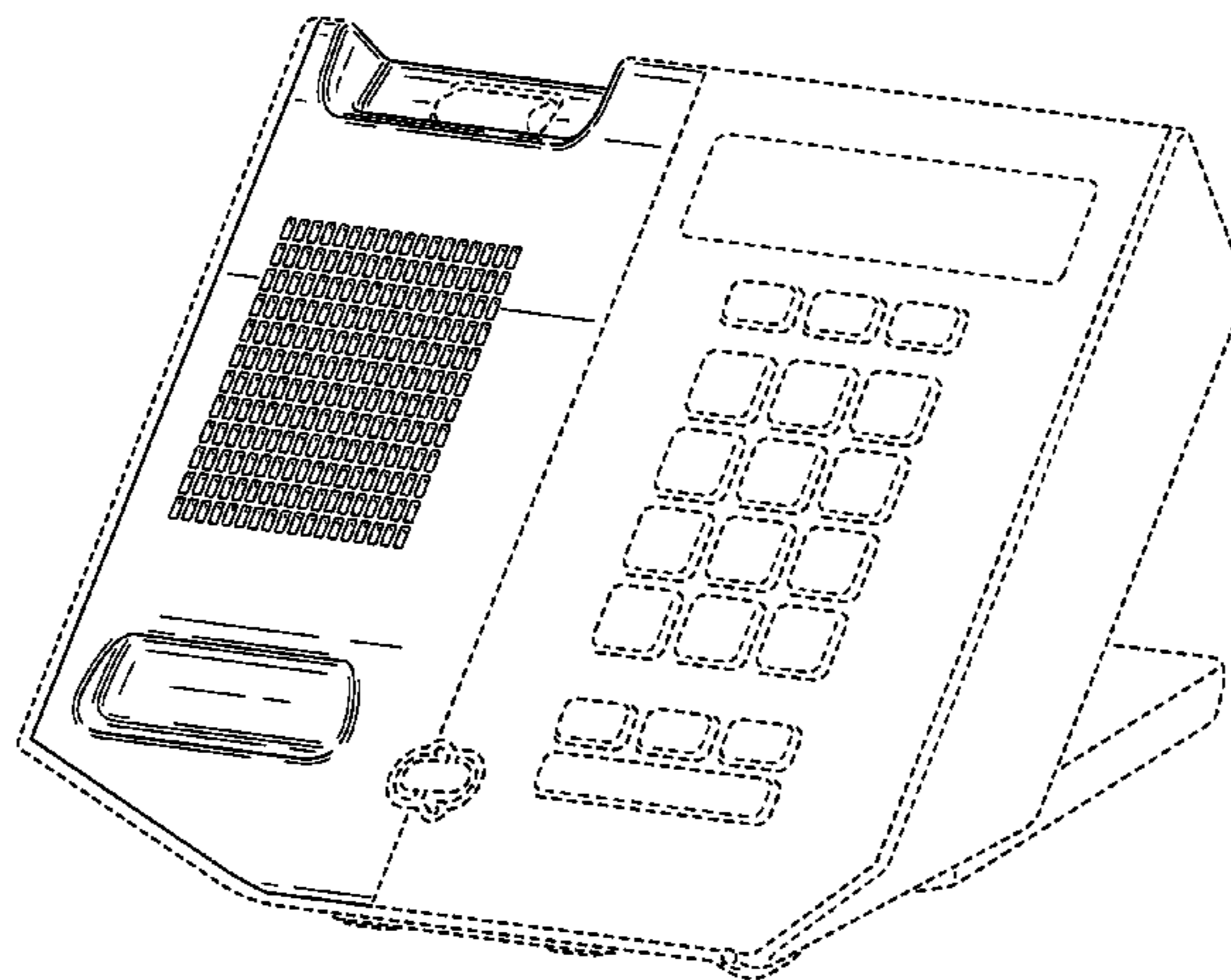
FIG. 2 is a front view thereof;

FIG. 3 is a rear view thereof; and,

FIG. 4 is a top view thereof.

The broken lines immediately adjacent to the shaded areas represent unclaimed boundaries of the design. The broken line showing of the remainder of the base and the unshaded regions within the broken lines are for environmental purposes only and form no part of the claimed design.

1 Claim, 3 Drawing Sheets



US D629,381 S

Page 2

U.S. PATENT DOCUMENTS

D568,305 S	*	5/2008	Udagawa et al.	D14/247	
D576,998 S	*	9/2008	Furuno	D14/151	* cited by examiner
D581,897 S	*	12/2008	Katori	D14/151	
D603,366 S	*	11/2009	Nakajima	D14/149	

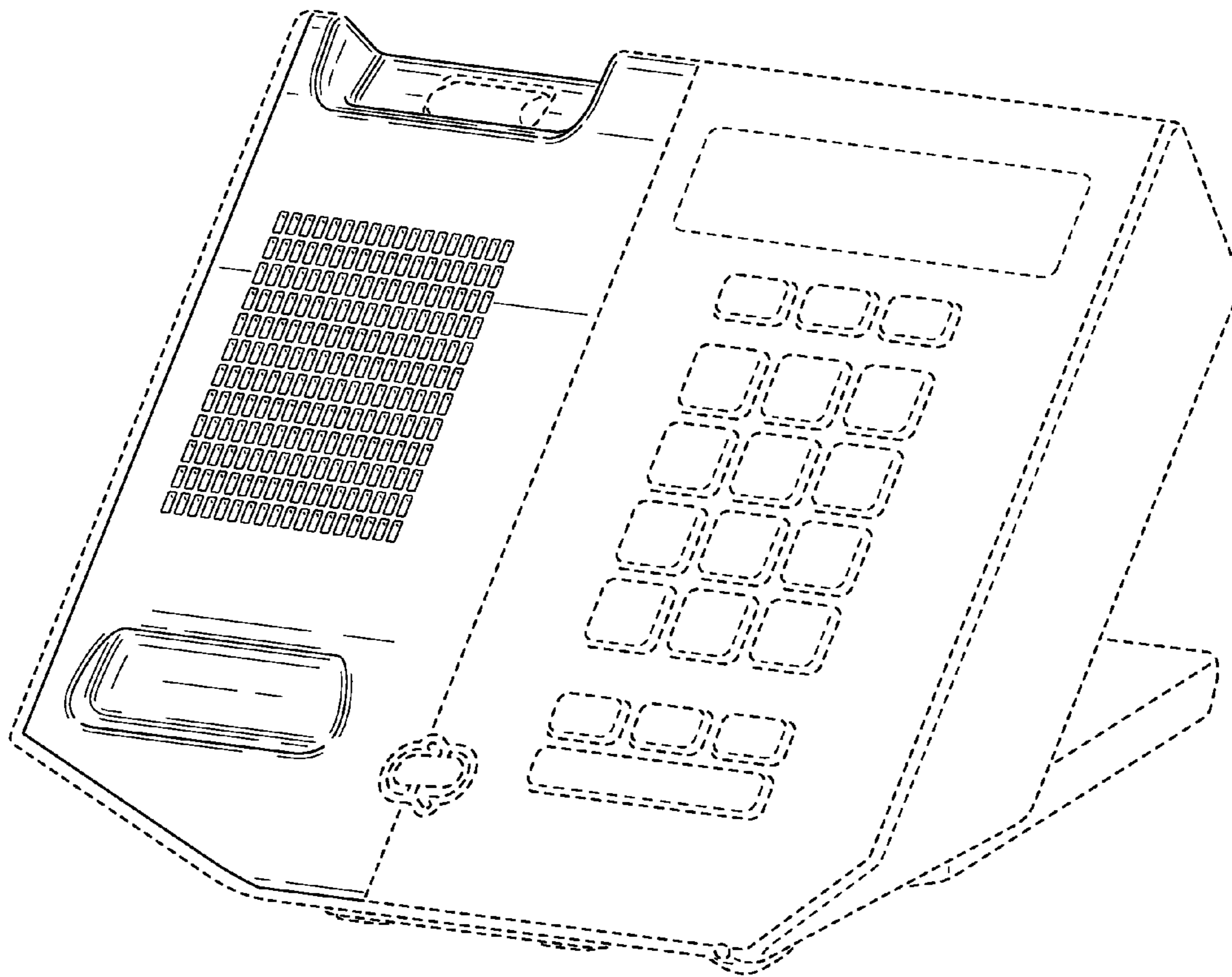


FIG. 1

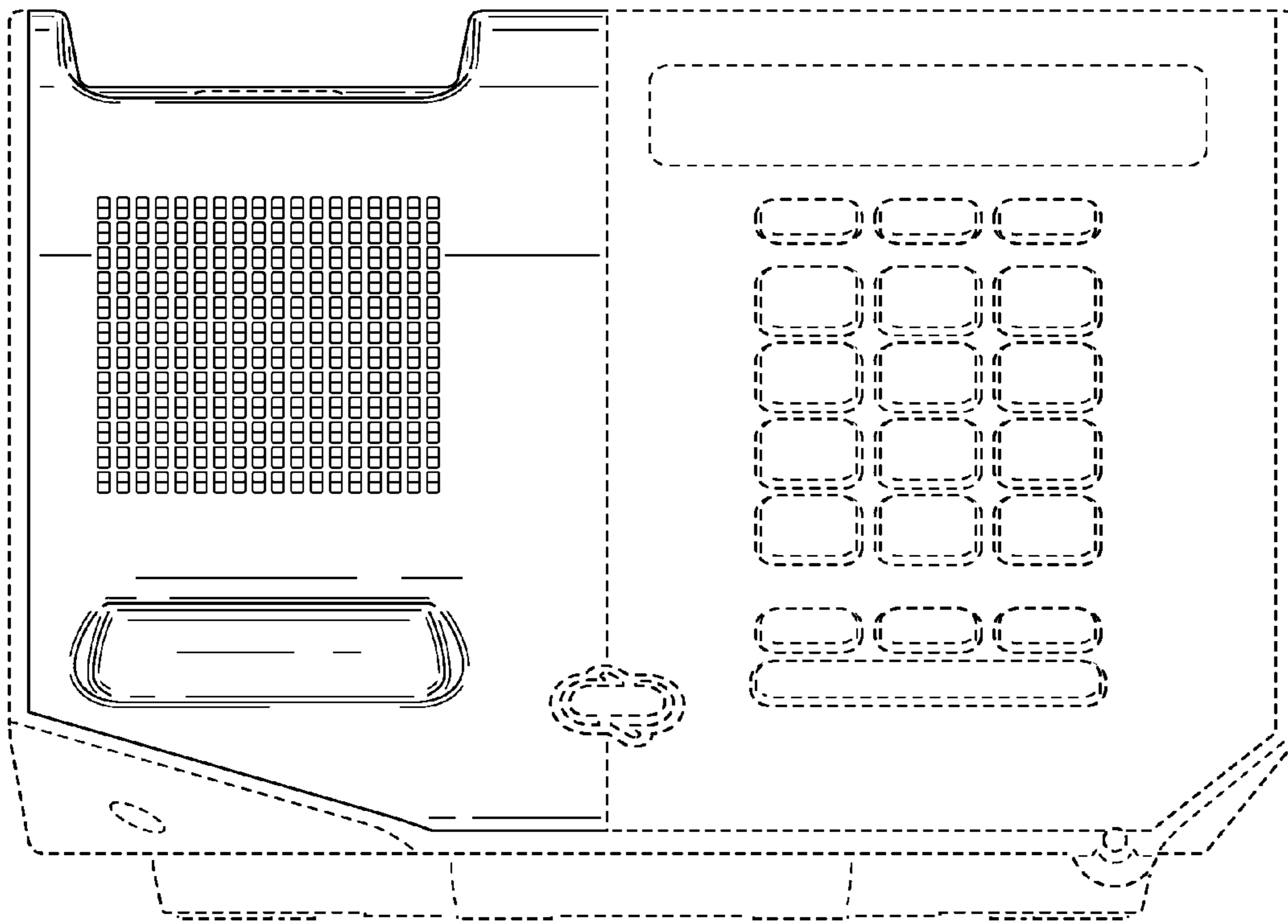


FIG. 2

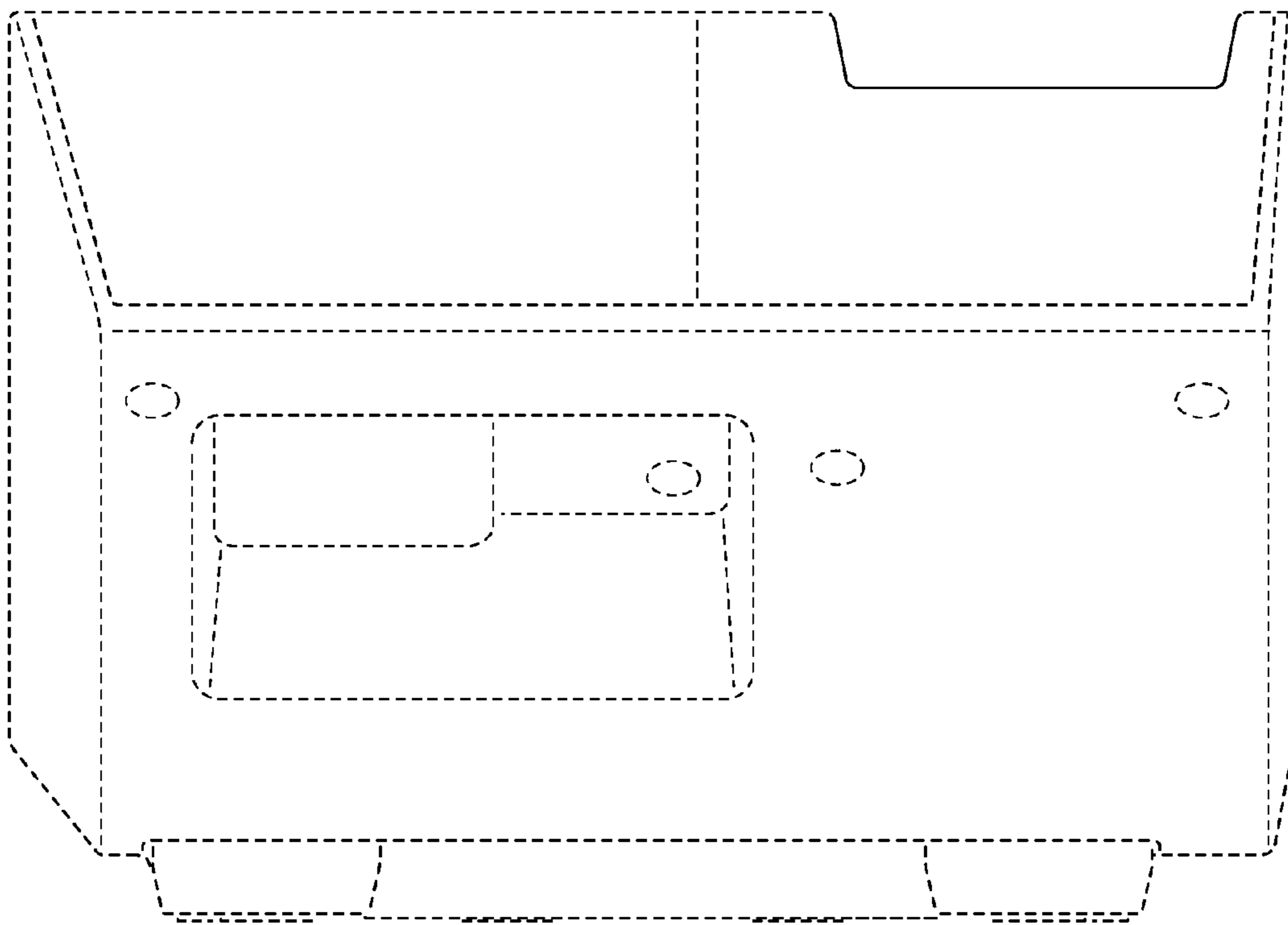


FIG. 3

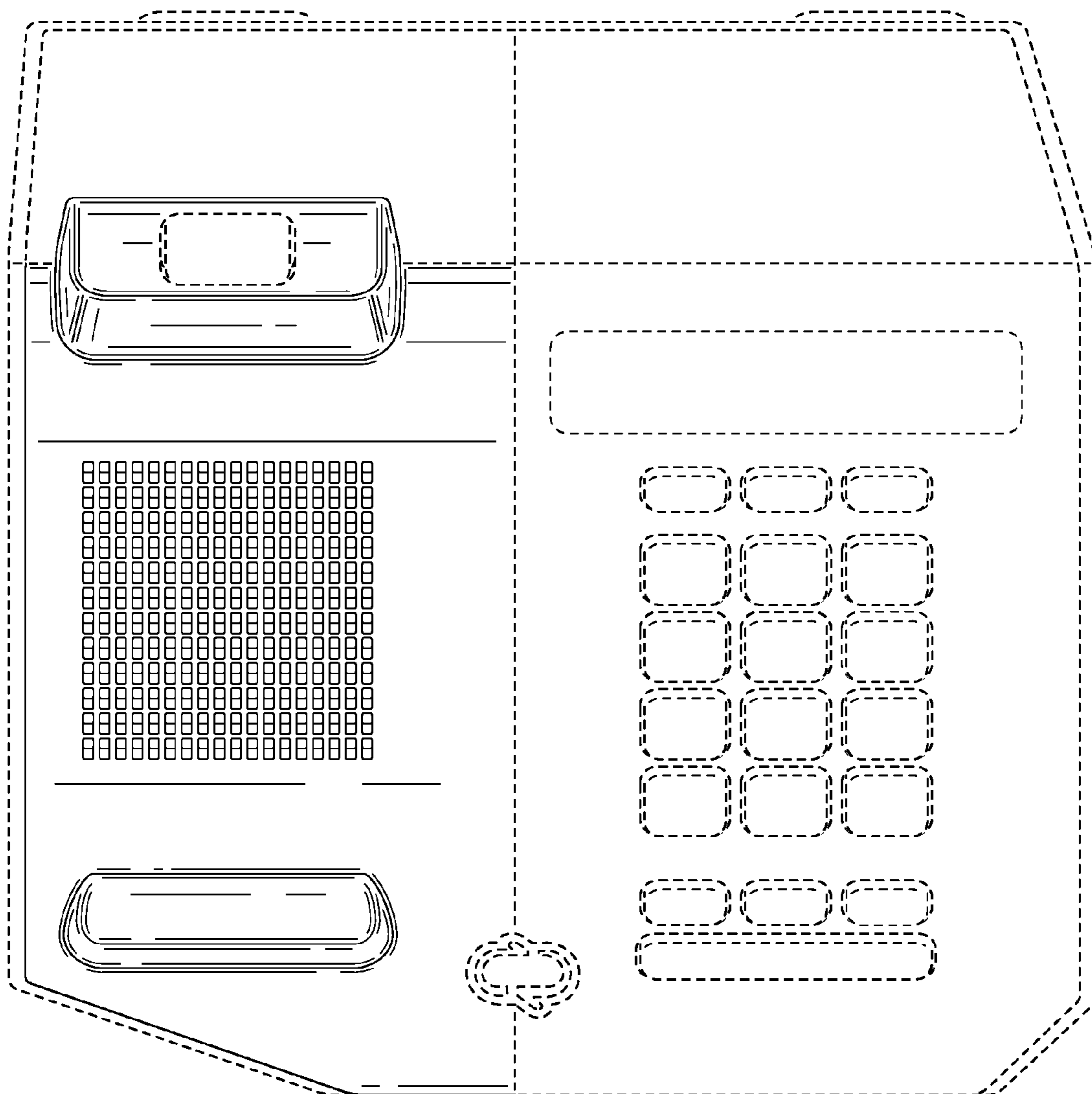


FIG. 4