



US00D629379S

(12) **United States Design Patent**
Wykes et al.

(10) **Patent No.:** **US D629,379 S**
(45) **Date of Patent:** **** Dec. 21, 2010**

(54) **HANDSET**

(75) Inventors: **David Henry Wykes**, Seattle, WA (US);
Catherine Kim, Seattle, WA (US);
Audrey C. C. Louchart, Seattle, WA
(US); **Joel B. Jacobs**, Seattle, WA (US);
Kathleen W. Holmes, Seattle, WA (US);
Jonathan D. Friedman, Seattle, WA
(US); **Albert Y. S. Shum**, Bellevue, WA
(US); **Michael Prstojevich**, Portland,
OR (US); **Norio Fujikawa**, San
Francisco, CA (US)

(73) Assignee: **Microsoft Corporation**, Redmond, WA
(US)

(**) Term: **14 Years**

(21) Appl. No.: **29/362,039**

(22) Filed: **May 19, 2010**

Related U.S. Application Data

(63) Continuation of application No. 29/326,745, filed on
Oct. 23, 2008, now Pat. No. Des. 618,647.

(51) **LOC (9) Cl.** **14-03**

(52) **U.S. Cl.** **D14/138 AD; D14/138 G**

(58) **Field of Classification Search** D14/138 R,
D14/138 AD, 138 AC, 138 C, 138 G, 191,
D14/203.1-203.8, 496, 138 AA, 138 AB,
D14/137, 147, 218, 341-347, 247-248;
D10/65, 78, 104; D13/168; D18/7; 455/566,
455/575.1, 575.3

See application file for complete search history.

(56) **References Cited**

U.S. PATENT DOCUMENTS

- D353,594 S 12/1994 Kawano et al.
- D377,018 S 12/1996 Suzuki et al.
- D490,100 S 5/2004 Su et al.
- D506,743 S 6/2005 Cadet
- D509,813 S 9/2005 Miyazawa et al.

- D540,292 S 4/2007 Lee et al.
- D543,174 S 5/2007 Kim
- D548,713 S 8/2007 Lee et al.
- D548,716 S 8/2007 Park et al.
- D553,601 S 10/2007 Cho et al.
- D555,134 S 11/2007 Sung et al.
- D558,173 S 12/2007 Oross et al.
- D558,720 S 1/2008 Lee et al.
- D563,935 S 3/2008 Kim et al.
- D565,533 S * 4/2008 Kim et al. D14/138 AD
- D578,098 S 10/2008 Oh
- D578,503 S 10/2008 Shin et al.
- 7,432,911 B2 10/2008 Skarine
- D584,268 S 1/2009 Kim
- D587,671 S 3/2009 Park et al.
- D589,019 S 3/2009 Millora

(Continued)

OTHER PUBLICATIONS

Palm Pre, announced February 2009, [online], [retrieved on Mar. 6,
2009]. Retrieved from Internet, <URL: <http://www.gsmarena.com>>.

Primary Examiner—Bridget L Eland

(57) **CLAIM**

The ornamental design for a handset, as shown and described.

DESCRIPTION

FIG. 1 is a front perspective view of a handset showing our
new design;

FIG. 2 is a front view thereof;

FIG. 3 is a rear view thereof;

FIG. 4 is a right side view thereof;

FIG. 5 is a left side view thereof;

FIG. 6 is a top view thereof;

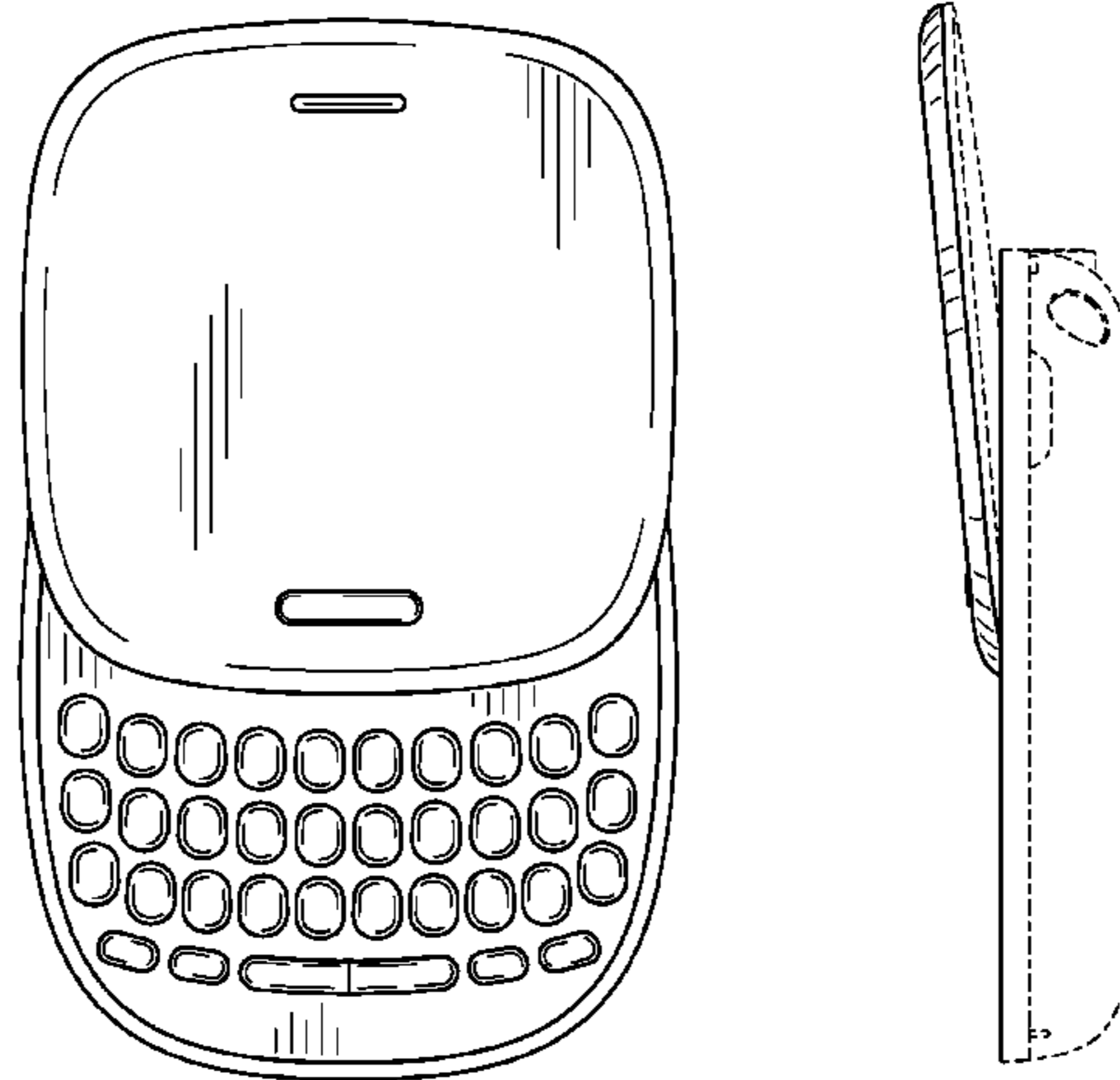
FIG. 7 is a bottom view thereof;

FIG. 8 is a first rear perspective view thereof; and,

FIG. 9 is a second rear perspective view thereof.

The broken line showing of various elements of the handset is
for environmental purposes only and forms no part of the
claimed design.

1 Claim, 4 Drawing Sheets



US D629,379 S

Page 2

U.S. PATENT DOCUMENTS

D589,022 S	3/2009	Millora		D618,228 S *	6/2010	Oh et al.	D14/248
D591,739 S	5/2009	Matsuoka		D618,647 S *	6/2010	Wykes et al.	D14/138 AD
D611,019 S *	3/2010	Garnham	D14/138 AD	D624,041 S *	9/2010	Liu	D14/138 AD
D611,020 S *	3/2010	Garnham	D14/138 AD	2005/0176471 A1	8/2005	Masuda et al.	
D612,359 S *	3/2010	Oh et al.	D14/138 AD	2005/0190291 A1 *	9/2005	Kota et al.	348/376
D612,846 S *	3/2010	Matsuoka	D14/341	2006/0223596 A1 *	10/2006	Hur	455/575.4
D613,262 S *	4/2010	Ahn et al.	D14/138 AD	2007/0142092 A1	6/2007	Kim	
D613,271 S *	4/2010	Painter	D14/218	2007/0254718 A1	11/2007	Bum	
				2008/0207273 A1	8/2008	Huo	

* cited by examiner

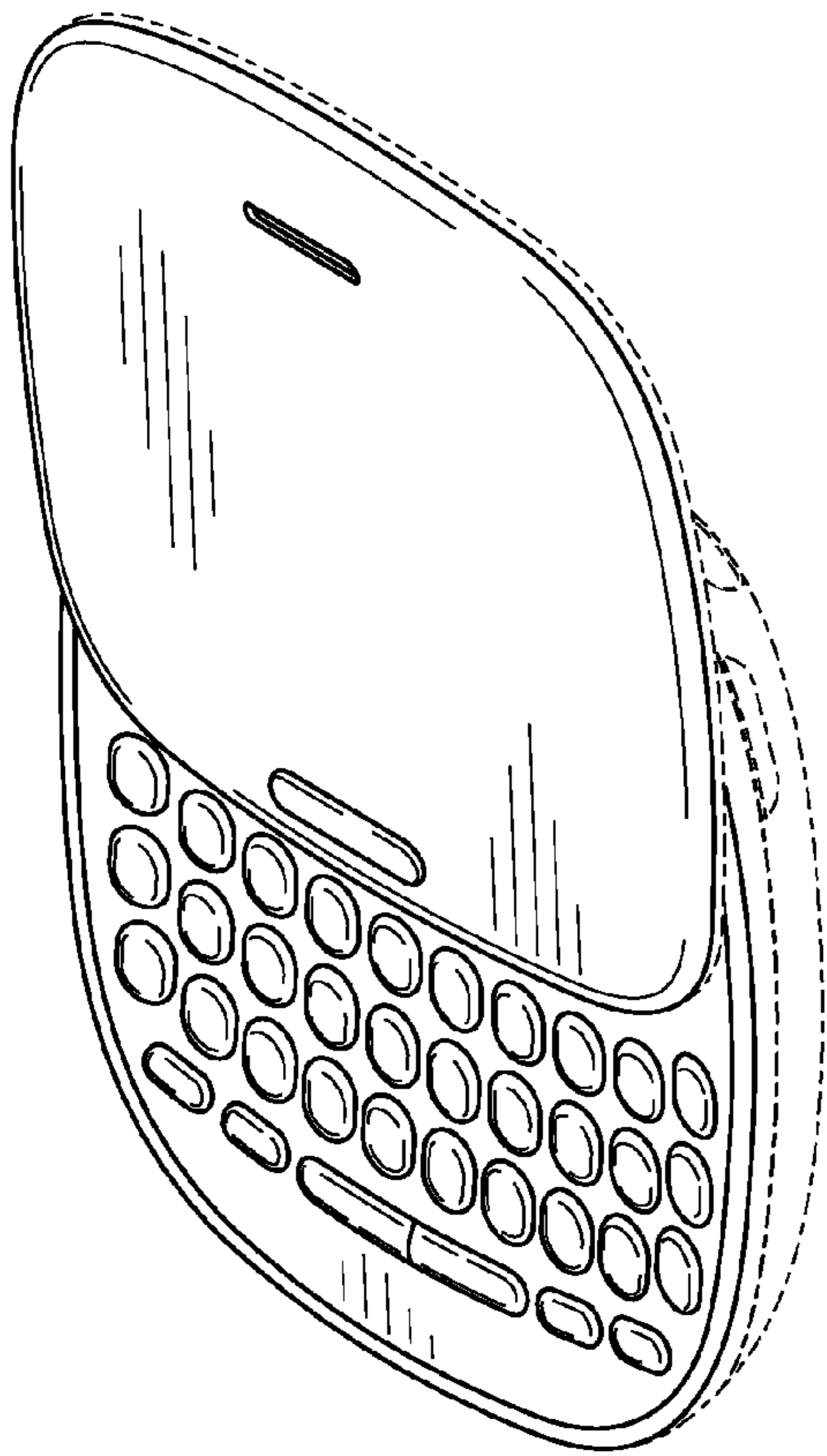


FIG. 1




FIG. 2

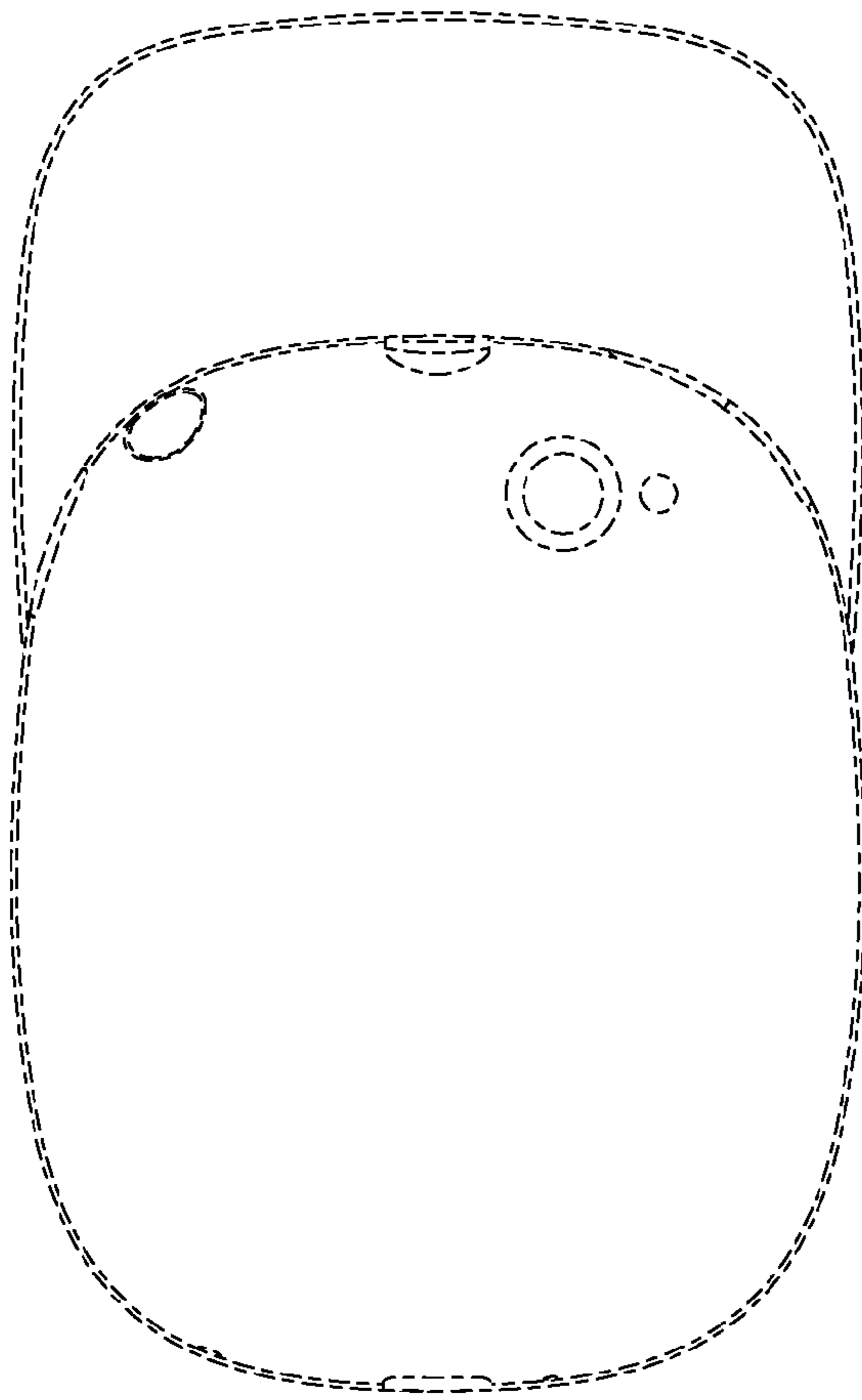


FIG. 3

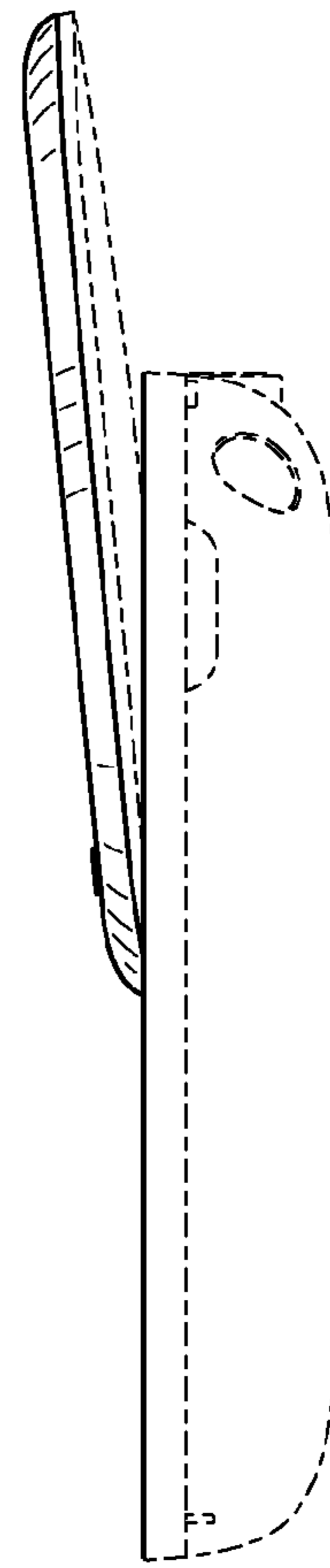


FIG. 4

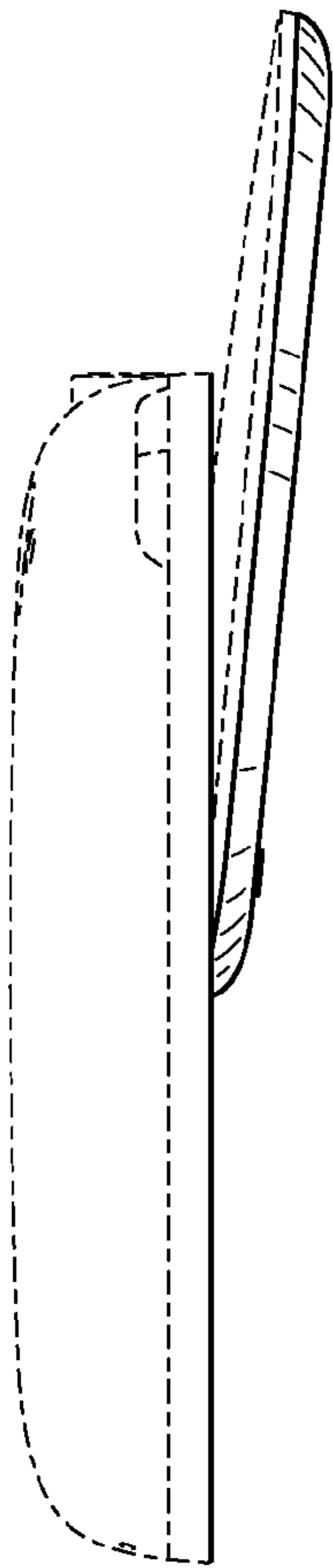


FIG. 5

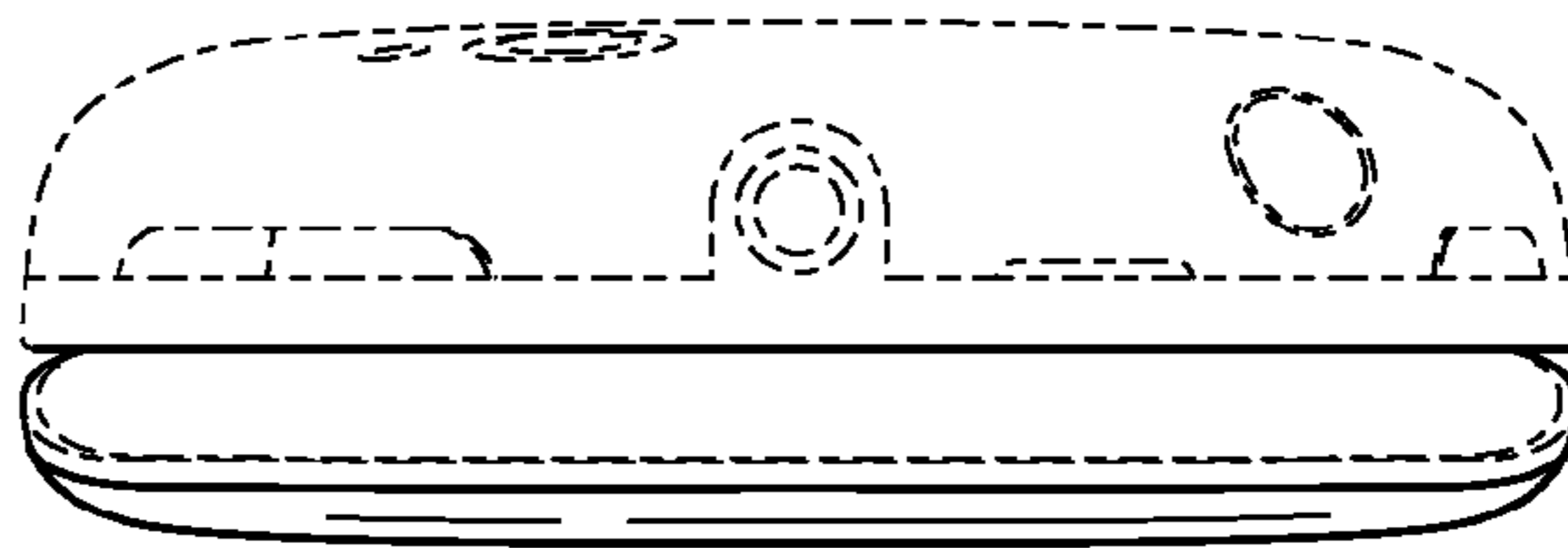


FIG. 6

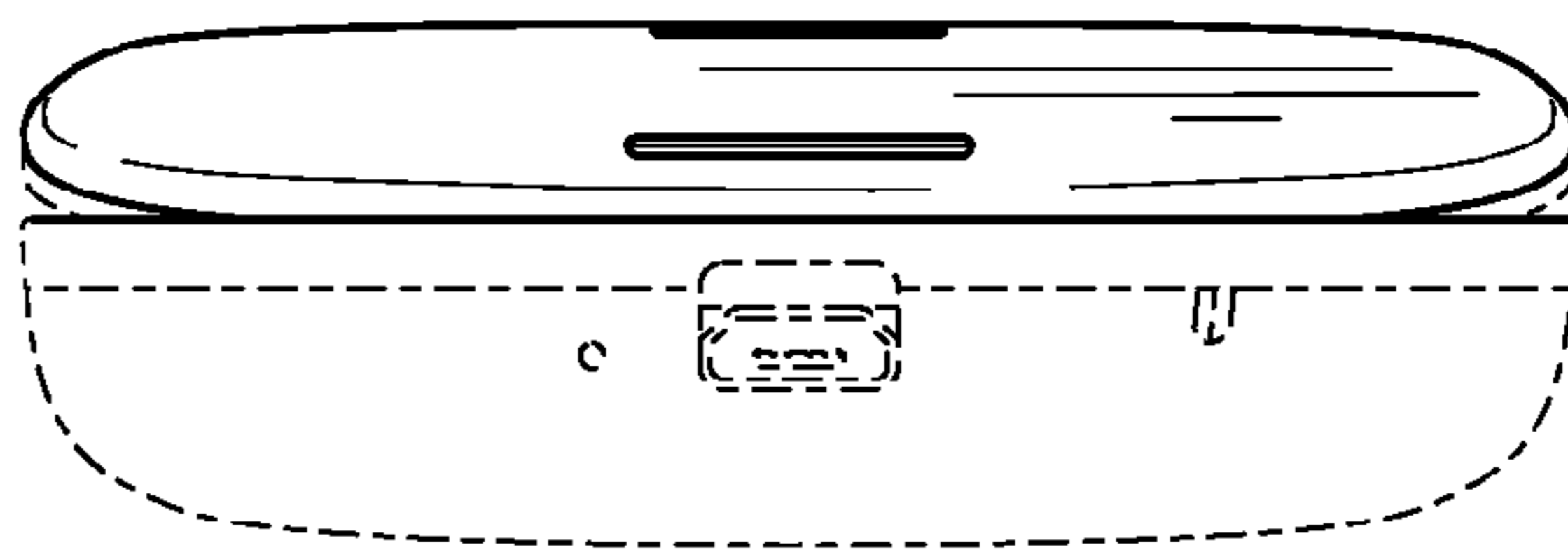


FIG. 7

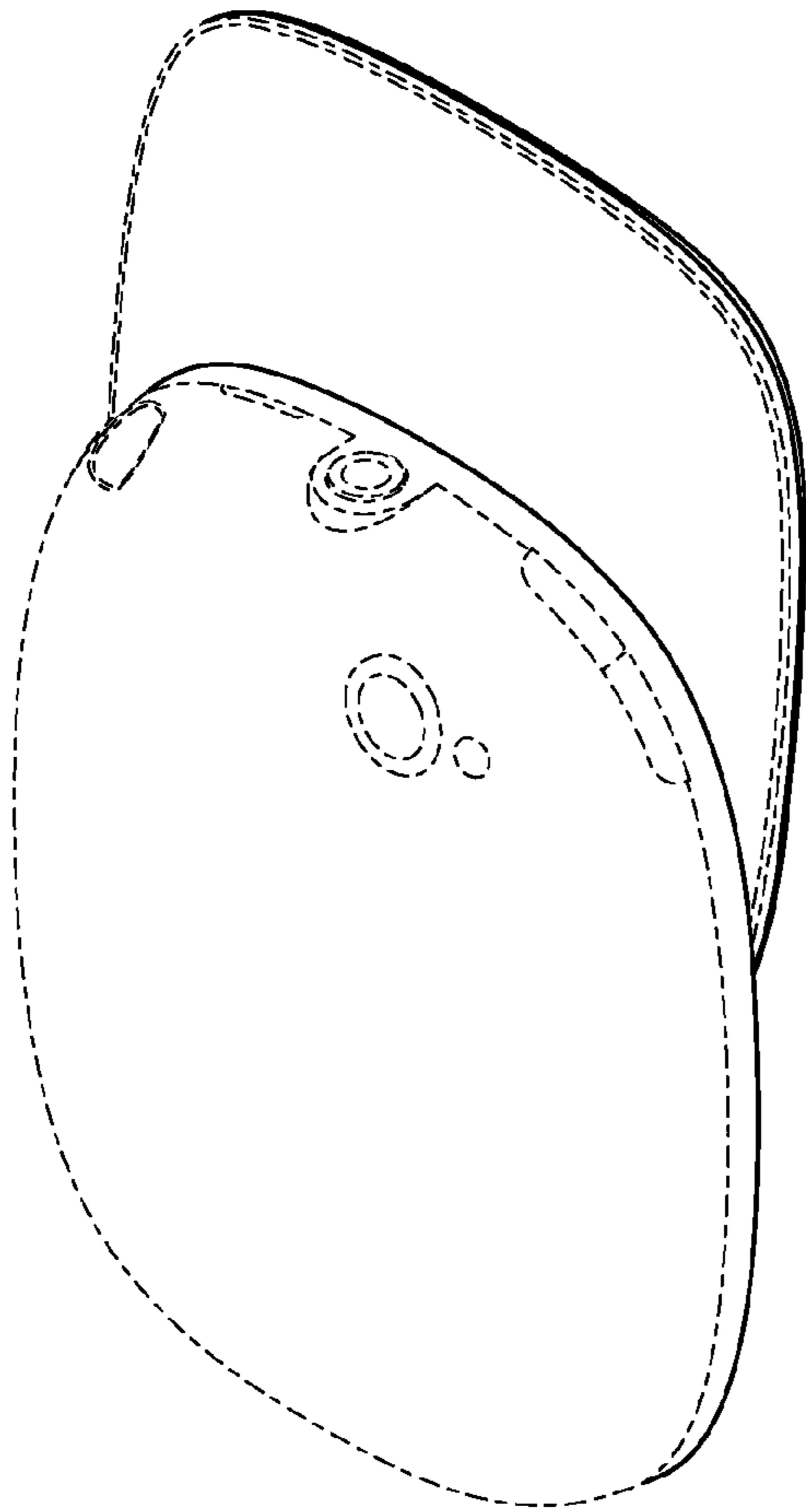


FIG. 8

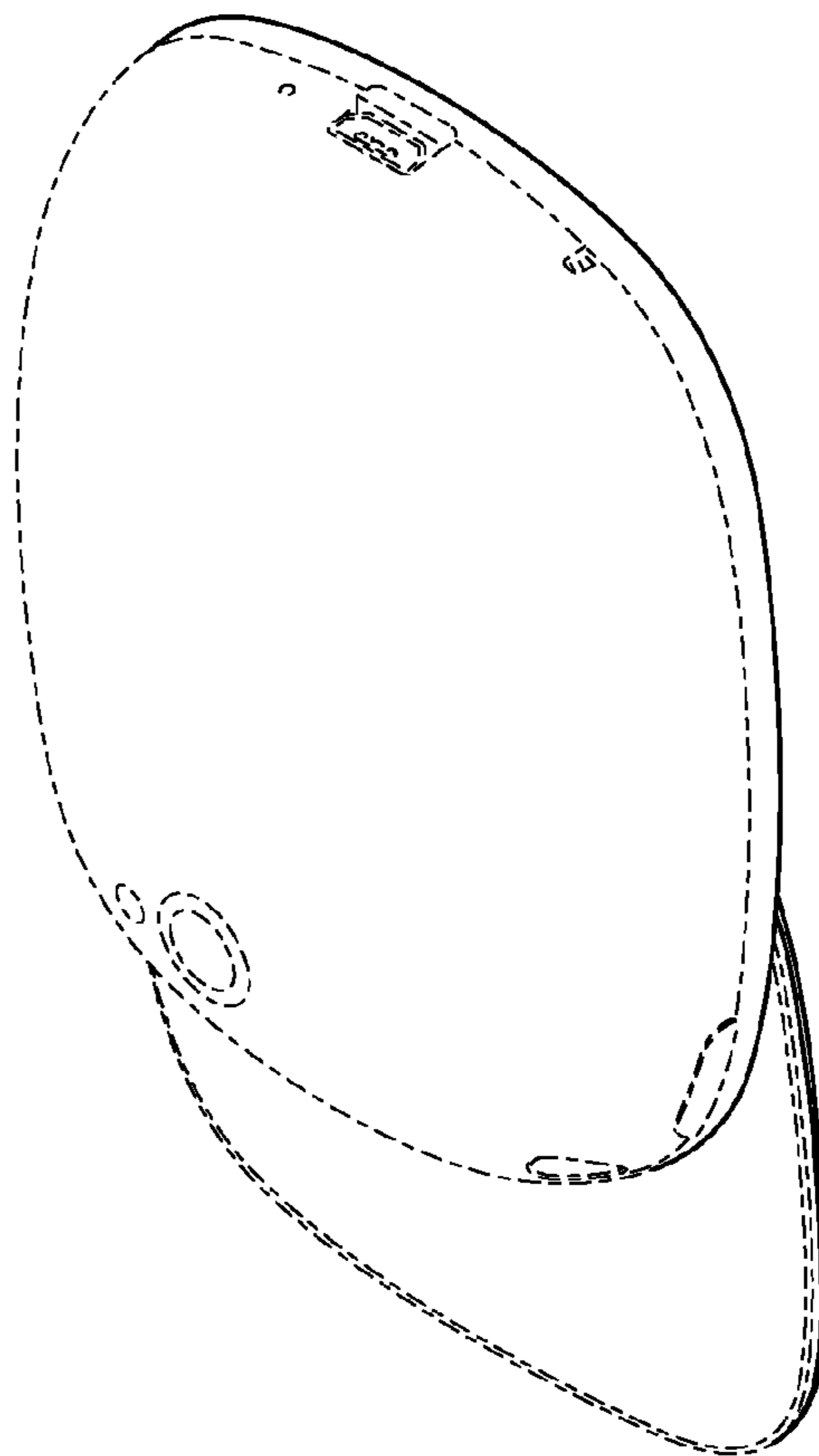


FIG. 9