



US00D629339S

(12) **United States Design Patent**  
**Choi et al.**

(10) **Patent No.:** **US D629,339 S**

(45) **Date of Patent:** **\*\* Dec. 21, 2010**

(54) **RADIATOR GRILL FOR AUTOMOBILE**

D616,342 S \* 5/2010 Kim ..... D12/163

**FOREIGN PATENT DOCUMENTS**

(75) Inventors: **Jinwook Choi**, Kanagawa (JP); **Shinya Momokawa**, Kanagawa (JP); **Akihiro Sugita**, Kanagawa (JP)

JP 1183402 S 9/2003

**OTHER PUBLICATIONS**

(73) Assignee: **Nissan Jidosha Kabushiki Kaisha**, Kanagawa (JP)

U.S. Appl. No. 29/348,201, filed Dec. 9, 2009; first named inventor: Taisuke Nakamura et al.

\* cited by examiner

(\*\*) Term: **14 Years**

*Primary Examiner*—Melody N Brown

(21) Appl. No.: **29/349,254**

(74) *Attorney, Agent, or Firm*—Fross Zelnick Lehrman & Zissu, P.C.; Lawrence E. Apolzon, Esq.

(22) Filed: **Mar. 19, 2010**

(57) **CLAIM**

(30) **Foreign Application Priority Data**

The ornamental design for a radiator grill for automobile, as shown and described.

Sep. 24, 2009 (JP) ..... 2009-021955

**DESCRIPTION**

(51) **LOC (9) Cl.** ..... **12-16**

FIG. 1 is a perspective view of the top, front, and right side of a radiator grill for automobile showing our new design;

(52) **U.S. Cl.** ..... **D12/163**

FIG. 2 is a front view thereof;

(58) **Field of Classification Search** ..... D12/163,  
D12/196, 171, 169, 216, 90-92, 86; 180/68.1,  
180/68.6; 296/193.11

FIG. 3 is a rear view thereof;

See application file for complete search history.

FIG. 4 is a left side view thereof;

FIG. 5 is a right side view thereof;

(56) **References Cited**

**U.S. PATENT DOCUMENTS**

D541,707 S \* 5/2007 Komuro ..... D12/163

D557,184 S \* 12/2007 Janik ..... D12/163

D565,479 S \* 4/2008 Iida et al. .... D12/163

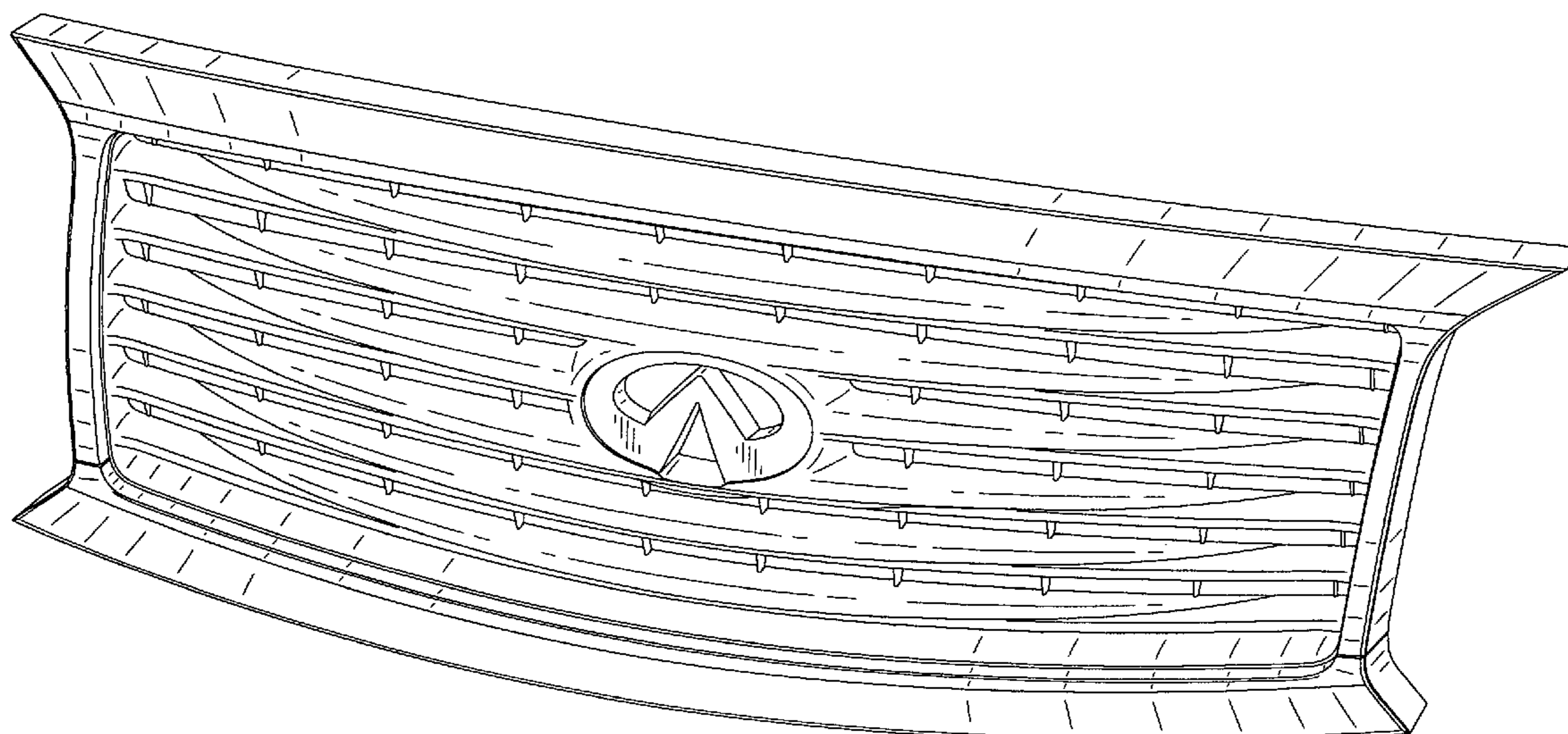
D614,542 S \* 4/2010 Kasai et al. .... D12/163

FIG. 6 is a top plan view thereof; and,

FIG. 7 is a bottom view thereof.

The portions of the article shown in broken lines are for illustrative purposes only and form no part of the claimed design.

**1 Claim, 5 Drawing Sheets**



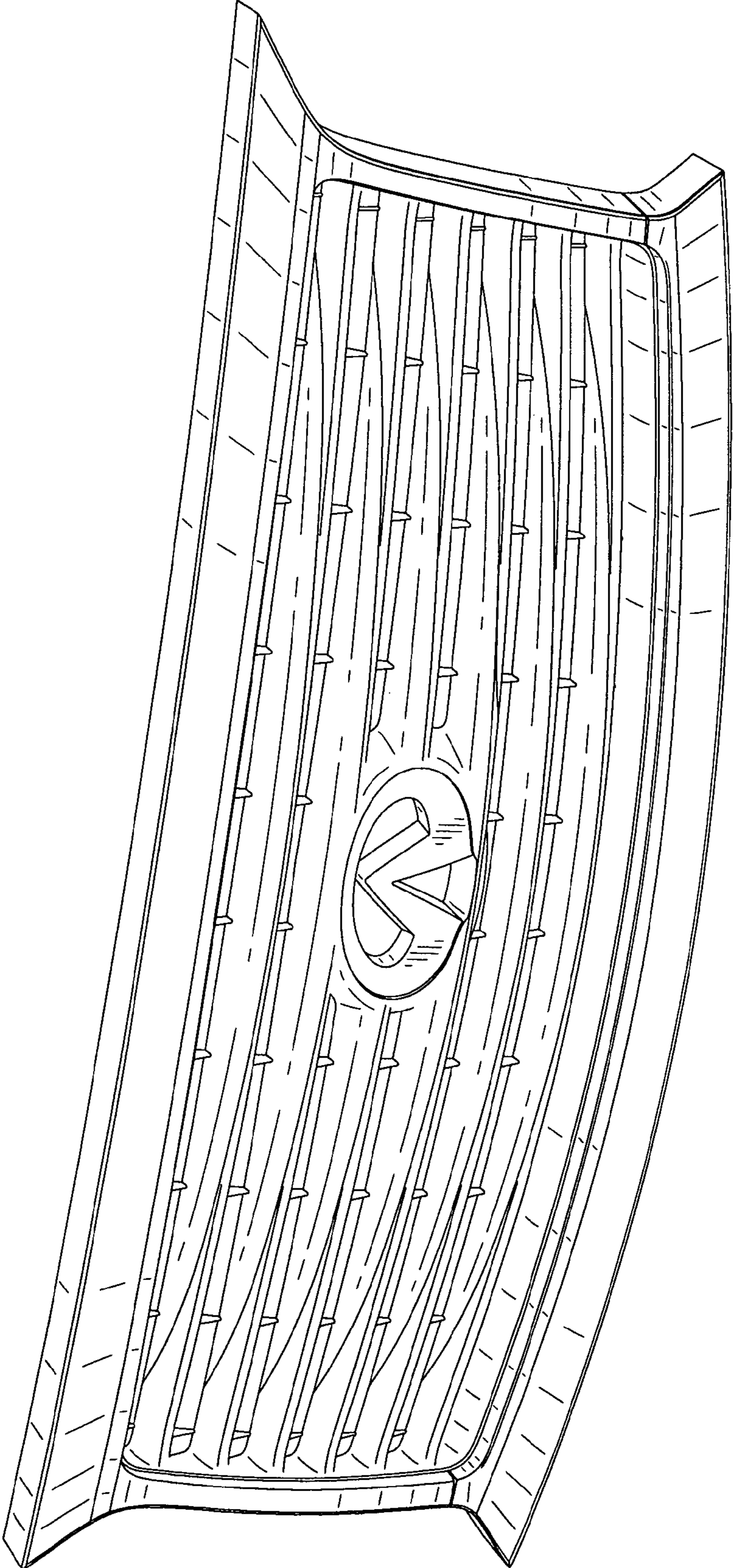


FIG. 1

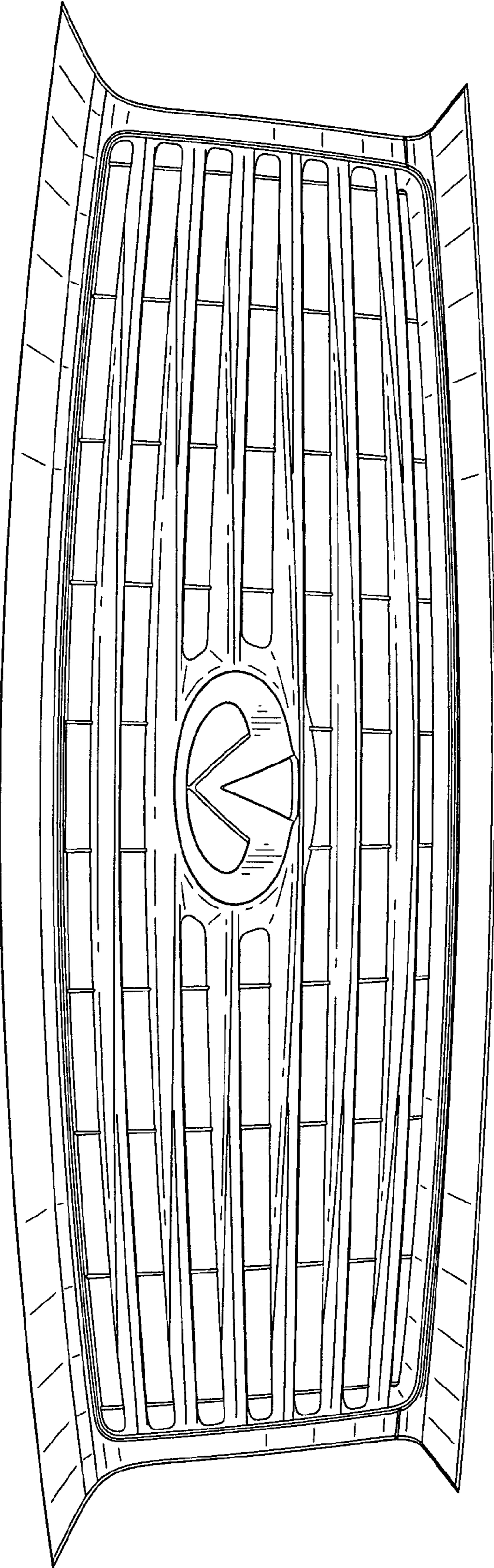


FIG. 2

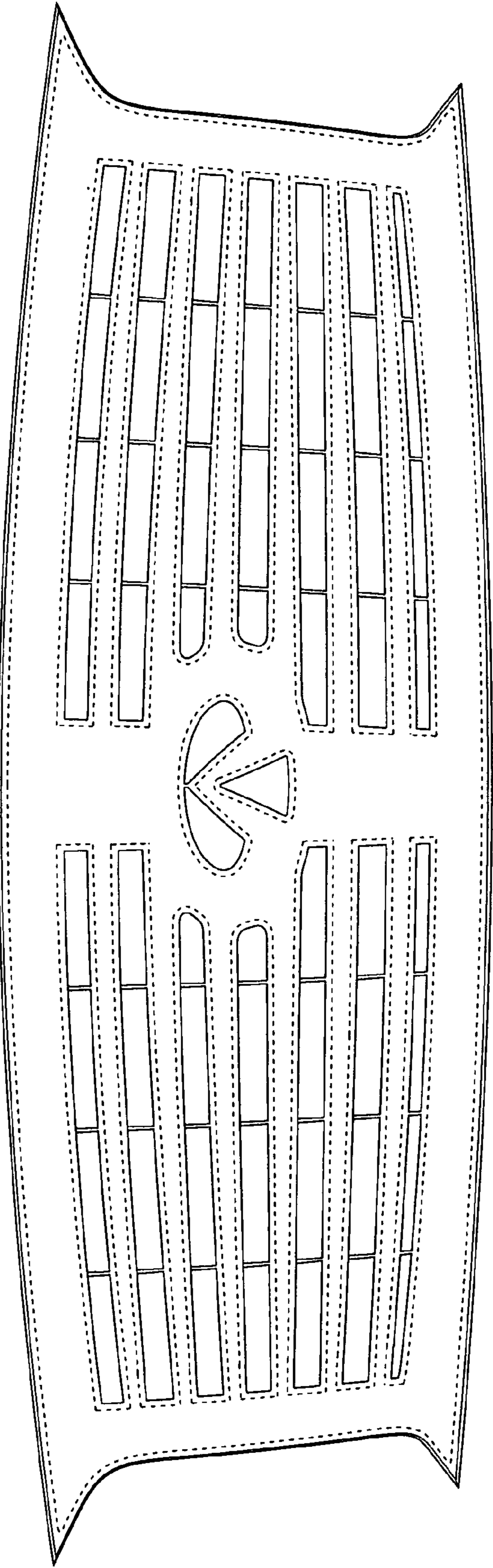


FIG. 3



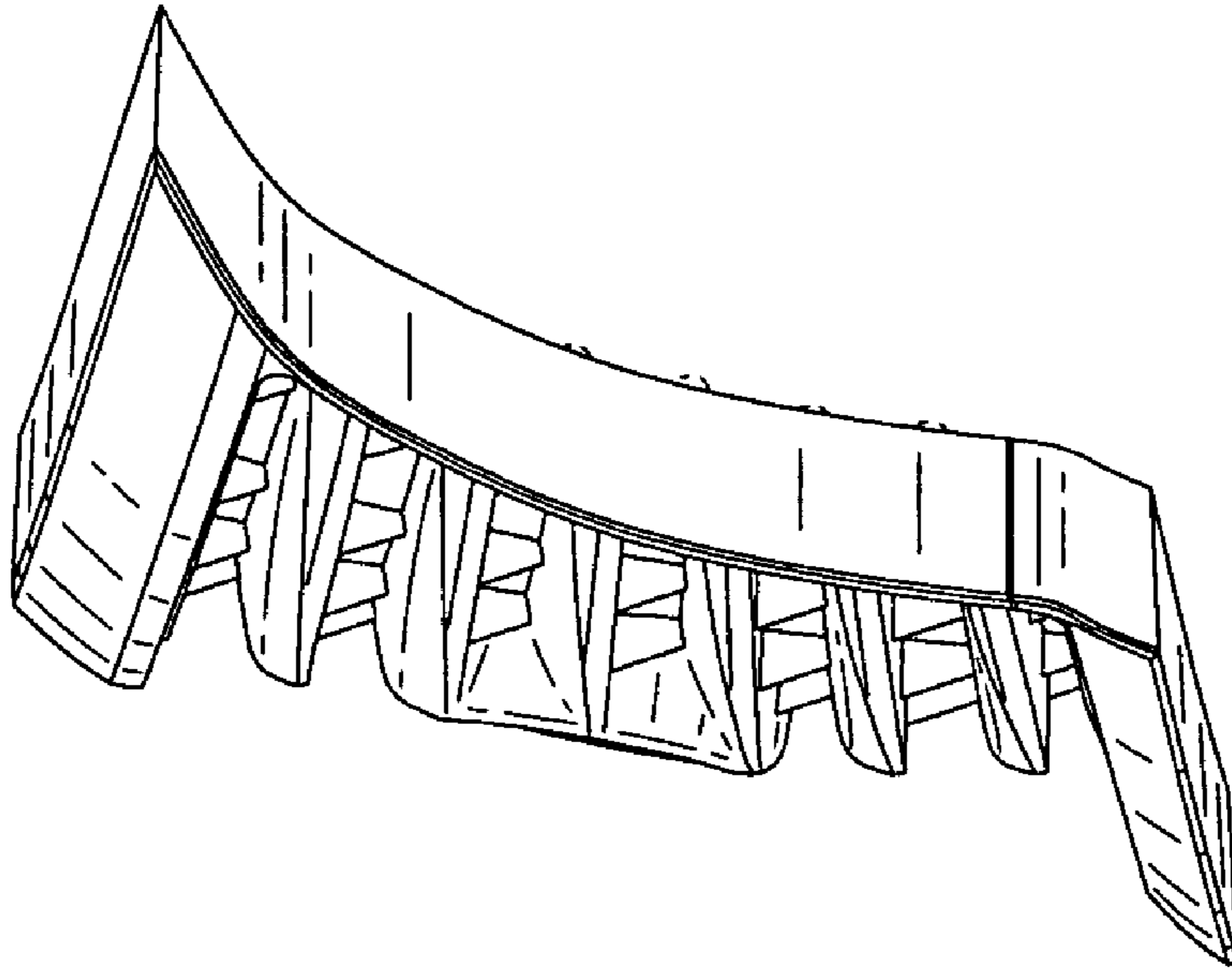


FIG. 5




FIG. 4

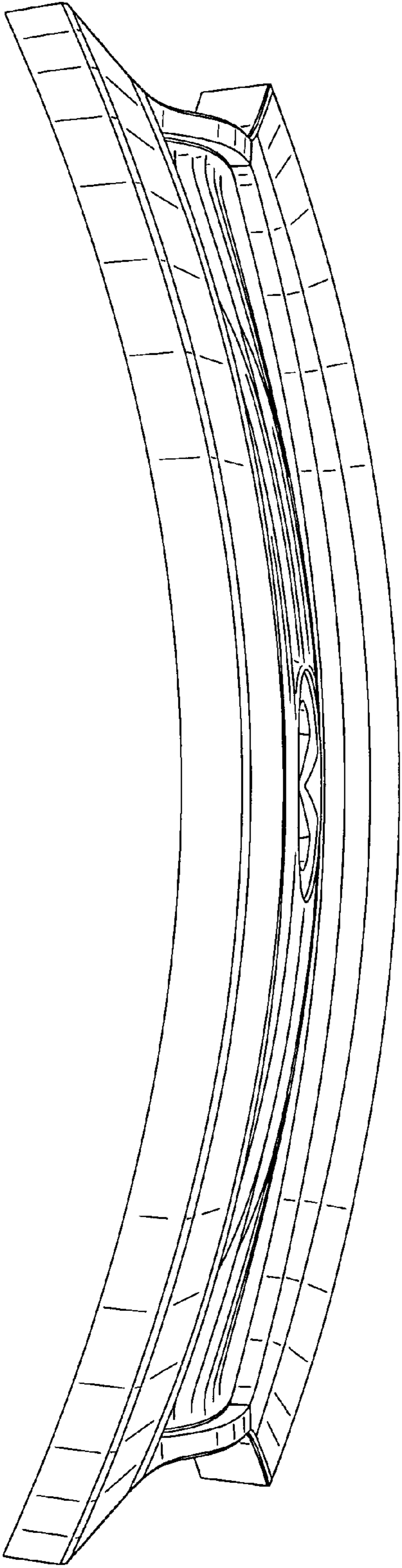


FIG. 6

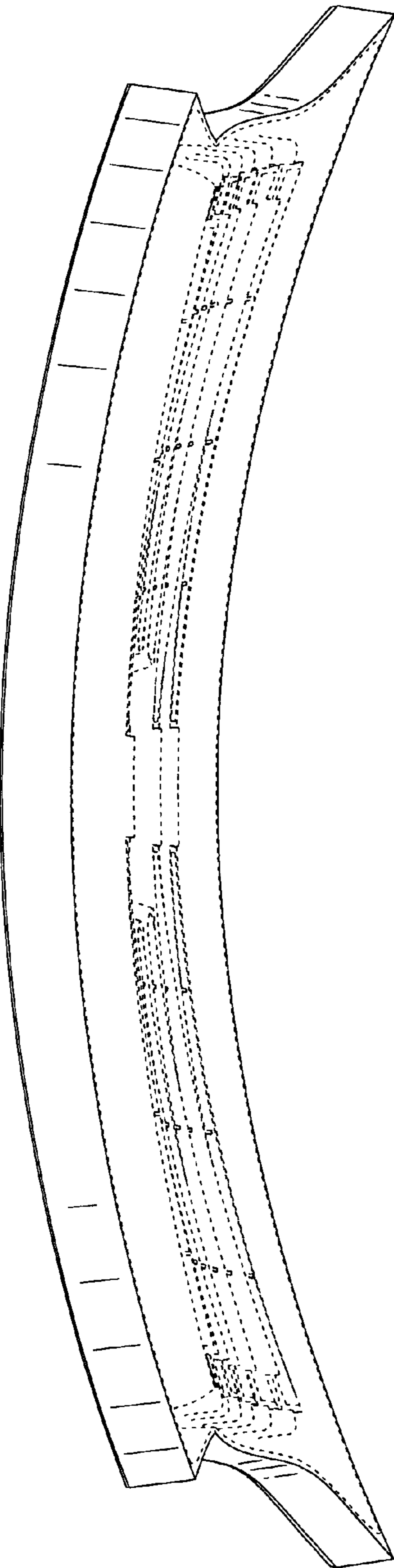


FIG. 7