



US00D629313S

(12) **United States Design Patent**  
**Diefenderfer et al.**

(10) **Patent No.:** **US D629,313 S**

(45) **Date of Patent:** **\*\* Dec. 21, 2010**

(54) **GAGE**

(75) Inventors: **Randall R. Diefenderfer**, Rogersville, MO (US); **Jay D. Swope**, Nixa, MO (US); **Dennis M. Welvaert**, Tulsa, OK (US)

(73) Assignee: **Dayco Products, LLC**, Tulsa, OK (US)

(\*\*) Term: **14 Years**

(21) Appl. No.: **29/356,602**

(22) Filed: **Mar. 1, 2010**

(51) **LOC (9) Cl.** ..... **10-04**

(52) **U.S. Cl.** ..... **D10/64**

(58) **Field of Classification Search** ..... D10/64;  
33/532, 562, 563, 600, 679.1, 783, 806, 836  
See application file for complete search history.

(56) **References Cited**

**U.S. PATENT DOCUMENTS**

170,959	A *	12/1875	Lovell	.....	33/563
D163,302	S *	5/1951	Martin	.....	D10/64
3,590,490	A	7/1971	Coleman		
D251,059	S *	2/1979	Montell	.....	D10/64
4,342,153	A	8/1982	Cole		
4,435,906	A *	3/1984	Mori	.....	33/562
7,603,787	B1 *	10/2009	Butler, III	.....	33/563
7,735,236	B1	6/2010	Ileogben		
7,766,059	B2 *	8/2010	Kozina et al.	.....	33/562
2008/0301964	A1 *	12/2008	Jordan et al.	.....	33/562

**OTHER PUBLICATIONS**

Automatic Belt Tensioner, by Dayco Products, LLC (Jul. 2002).

“Belt Wear Gauge,” by Gates Corp., AutoInc. Online Edition, vol. 57, No. 10 [http://www.autoinc.org/asrw/2009/product/1105prod\\_gates.html](http://www.autoinc.org/asrw/2009/product/1105prod_gates.html) (Oct. 2009).

“Gates Belt Wear Gauge Wins SEMA Editor’s Choice Award,” Popular Mechanics, <http://www.popularmechanics.com/cars/how-to/products/4335908> (Nov. 4, 2009).

V-Belt Drive Accessories, by MASKA, [http://www.maskapulley.com/images/produit/v-belt\\_drive\\_accessories.pdf](http://www.maskapulley.com/images/produit/v-belt_drive_accessories.pdf) (May 9, 2006).

“Free Fenner Pulley Gauge—A simple pulley test can improve drive efficiency by 10 percent,” from web page by Eriks UK, <http://www.eriks.co.uk/eriks.asp?title=Free-Fenner-Pulley-Gauge-A-simple-pulley-test-can-improve-drive-efficiency-by-10-percent-&pageid=1164> (May 4, 2007).

“Belt Drive Preventive Maintenance & Safety Manual,” by the Gates Rubber Company (2001).

(Continued)

*Primary Examiner*—Antoine D Davis

(74) *Attorney, Agent, or Firm*—Thompson Hine LLP

(57) **CLAIM**

The ornamental design for a gage, as shown and described.

**DESCRIPTION**

FIG. 1 is an isometric view of a new ornamental design for a gage for a belt or pulley;

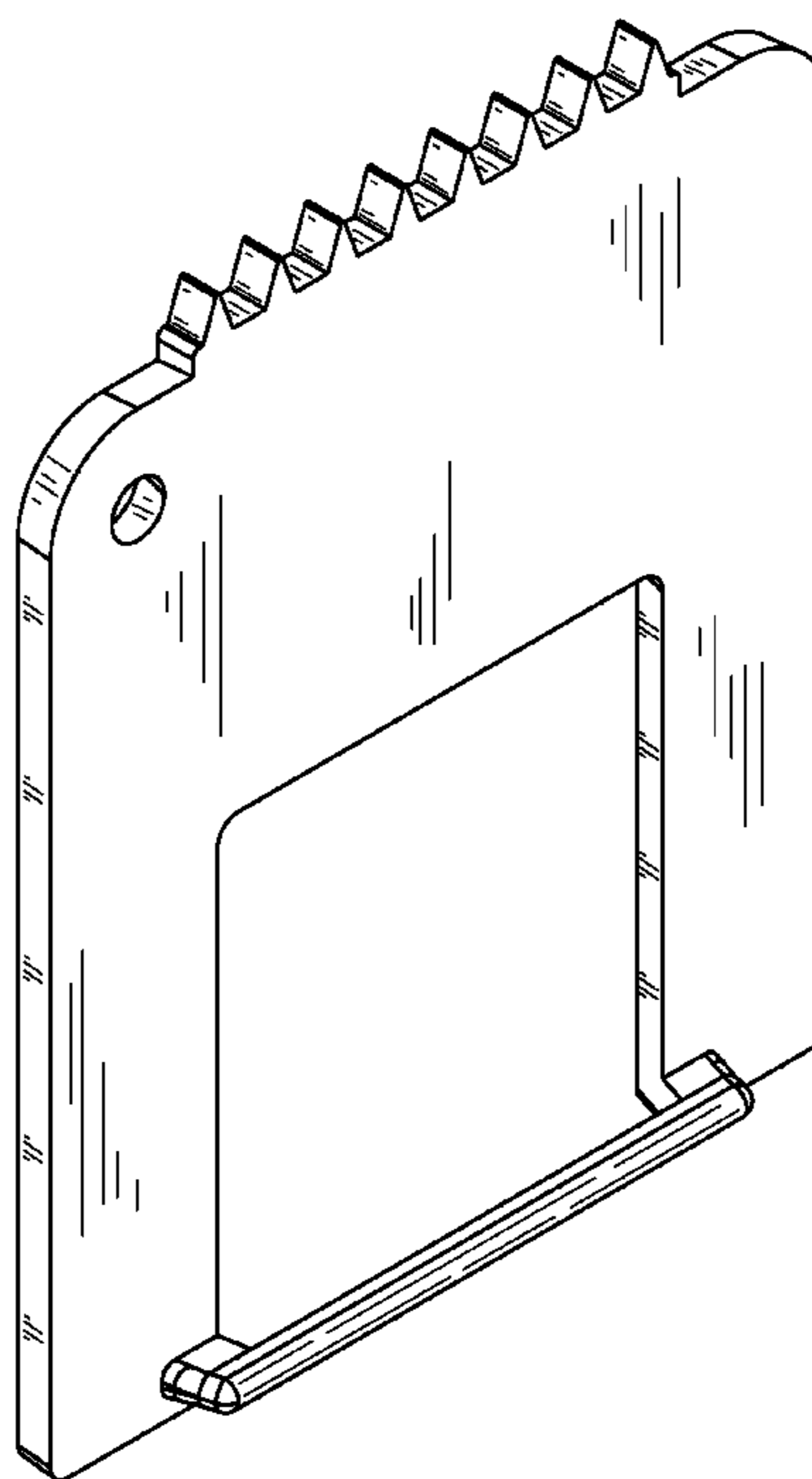
FIG. 2 is a front view of the gage of FIG. 1

FIG. 3 is a right side view of the gage of FIG. 1

FIG. 4 is a top view of the gage of FIG. 1; and,

FIG. 5 is a bottom view of the gage of FIG. 1.

**1 Claim, 4 Drawing Sheets**



OTHER PUBLICATIONS

Product catalog by The L.S. Starrett Company (2006).

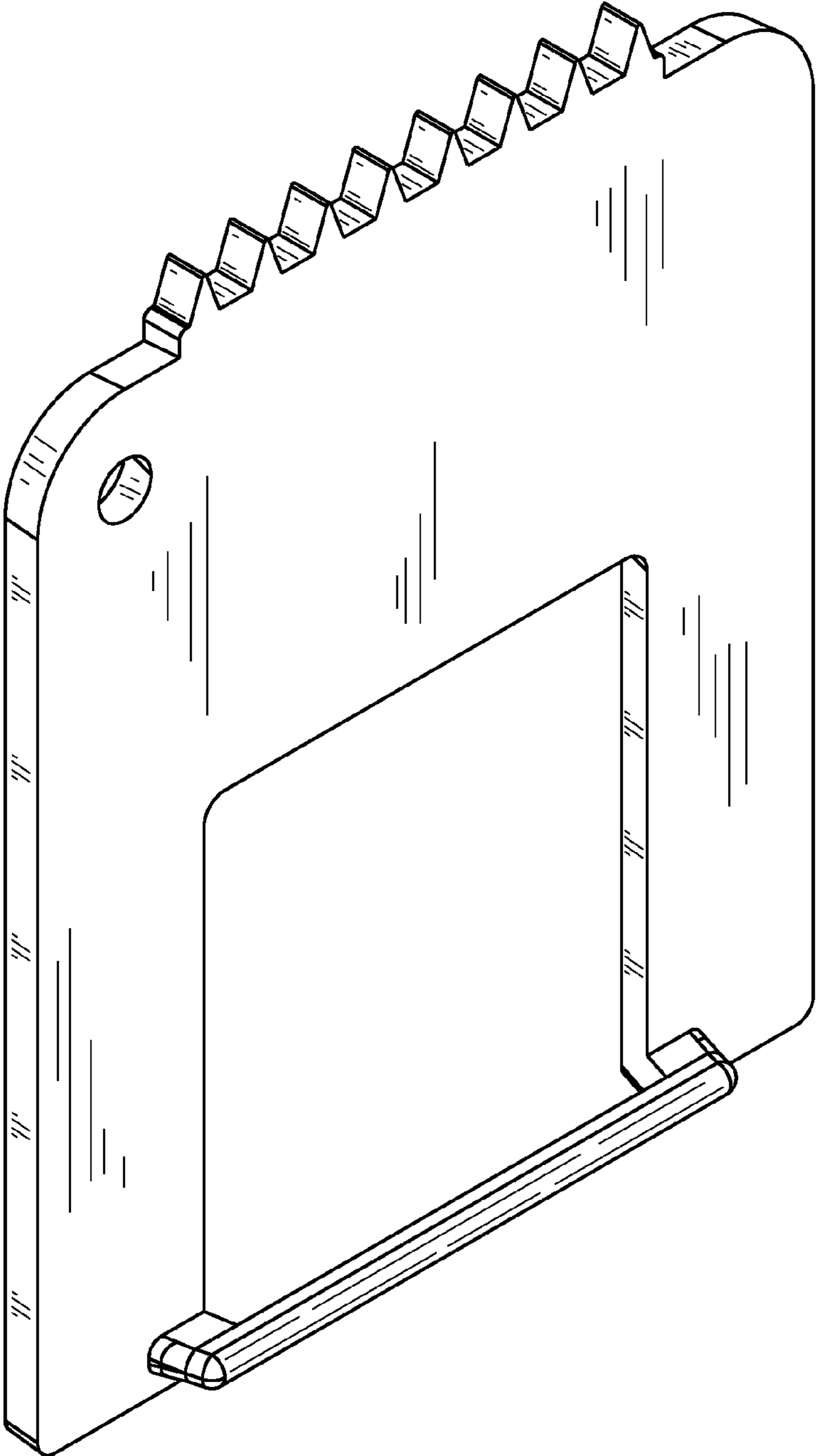
“Nut & Screw Bolt Gauge,” from on-line catalog of HiMFR, [http://www.himfr.com/d-p116946141492552225-Nut\\_Screw\\_Bolt\\_Gauge/](http://www.himfr.com/d-p116946141492552225-Nut_Screw_Bolt_Gauge/) (Jul. 22, 2008).

“Thread Gauges,” by Bolt Depot, Inc., <http://www.boltdepot.com/Thread-gauges.aspx> (Aug. 29, 2006).

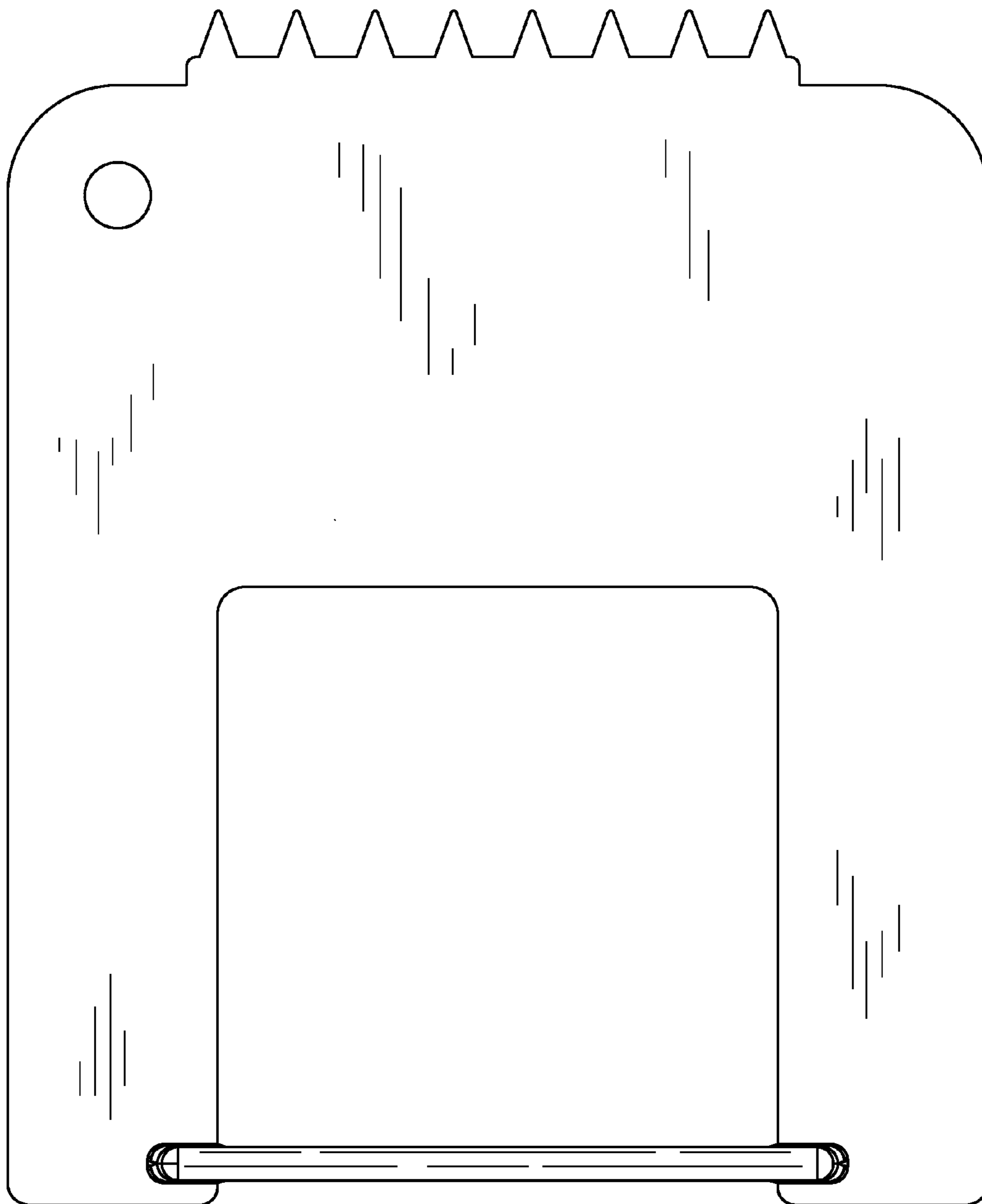
“Linen Testers,” by ElectroOptix Inc., <http://www.linentester.com/> (Mar. 3, 2007).

\* cited by examiner

# FIG. 1



# FIG. 2



# FIG. 3

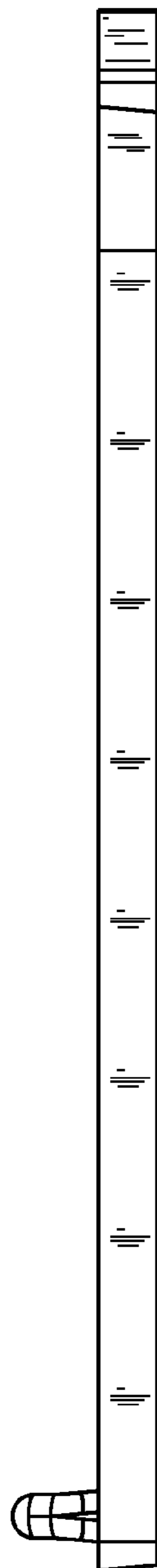


FIG. 4



FIG. 5

