



US00D629312S

(12) **United States Design Patent**  
**Laucella**

(10) **Patent No.:** **US D629,312 S**

(45) **Date of Patent:** **\*\* Dec. 21, 2010**

(54) **WATCH**

(75) Inventor: **Vincent Laucella**, Le Brassus (CH)

(73) Assignee: **Montres Breguet S.A.**, L'Abbaye (CH)

(\*\*) Term: **14 Years**

(21) Appl. No.: **29/343,005**

(22) Filed: **Sep. 4, 2009**

(30) **Foreign Application Priority Data**

Mar. 6, 2009 (WO) ..... DM/071 425

(51) **LOC (9) Cl.** ..... **10-02**

(52) **U.S. Cl.** ..... **D10/39**

(58) **Field of Classification Search** ..... D10/30-39,  
D10/122-132; 368/276, 281, 282, 285, 223,  
368/80, 228, 232, 28

See application file for complete search history.

(56) **References Cited**

**U.S. PATENT DOCUMENTS**

D250,750 S *	1/1979	Perrin	.....	D10/39
D356,267 S *	3/1995	Courteault	.....	D10/38
D390,130 S *	2/1998	Kennedy	.....	D10/32
D473,478 S *	4/2003	d'Origny	.....	D10/39
6,847,589 B2 *	1/2005	Wilmouth	.....	368/17
D507,974 S *	8/2005	Strasser	.....	D10/30

D554,003 S *	10/2007	Journe	.....	D10/31
D558,608 S *	1/2008	Iff	.....	D10/32
D558,609 S *	1/2008	Iff	.....	D10/32
D558,613 S *	1/2008	Wei	.....	D10/38
D559,130 S *	1/2008	Laucella	.....	D10/39
D561,050 S *	2/2008	Laucella	.....	D10/39
D572,607 S *	7/2008	Emch Ducommun	.....	D10/32

\* cited by examiner

*Primary Examiner*—Lucy Lieberman

(74) *Attorney, Agent, or Firm*—Collen IP; Donald J. Ranft

(57) **CLAIM**

The ornamental design for a watch, as shown and described.

**DESCRIPTION**

FIG. 1 is a front view of my new, original and ornamental design for a watch;

FIG. 2 is a rear view thereof;

FIG. 3 is a left side view thereof;

FIG. 4 is a right side view thereof;


FIG. 5 is a top view thereof;

FIG. 6 is a bottom view thereof; and,

FIG. 7 is a front perspective view thereof.

The broken lines in the drawings are used to show portions of the watch that do not form part of the claimed design.

**1 Claim, 5 Drawing Sheets**






FIG. 1





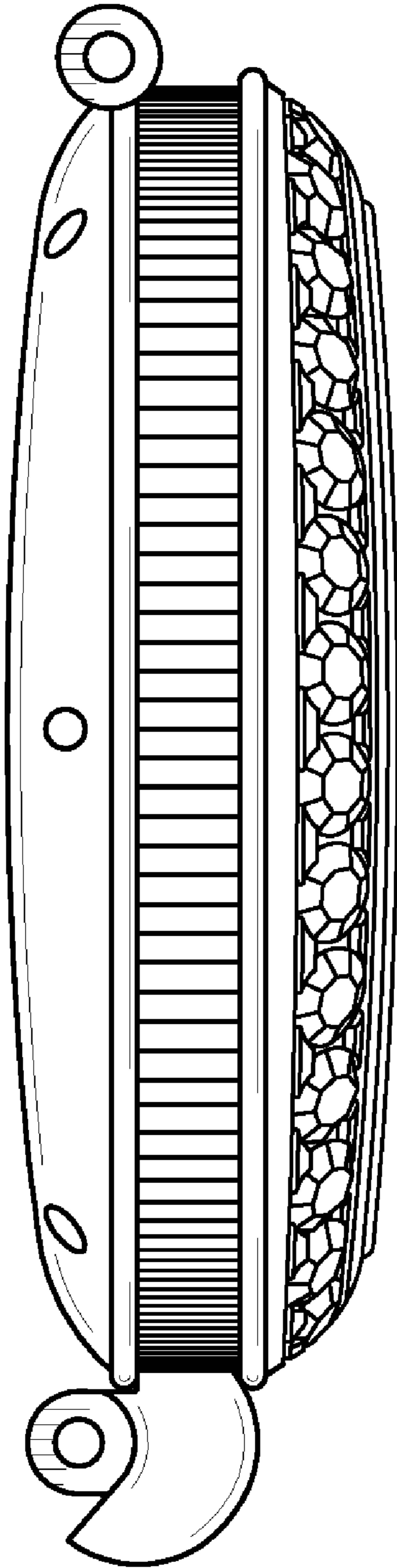


FIG. 3

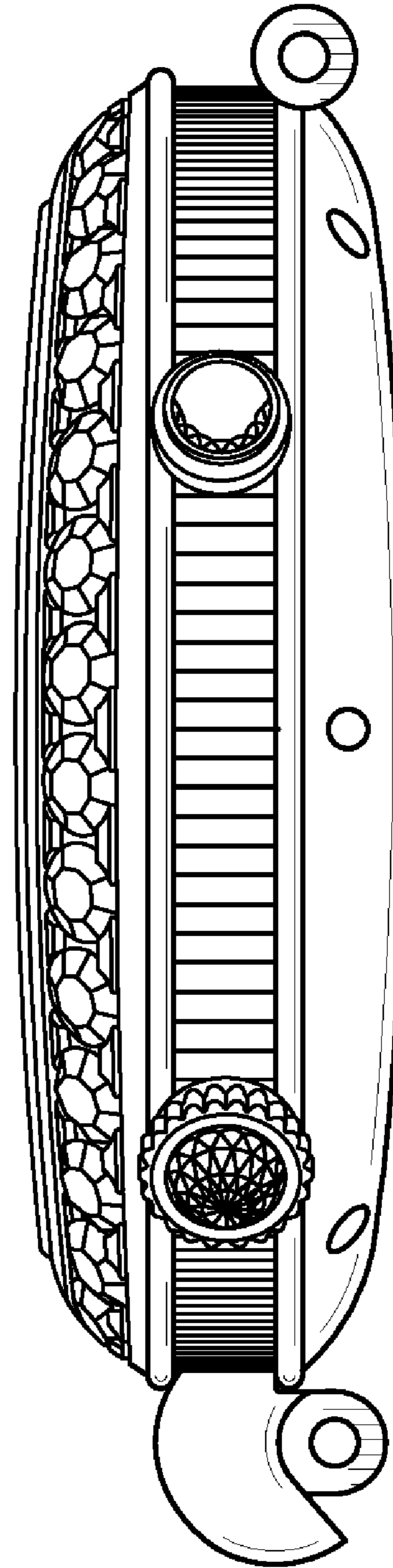


FIG. 4

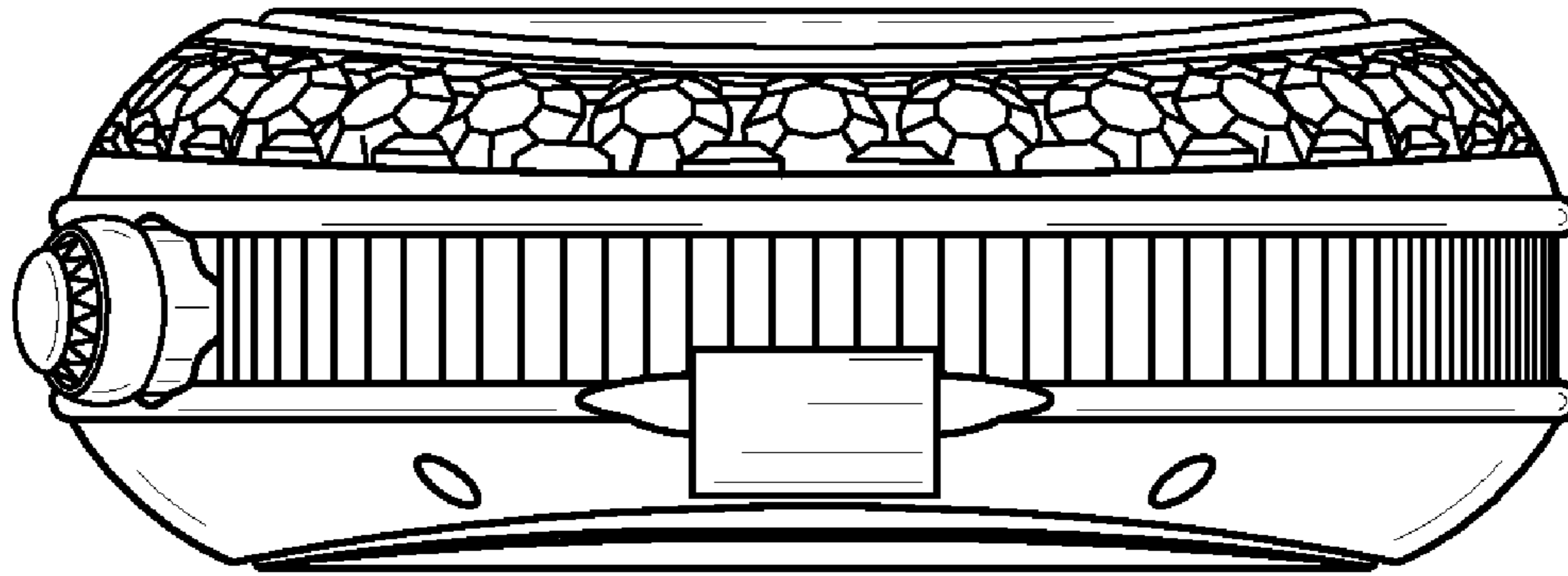


FIG. 5




FIG. 6

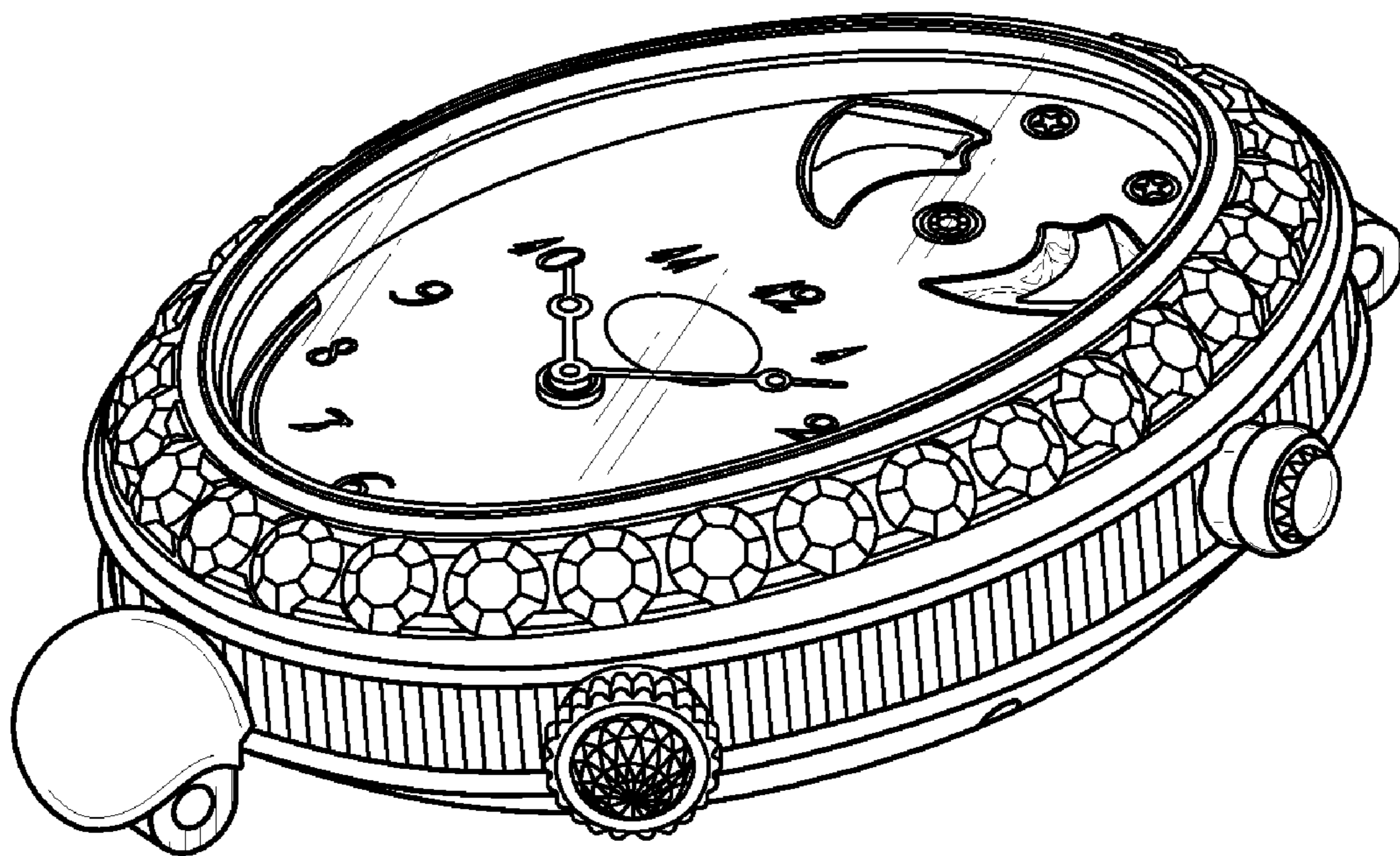


FIG. 7