



US00D629308S

(12) **United States Design Patent**
Marotti

(10) **Patent No.:** **US D629,308 S**

(45) **Date of Patent:** **** Dec. 21, 2010**

(54) **COMBINED CONTAINER AND LABEL**

(75) Inventor: **Martin Jay Marotti**, Carmel, IN (US)

(73) Assignee: **The Procter & Gamble Company**,
Cincinnati, OH (US)

(**) Term: **14 Years**

(21) Appl. No.: **29/333,042**

(22) Filed: **Mar. 2, 2009**

(51) **LOC (9) Cl.** **09-03**

(52) **U.S. Cl.** **D9/719; D20/22**

(58) **Field of Classification Search** D20/10,
D20/11, 15, 19, 22, 23, 26-30, 40, 42, 99;
40/27.5, 124.01, 124.02, 299.01, 305-313,
40/324, 359, 360, 541, 542, 584, 594, 600,
40/617, 638, 640; D6/482, 511, 584; D9/434,
D9/516, 715, 719, 550, 563, 571, 573, 574,
D9/682, 685, 687, 689, 694; D24/189; D28/4;
283/56, 71, 81; 215/381-385; 220/669-675

See application file for complete search history.

(56) **References Cited**

U.S. PATENT DOCUMENTS

D24,181 S *	4/1895	May	D20/22
D50,594 S *	4/1917	Voges	D20/40
D73,128 S *	7/1927	Harris	D20/40
D164,743 S *	10/1951	Terry	D20/30
D166,641 S *	4/1952	Terry	D20/30
D176,225 S *	11/1955	Morris	D9/529
D194,090 S *	11/1962	Mercorelli	D20/15
D202,219 S *	9/1965	Drummond et al.	D9/574
D207,350 S *	4/1967	Koenlgsberg	D9/542
D232,146 S *	7/1974	Dean	D6/584

D234,394 S *	2/1975	Russikon	D9/529
D237,946 S *	12/1975	Pardo	D9/529
D241,318 S *	9/1976	Lewman	D9/563
D339,487 S *	9/1993	Rizzi	D6/486
6,670,009 B1 *	12/2003	Voss	428/40.1
D488,647 S *	4/2004	Ford et al.	D6/489
D516,627 S *	3/2006	Collins et al.	D20/22
D527,824 S *	9/2006	Mueller et al.	D24/189
D543,384 S *	5/2007	Resterhouse et al.	D6/487
D559,107 S *	1/2008	Bates et al.	D9/516
D561,838 S *	2/2008	Beam et al.	D20/27
D580,593 S *	11/2008	Huntington	D28/4
D591,607 S *	5/2009	Marotti et al.	D9/571
2007/0020423 A1 *	1/2007	Chamandy et al.	428/40.1

* cited by examiner

Primary Examiner—Mary Ann Calabrese

(74) *Attorney, Agent, or Firm*—Emelyn L. Hiland

(57) **CLAIM**

The ornamental design for a combined container and label, as shown and described.

DESCRIPTION

FIG. 1 is a perspective view of a bottle container and label incorporating our new design;

FIG. 2 is a front elevational view thereof;

FIG. 3 is a rear elevational view thereof;

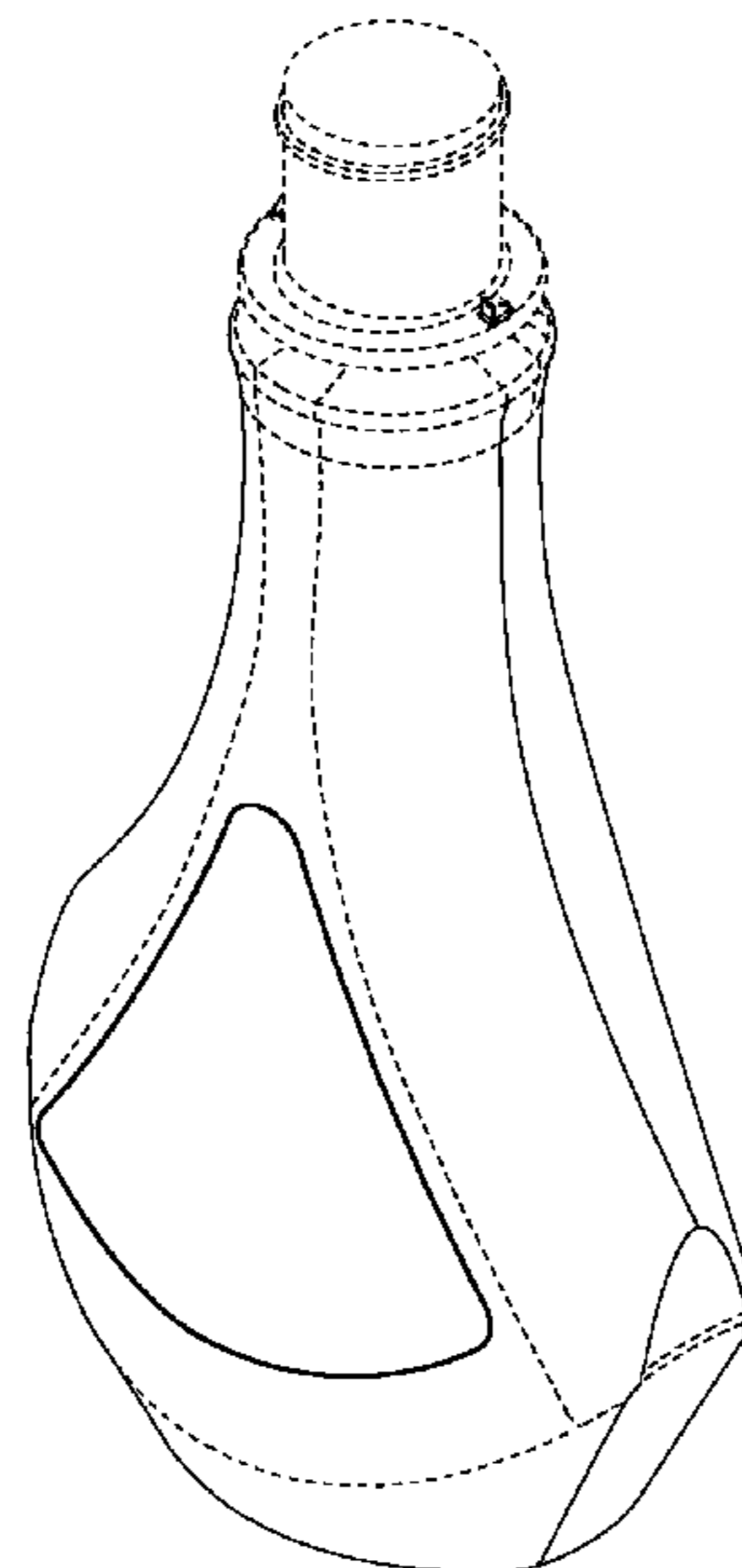
FIGS. 4 and 5 are side elevational views thereof;

FIG. 6 is a top plan view thereof; and,

FIG. 7 is a bottom view thereof.

The broken lines shown in the drawings are for illustrative purposes only and form no part of the claimed design.

1 Claim, 4 Drawing Sheets



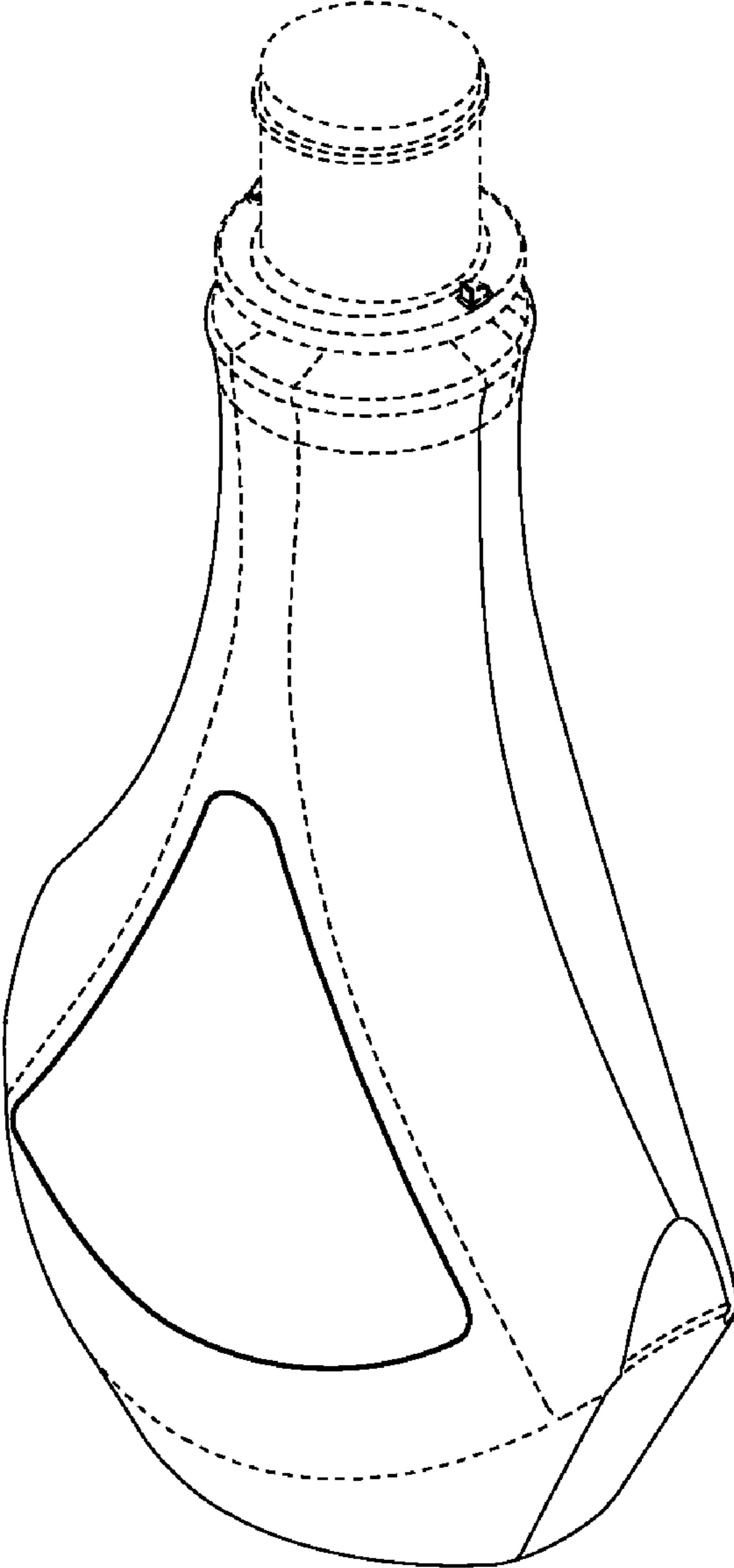


Fig. 1

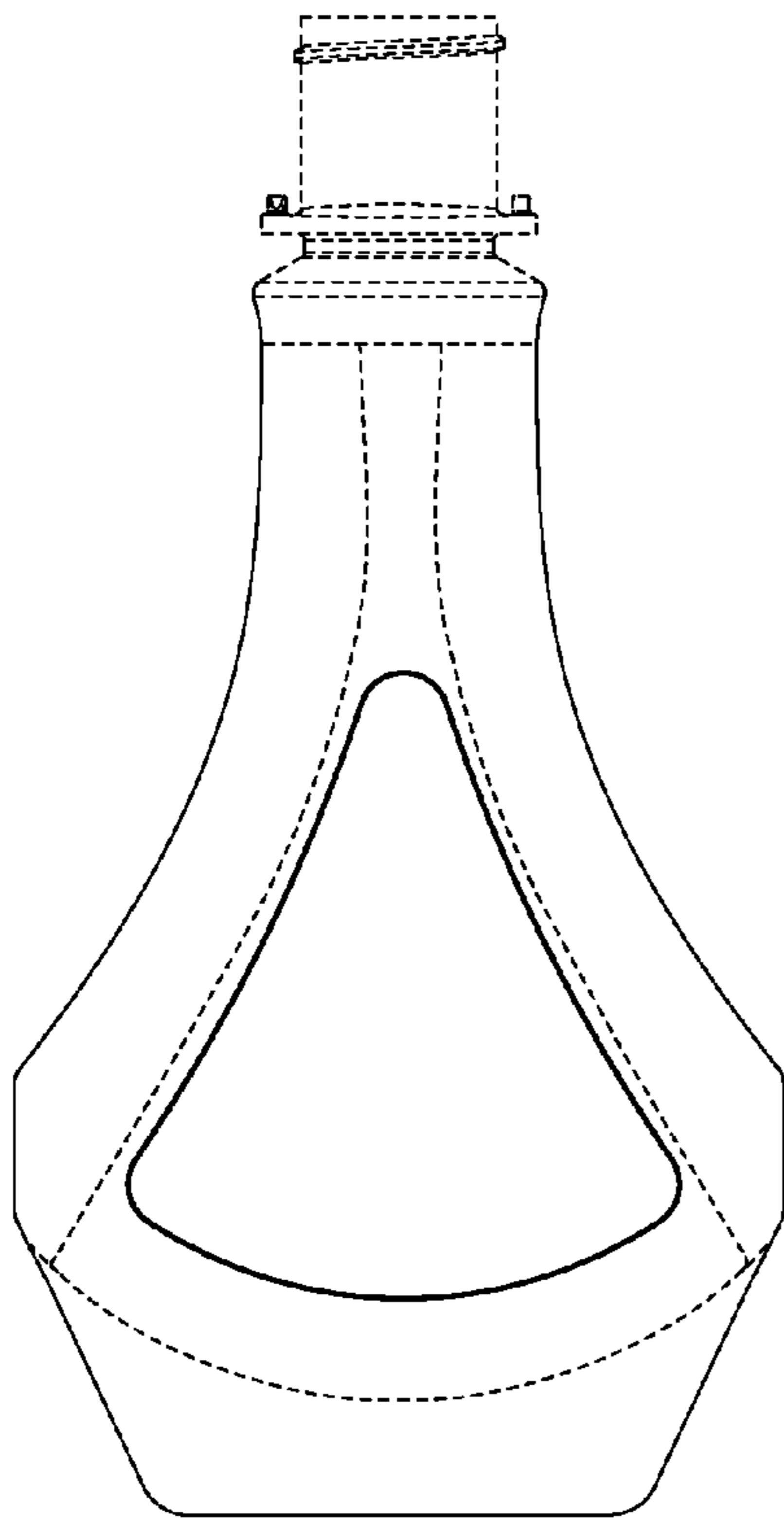


Fig. 2

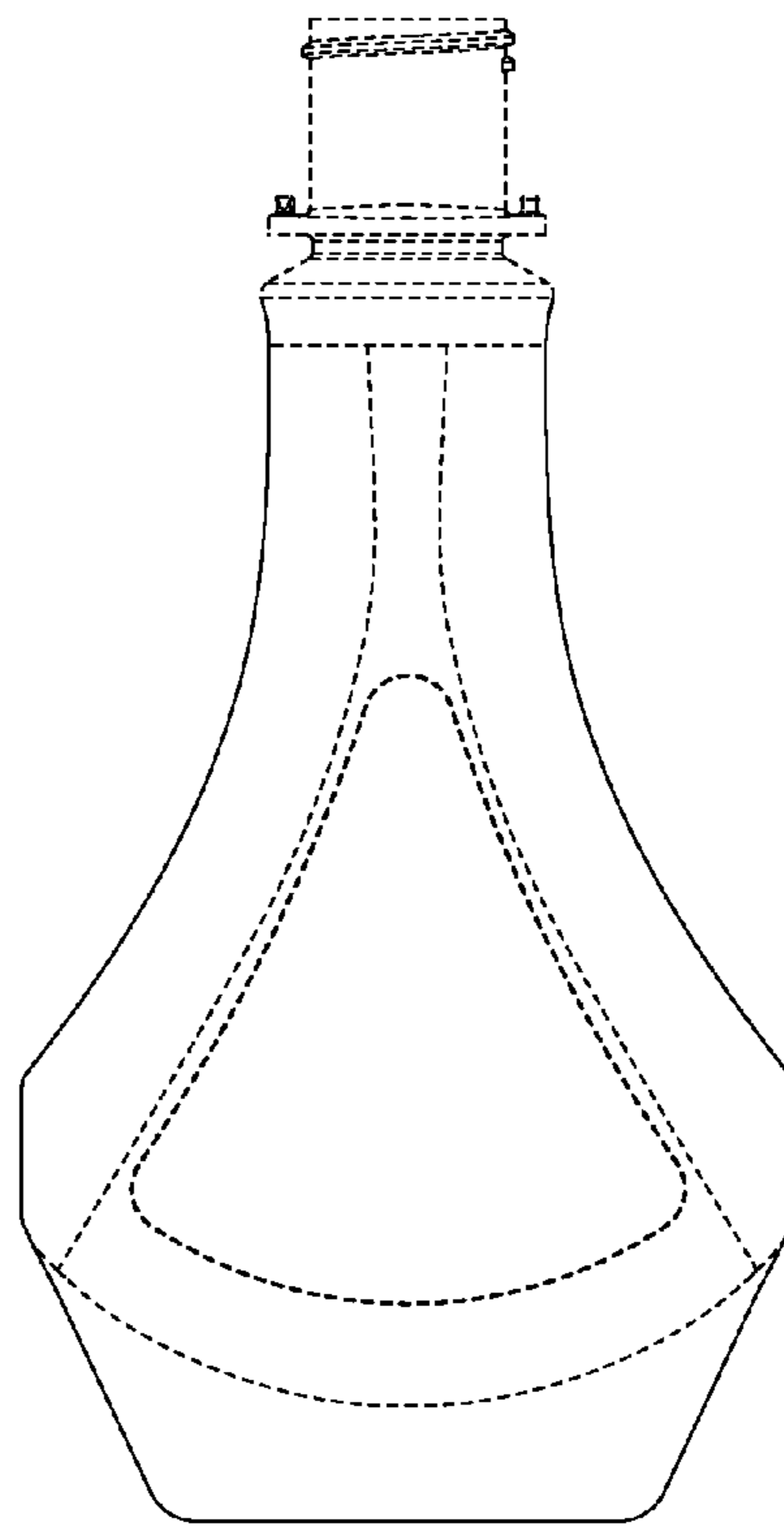


Fig. 3

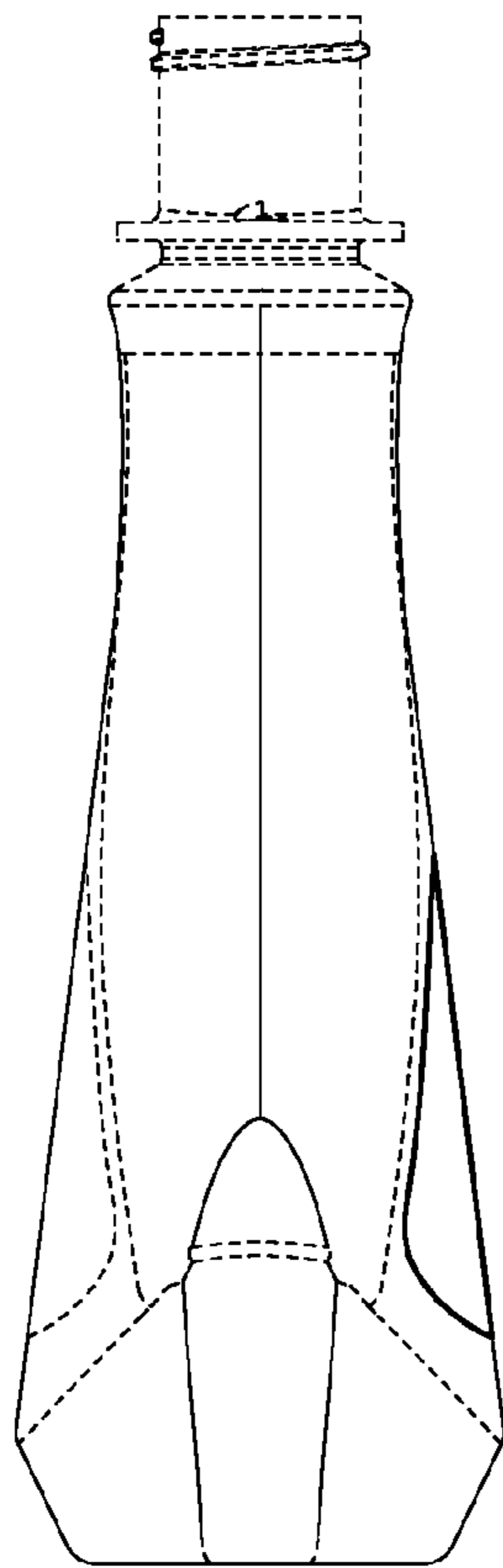


Fig. 4

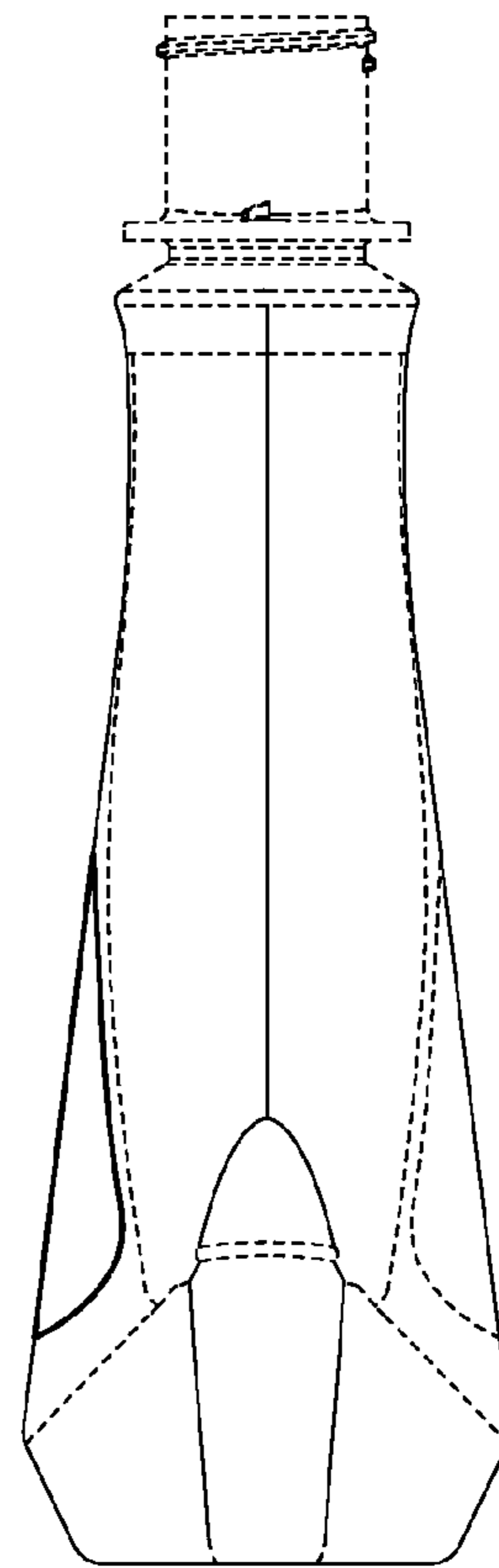


Fig. 5

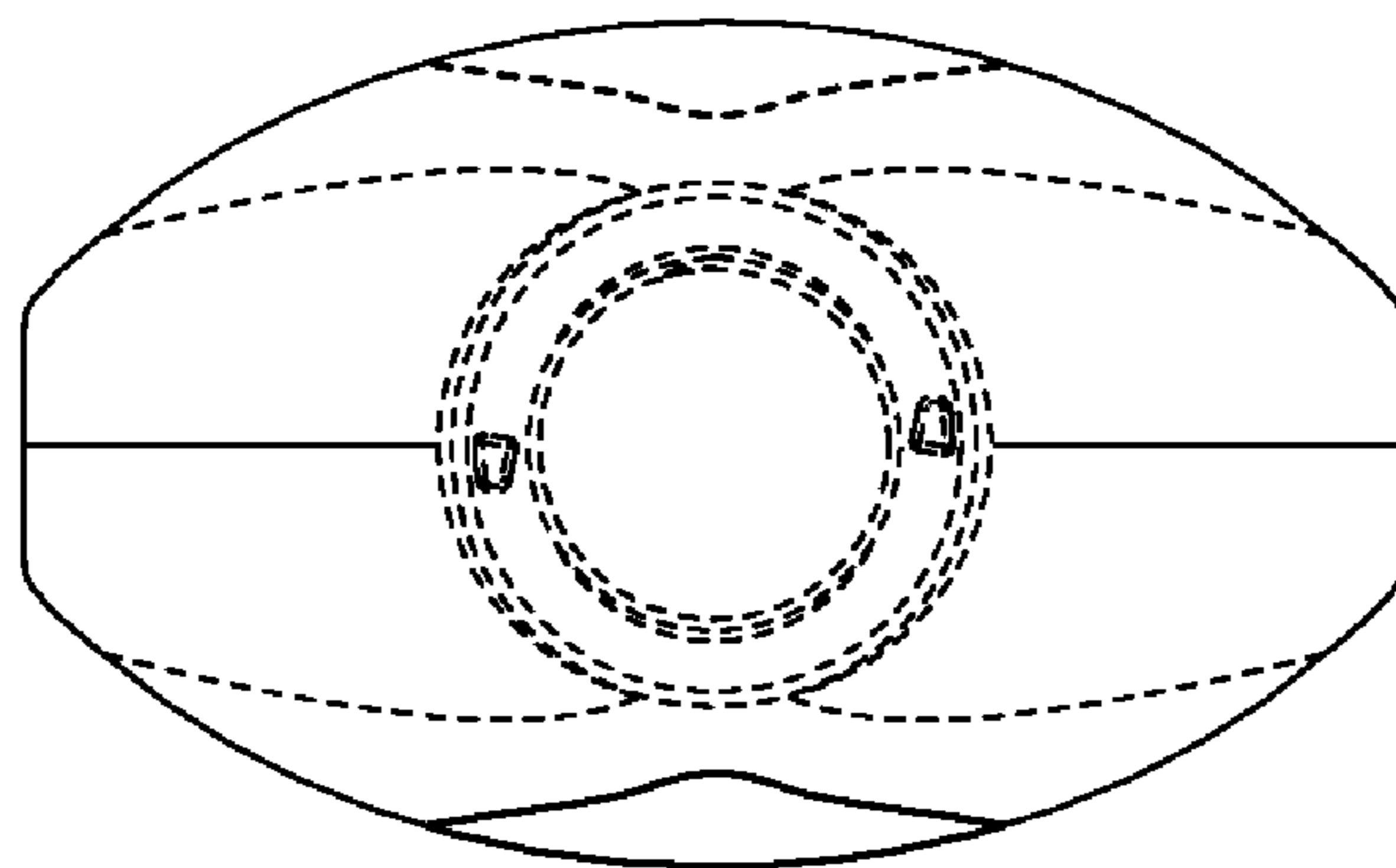


Fig. 6

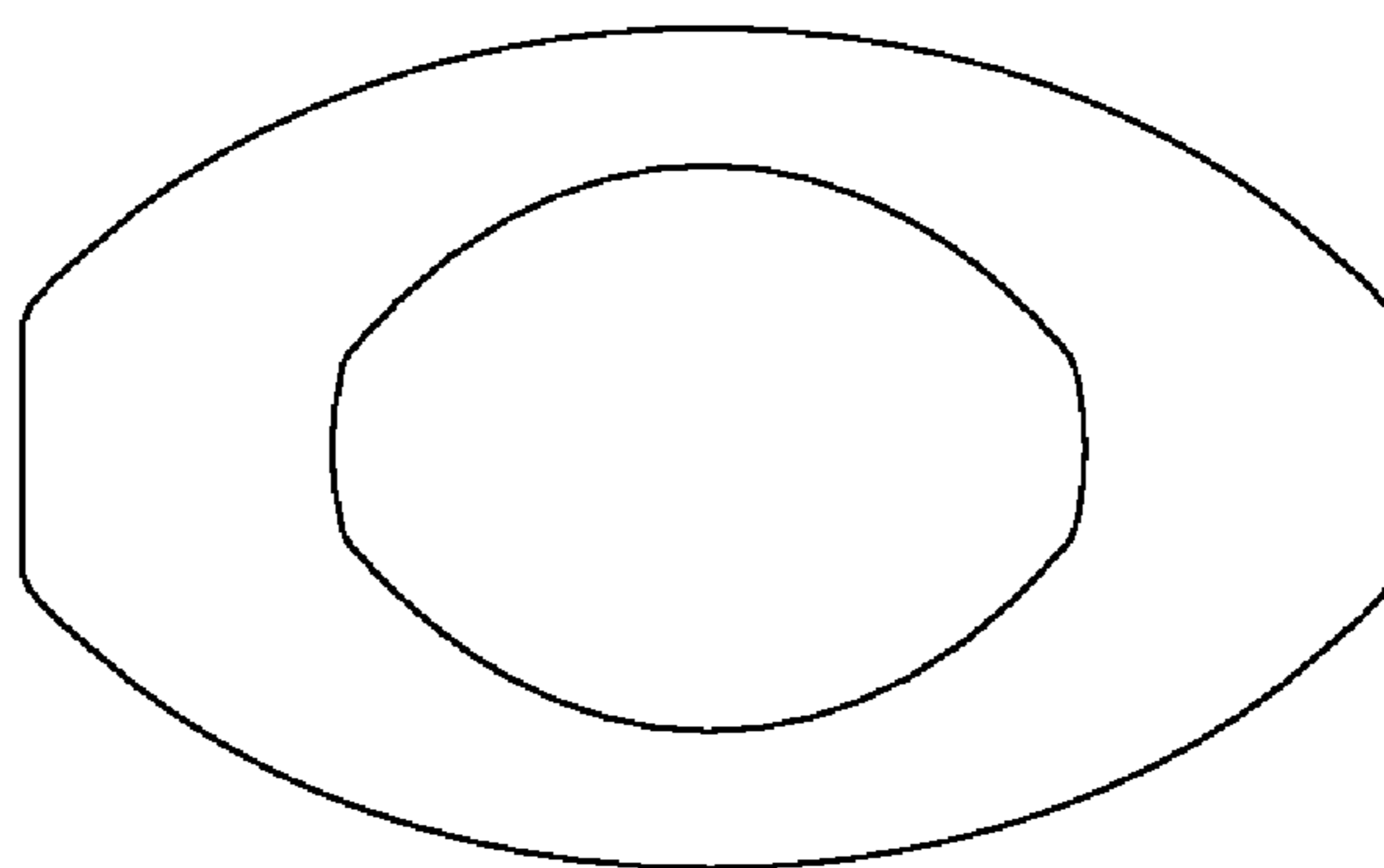


Fig. 7