

US00D629299S

(12) **United States Design Patent**
Mazurkiewicz

(10) **Patent No.:** **US D629,299 S**

(45) **Date of Patent:** **** Dec. 21, 2010**

(54) **CLOSURE**

D607,726 S * 1/2010 Wisniewski D9/449
D608,196 S * 1/2010 Beilke D9/449

(75) Inventor: **Timothy M. Mazurkiewicz**, Milwaukee, WI (US)

OTHER PUBLICATIONS

Pending (allowed) U.S. Appl. No. 29/313,954, filed Feb. 20, 2009 by John M. Wisniewski.

(73) Assignee: **Seaquist Closures L.L.C.**, Mukwonago, WI (US)

* cited by examiner

(**) Term: **14 Years**

Primary Examiner—Susan Bennett Hattan

(21) Appl. No.: **29/316,718**

(74) *Attorney, Agent, or Firm*—Wood, Phillips, Katz, Clark & Mortimer

(22) Filed: **Oct. 23, 2009**

(57) **CLAIM**

(51) **LOC (9) Cl.** **09-07**

The ornamental design for a closure, as shown and described.

(52) **U.S. Cl.** **D9/449**

DESCRIPTION

(58) **Field of Classification Search** D9/529,
D9/504, 503, 454, 453, 452, 450, 449, 447,
D9/446, 443, 435; D7/900, 396.2, 392.1;
222/556, 544, 494, 480, 472, 321.9, 212,
222/185.1; 220/837, 835, 813, 810, 375,
220/254.5; 215/305, 228, 226, 200

FIG. 1 is a front isometric view of a closure with a hinge (shown in broken lines) connecting the closure body and closure lid, and FIG. 1 shows my new design with the lid in the closed position as the lid would be initially positioned with the closure body for installation of the closure on a container (not shown) for initial purchase by a consumer;

See application file for complete search history.

FIG. 2 is a rear isometric view thereof;

(56) **References Cited**

FIG. 3 is a top plan view thereof;

U.S. PATENT DOCUMENTS

FIG. 4 is a right side elevational view thereof, the left side elevational view thereof being a mirror image;

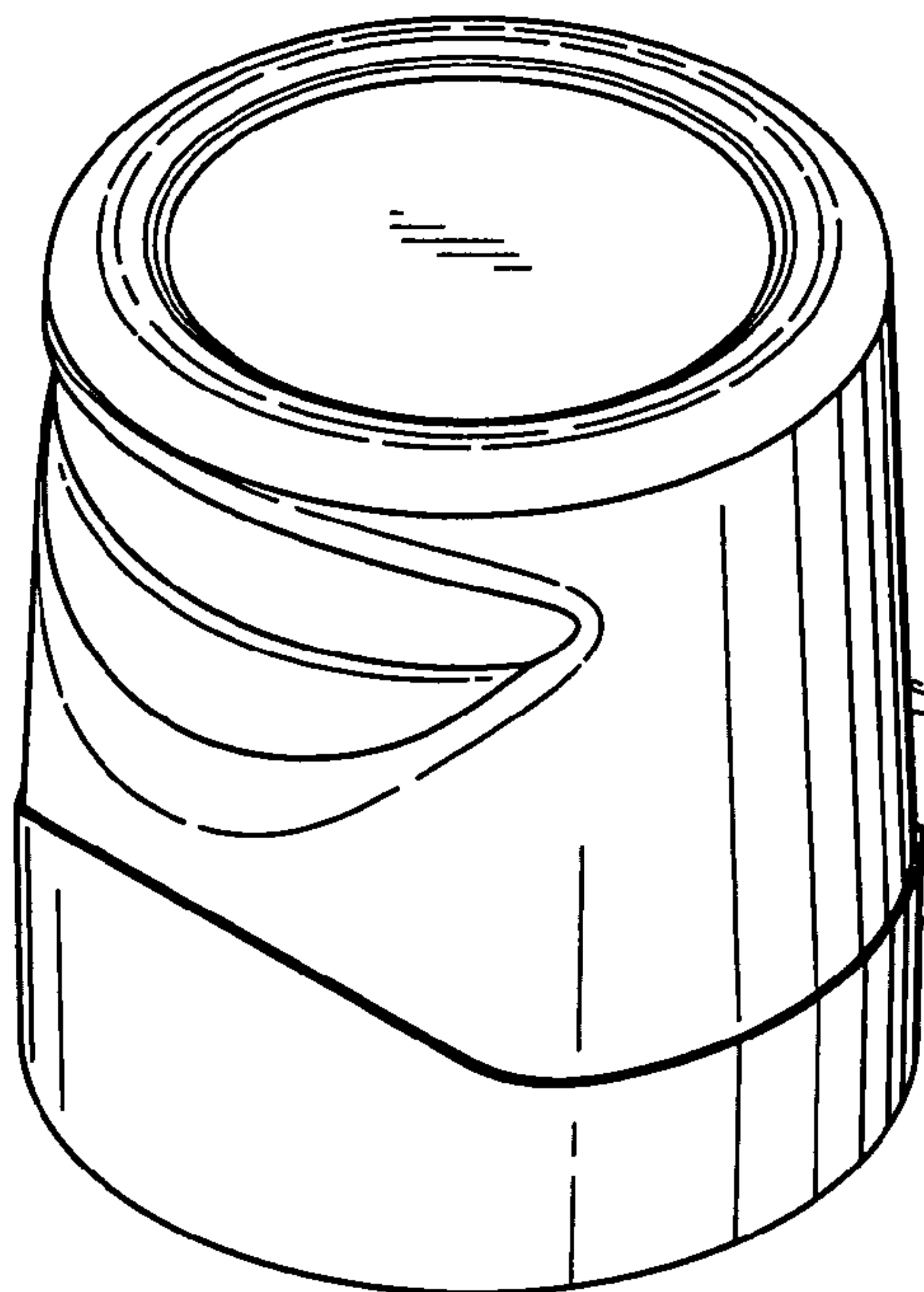
5,271,531 A	12/1993	Rohr et al.	
D398,852 S	9/1998	Gross	
5,971,232 A	10/1999	Rohr et al.	
D456,266 S *	4/2002	Cross et al.	D9/504
D471,818 S *	3/2003	Weber	D9/521
D536,974 S *	2/2007	Smith et al.	D9/449
D536,975 S *	2/2007	Smith et al.	D9/449
D582,772 S *	12/2008	Bakic	D9/449
D594,747 S *	6/2009	Moretti	D9/449
7,543,724 B2	6/2009	Brunner et al.	

FIG. 5 is a front elevational view thereof; and,

FIG. 6 is a rear elevational view thereof.

The hinge is illustrated in broken lines for the purposes of full disclosure in respect of one form that the hinge could have, but the hinge forms no part of the claimed ornamental design, and the broken lines represent unclaimed subject matter.

1 Claim, 3 Drawing Sheets



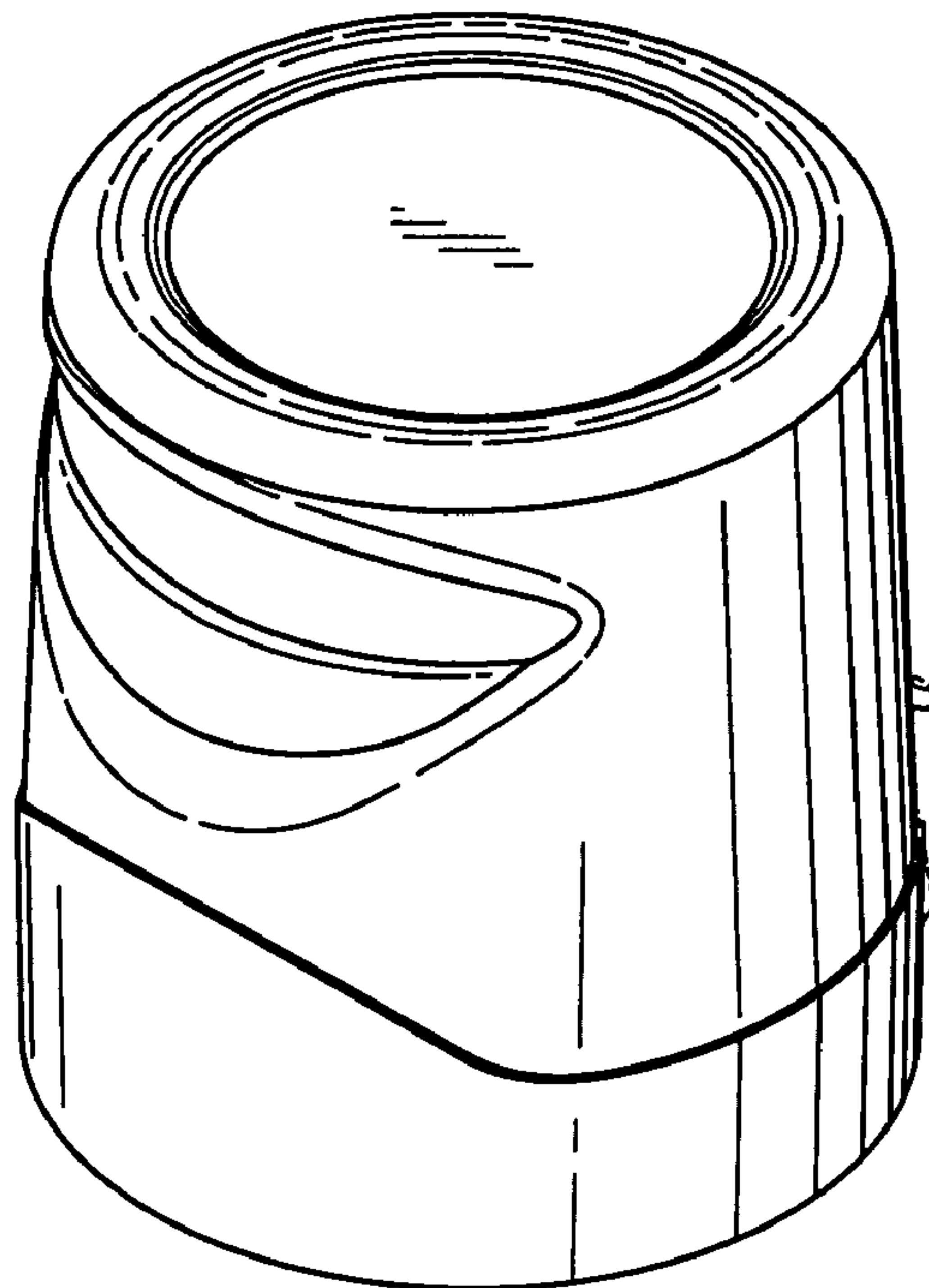


FIG. 1

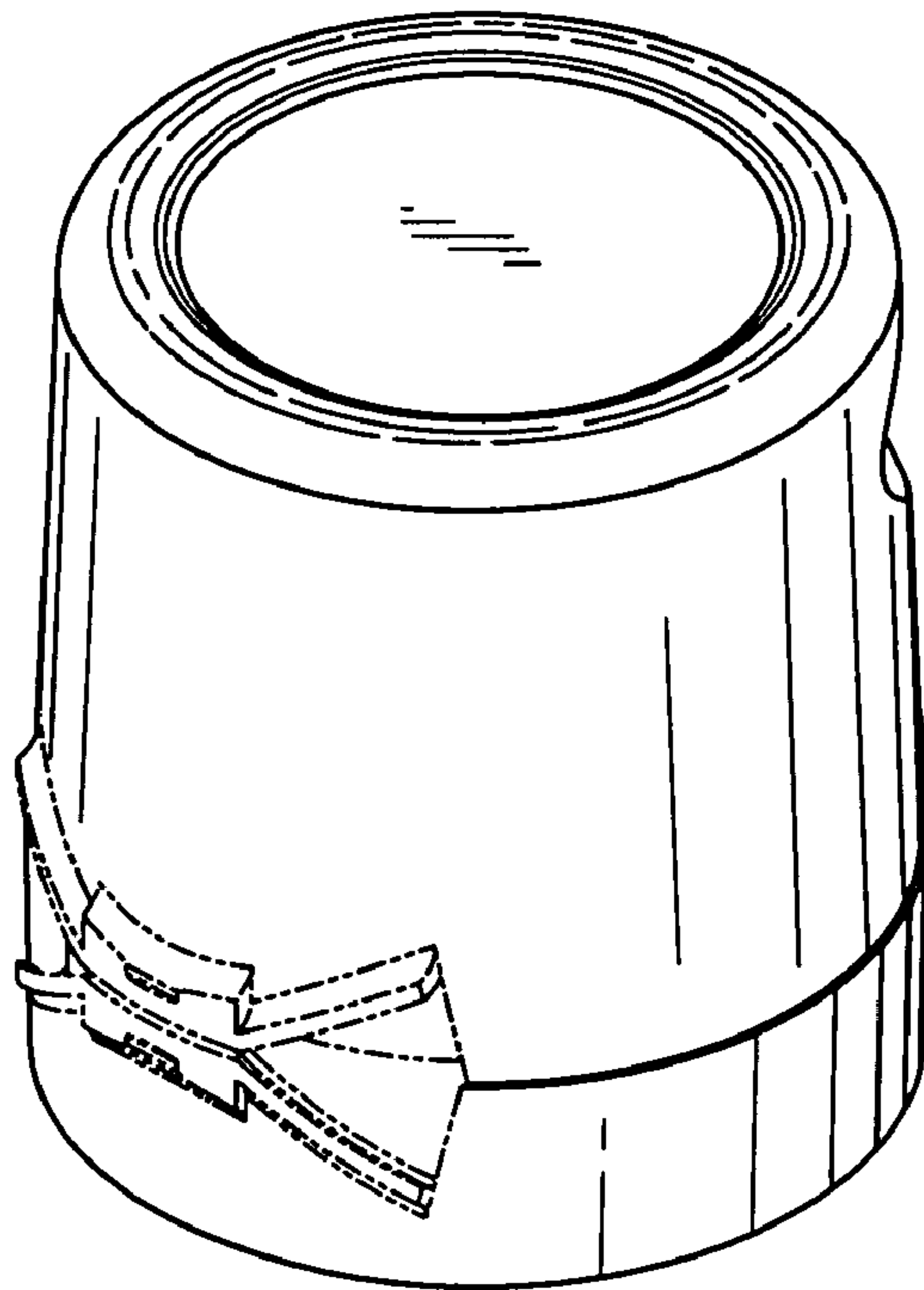


FIG. 2

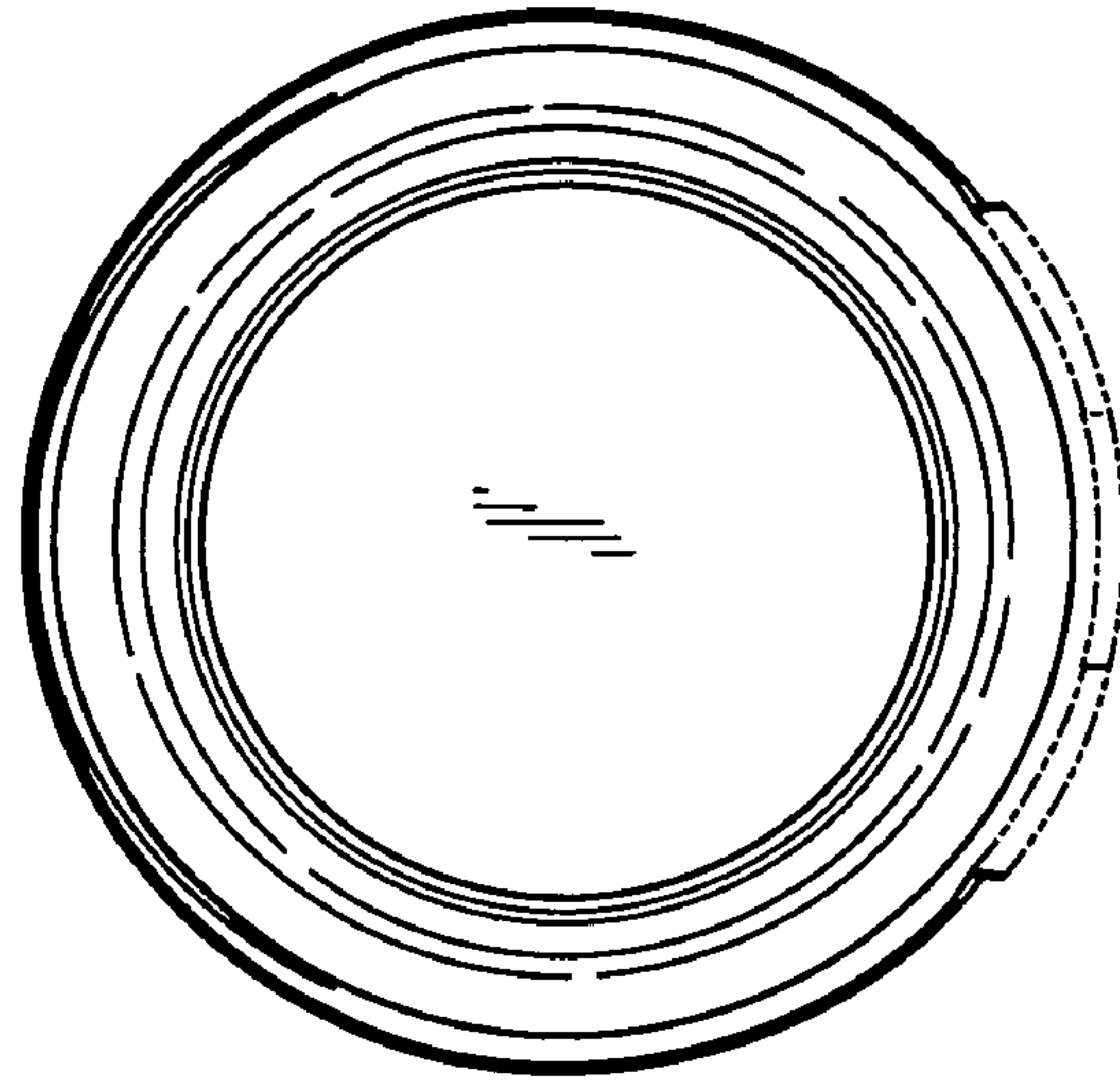


FIG. 3




FIG. 4

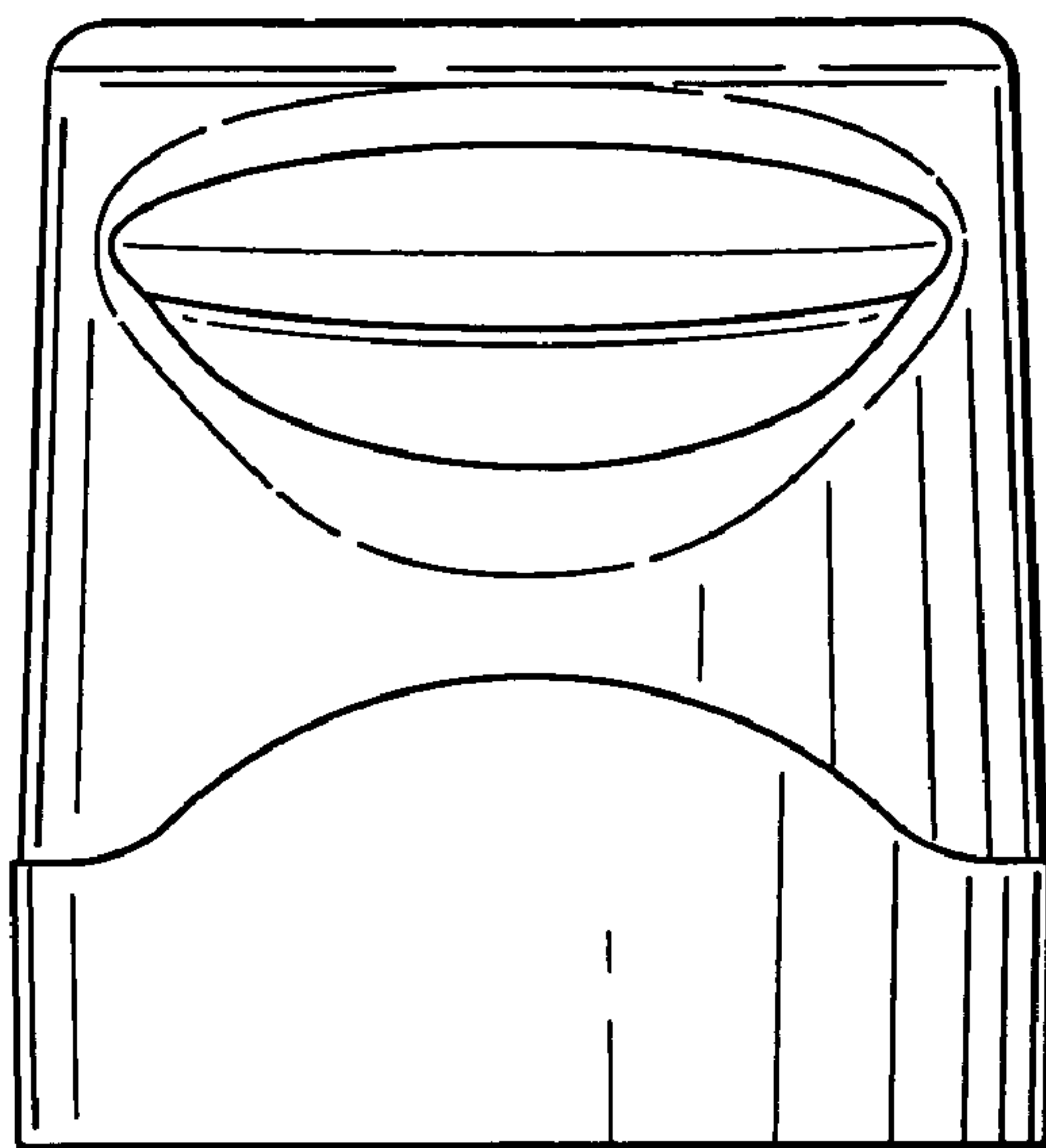


FIG. 5

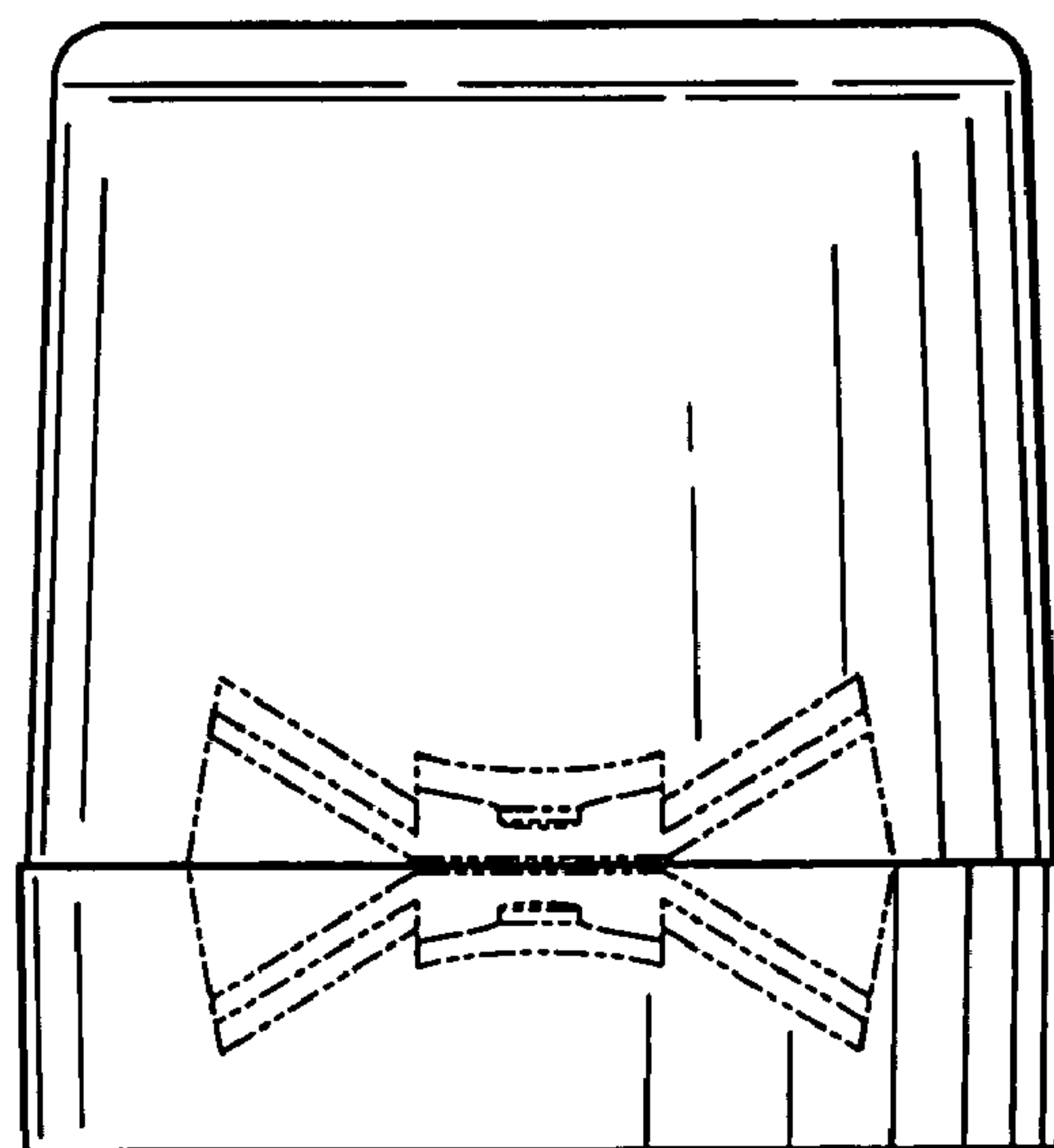


FIG. 6