



US00D629294S

(12) **United States Design Patent**
Chinnis

(10) **Patent No.:** **US D629,294 S**

(45) **Date of Patent:** **** Dec. 21, 2010**

(54) **CARTON**

FOREIGN PATENT DOCUMENTS

(75) Inventor: **Seth Hamilton Chinnis**, Asheville, NC
(US)

WO DM-055029 * 12/2000

(Continued)

(73) Assignee: **Evergreen Packaging, Inc.**, Memphis,
TN (US)

Primary Examiner—Robert M Spear

Assistant Examiner—Karen Acker

(74) *Attorney, Agent, or Firm*—J. Bennett Mullinax, LLC

(**) Term: **14 Years**

(57) **CLAIM**

(21) Appl. No.: **29/338,699**

The ornamental design for the carton, as shown and described.

(22) Filed: **Jun. 17, 2009**

(51) **LOC (9) Cl.** **09-03**

(52) **U.S. Cl.** **D9/431**

(58) **Field of Classification Search** D9/430–433,
D9/414, 418, 420–424; D3/272; 206/267,
206/269, 270, 273, 299, 737, 740, 822; 229/100,
229/101, 101.3, 106, 108–112, 114–117,
229/117.05–117.09, 117.24–117.26, 221,
229/222, 227, 902, 939, 941, 942

See application file for complete search history.

DESCRIPTION

FIG. 1 is a front perspective view of the carton according to the present invention.

FIG. 2 is a rear perspective view of the carton as shown in FIG. 1.

FIG. 3 is a front elevation view of the carton as shown in FIG. 1.

FIG. 4 is a rear elevation view of the carton as shown in FIG. 1.

FIG. 5 is a left side elevation view of the carton as shown in FIG. 1.

FIG. 6 is a right side elevation view of the carton as shown in FIG. 1.

FIG. 7 is a top plan view of the carton as shown in FIG. 1; and, FIG. 8 is a bottom plan view of the carton as shown in FIG. 1.

The feature shown in broken lines in FIGS. 1, 2, 3, 5, 6 and 7 illustrating a pour spout and the feature shown in broken lines in FIGS. 8 depicting a seam line, represent portions of the carton that form no part of the claimed design.

The edges of the carton shown in solid lines and the area surrounded by solid line edges define the claimed design. All broken lines and the area within the curved broken lines in FIGS. 1, 2, 3 and 6 represent unclaimed environmental subject matter.

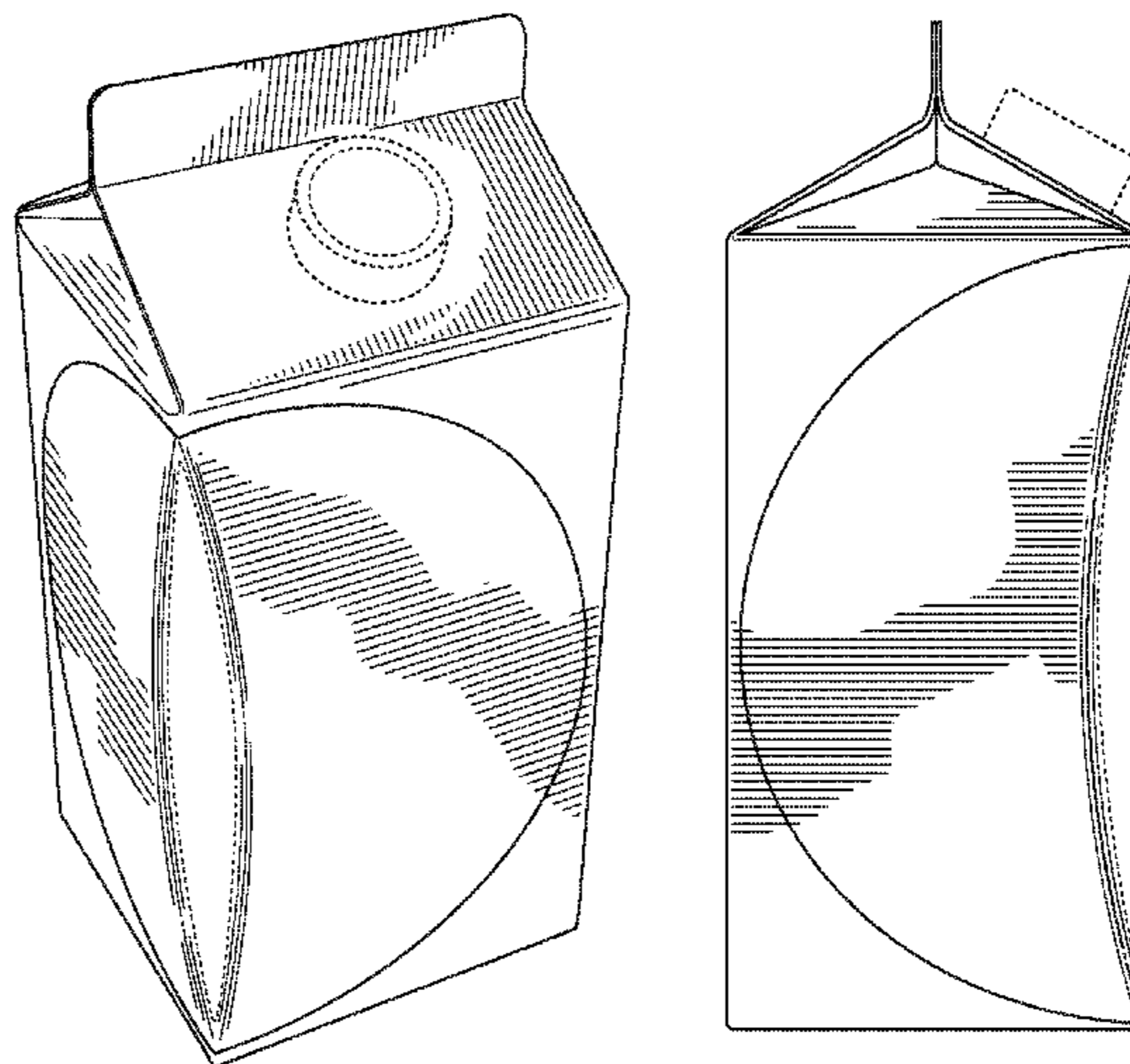
(56) **References Cited**

U.S. PATENT DOCUMENTS

D55,844 S *	7/1920	Clancy	D11/95
2,067,998 A *	1/1937	Williamson	229/116.1
D104,202 S *	4/1937	Spencer	D20/40
3,120,335 A *	2/1964	Egleston et al.	229/117
3,390,827 A *	7/1968	Malby et al.	229/116.1
4,871,080 A *	10/1989	Bennett	220/62
5,000,375 A *	3/1991	Farber et al.	229/117.12
5,516,000 A *	5/1996	Freiburger et al.	221/48
D377,144 S *	1/1997	Sawa	D9/432
D389,055 S	1/1998	Seo et al.		
D391,847 S	3/1998	Seo et al.		
D394,385 S *	5/1998	Laughlin	D9/431
D468,638 S *	1/2003	Nogami et al.	D9/430
D513,177 S *	12/2005	Tachikawa et al.	D9/432

(Continued)

1 Claim, 8 Drawing Sheets



US D629,294 S

Page 2

U.S. PATENT DOCUMENTS

D521,376 S * 5/2006 Mosto D9/430
D533,460 S * 12/2006 Terrasi D9/600
D562,129 S * 2/2008 Kortsmid et al. D9/430
D589,791 S * 4/2009 Kalberer D9/432
7,523,853 B2 * 4/2009 Kortsmid et al. 229/108
D596,027 S 7/2009 Kalberer
D597,833 S * 8/2009 Ames et al. D9/432
D602,772 S * 10/2009 Suzuki et al. D9/434
D609,088 S * 2/2010 Kvam D9/431

2002/0088730 A1* 7/2002 Galomb 206/459.5
2004/0169066 A1 9/2004 Palm
2006/0144912 A1 7/2006 Franic
2006/0278688 A1* 12/2006 Learn 229/116.1
2008/0223912 A1* 9/2008 Ayats Ardite et al. 229/141
2008/0277460 A1* 11/2008 Mohn et al. 229/108

FOREIGN PATENT DOCUMENTS

WO DM-064703 * 7/2003

* cited by examiner

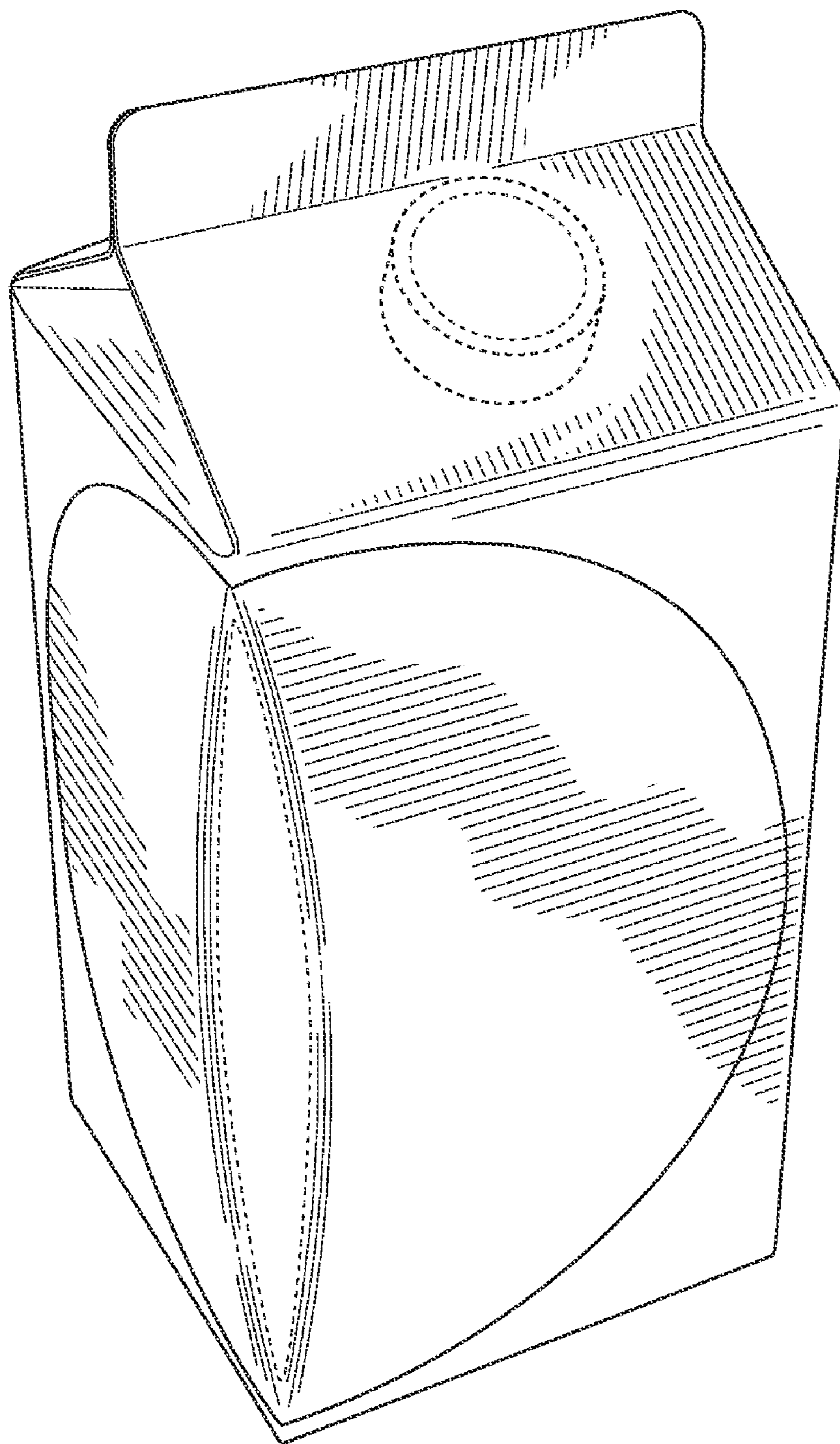


FIG. 1

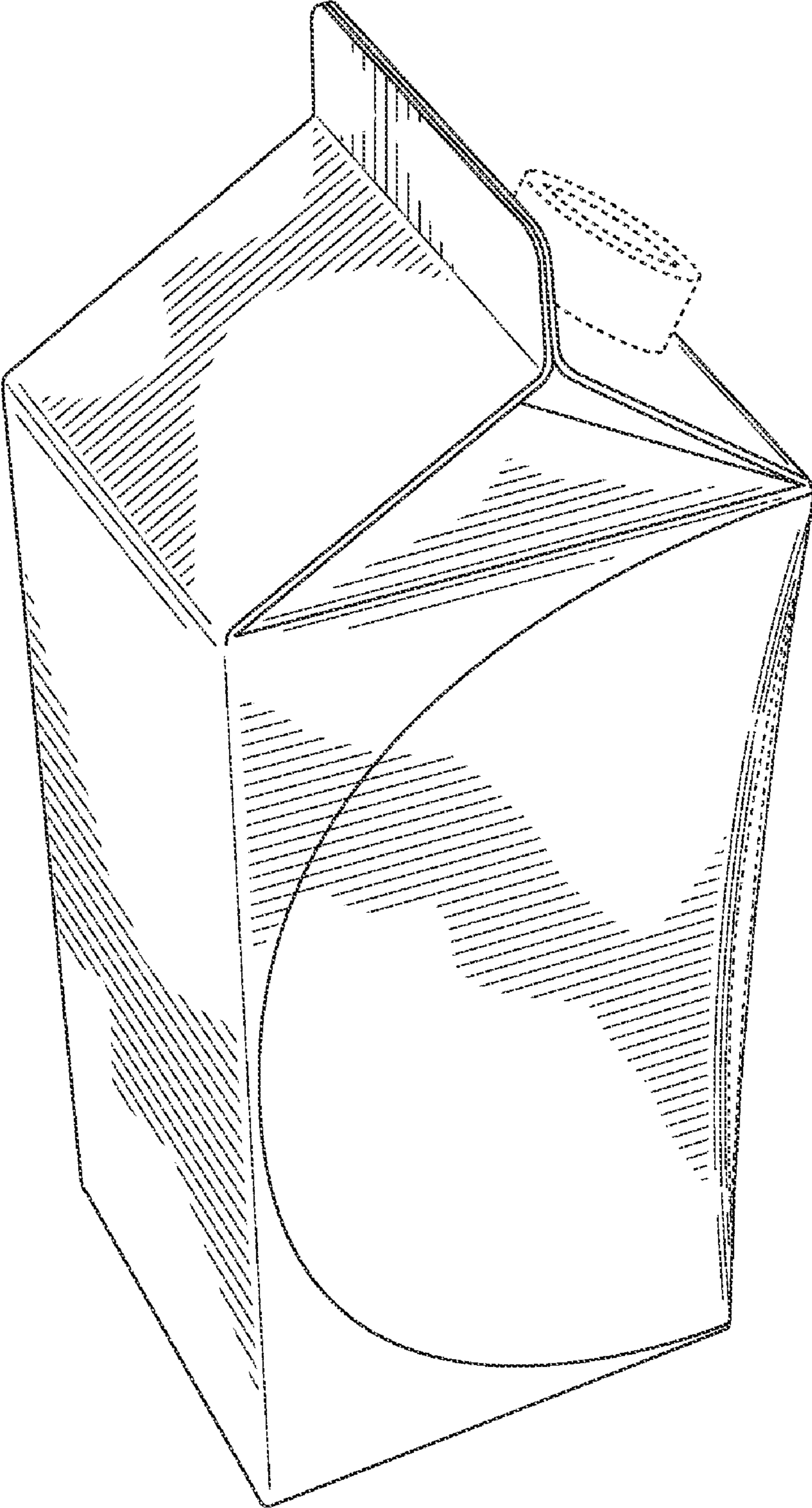


FIG. 2

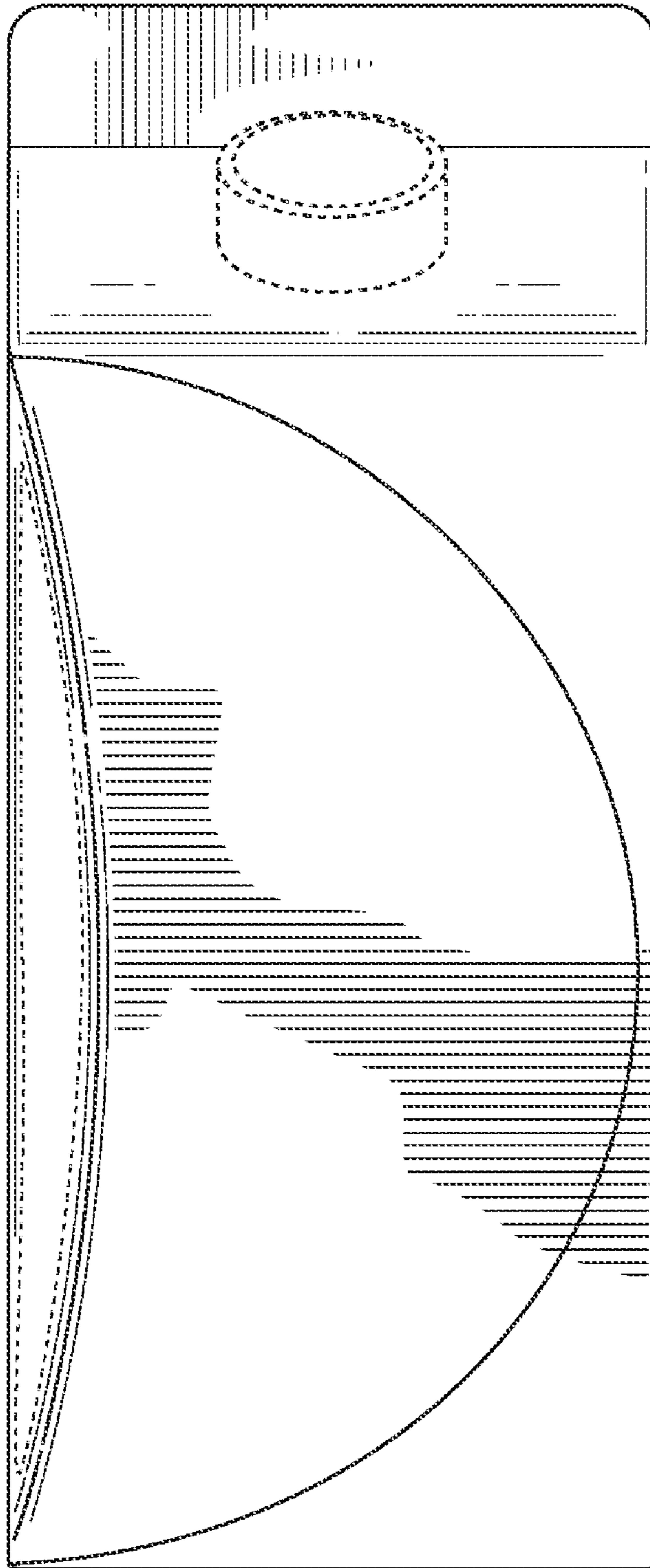


FIG. 3

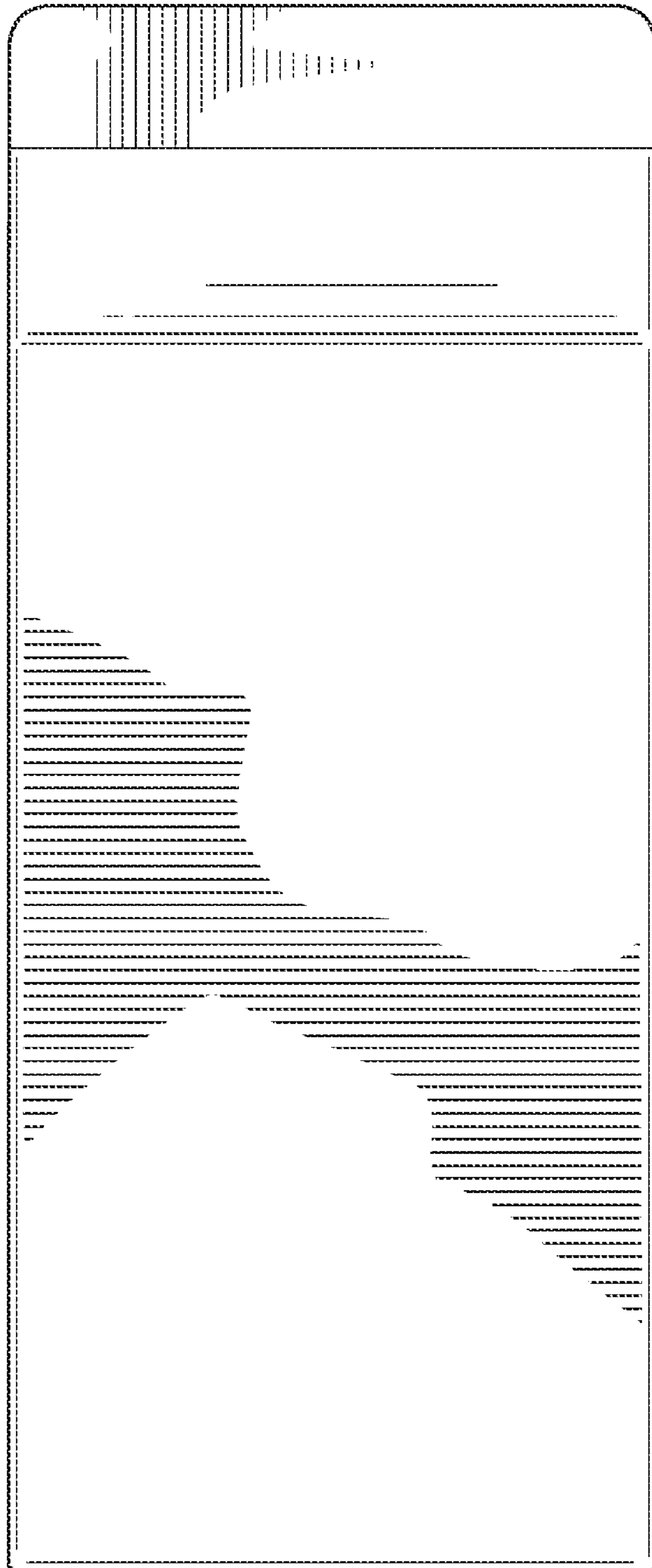


FIG. 4

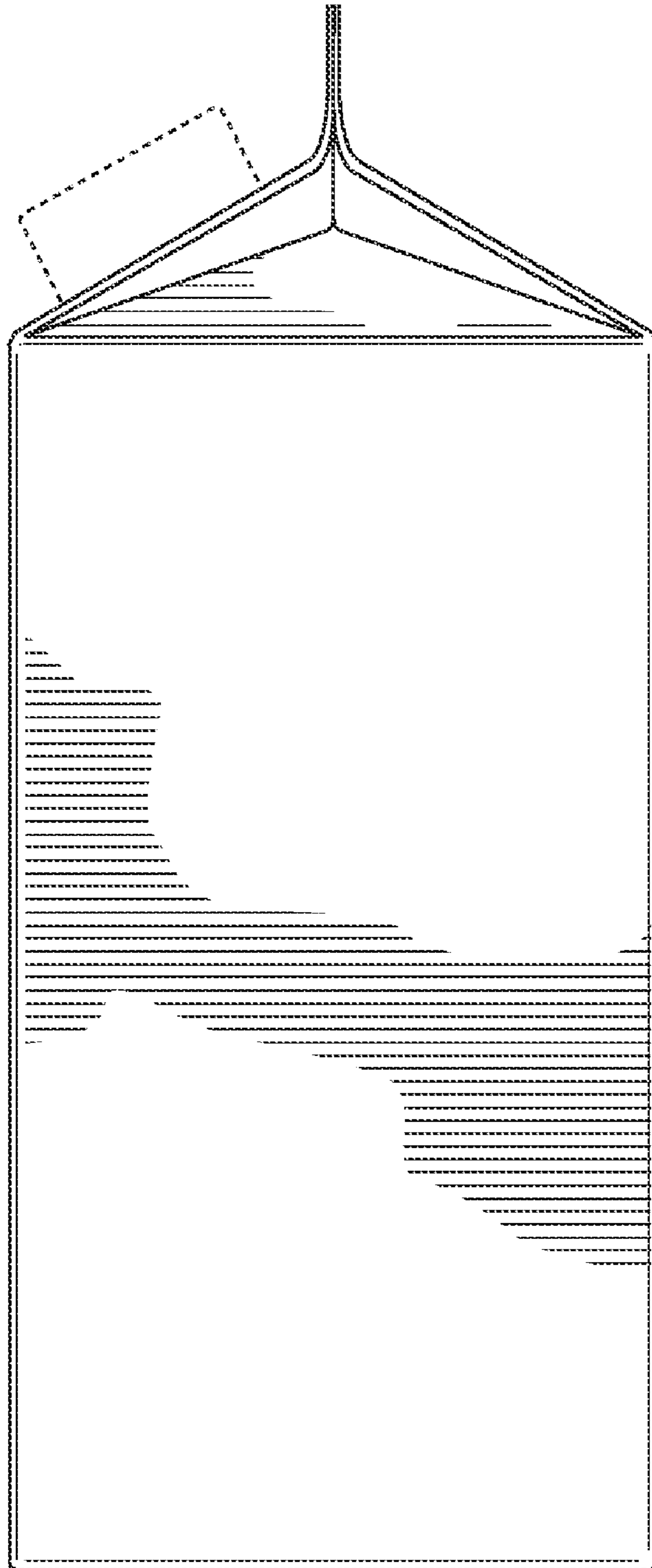


FIG. 5

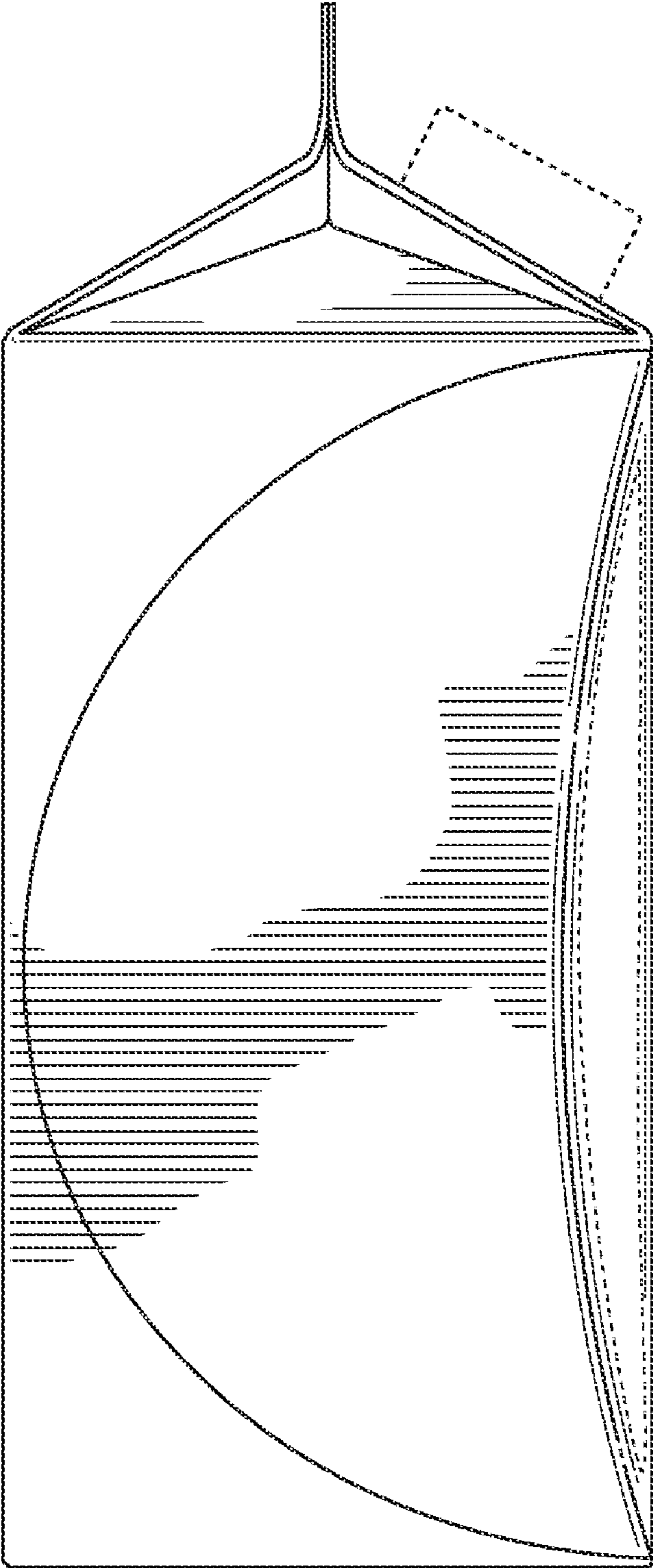


FIG. 6

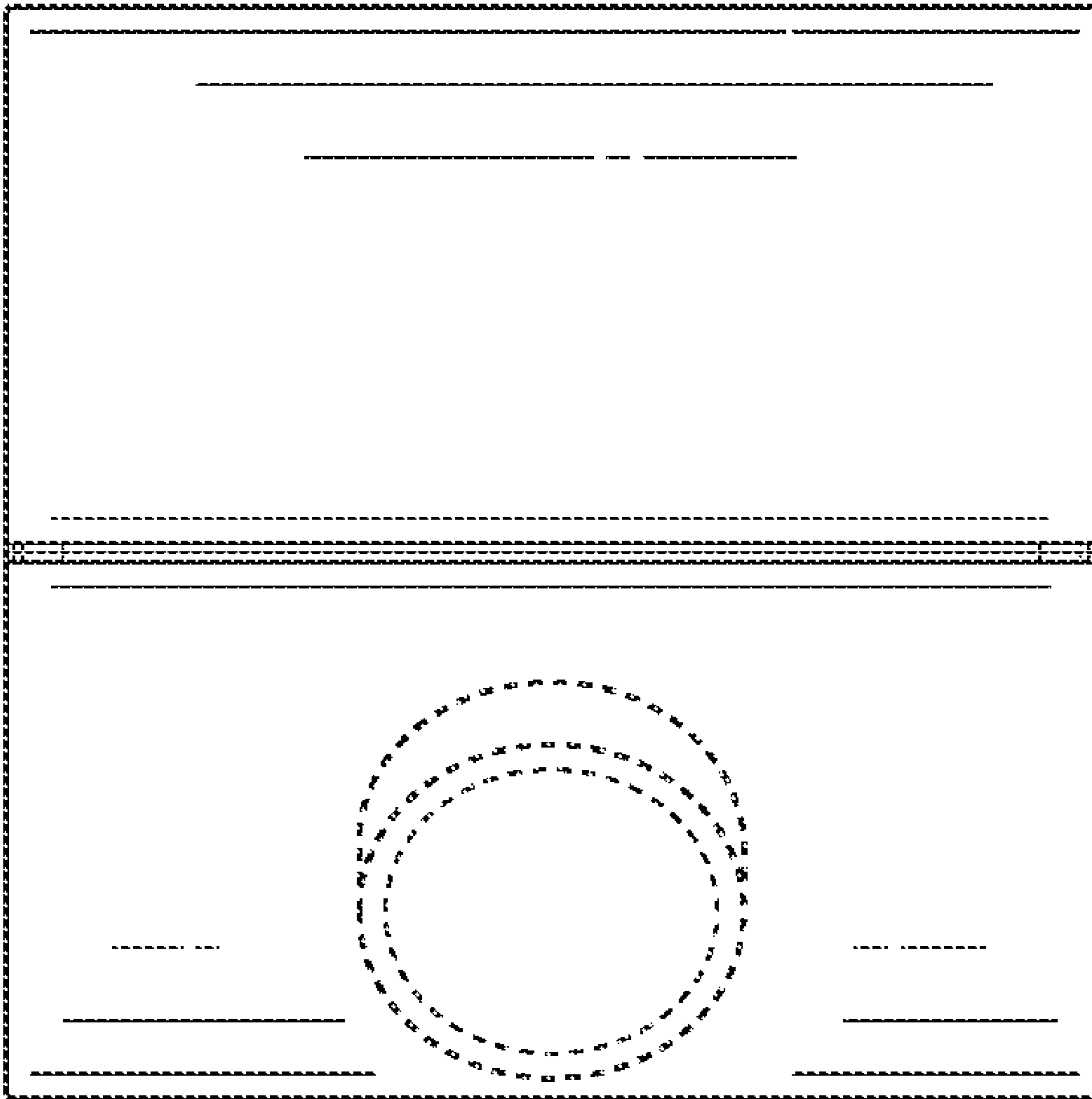


FIG. 7

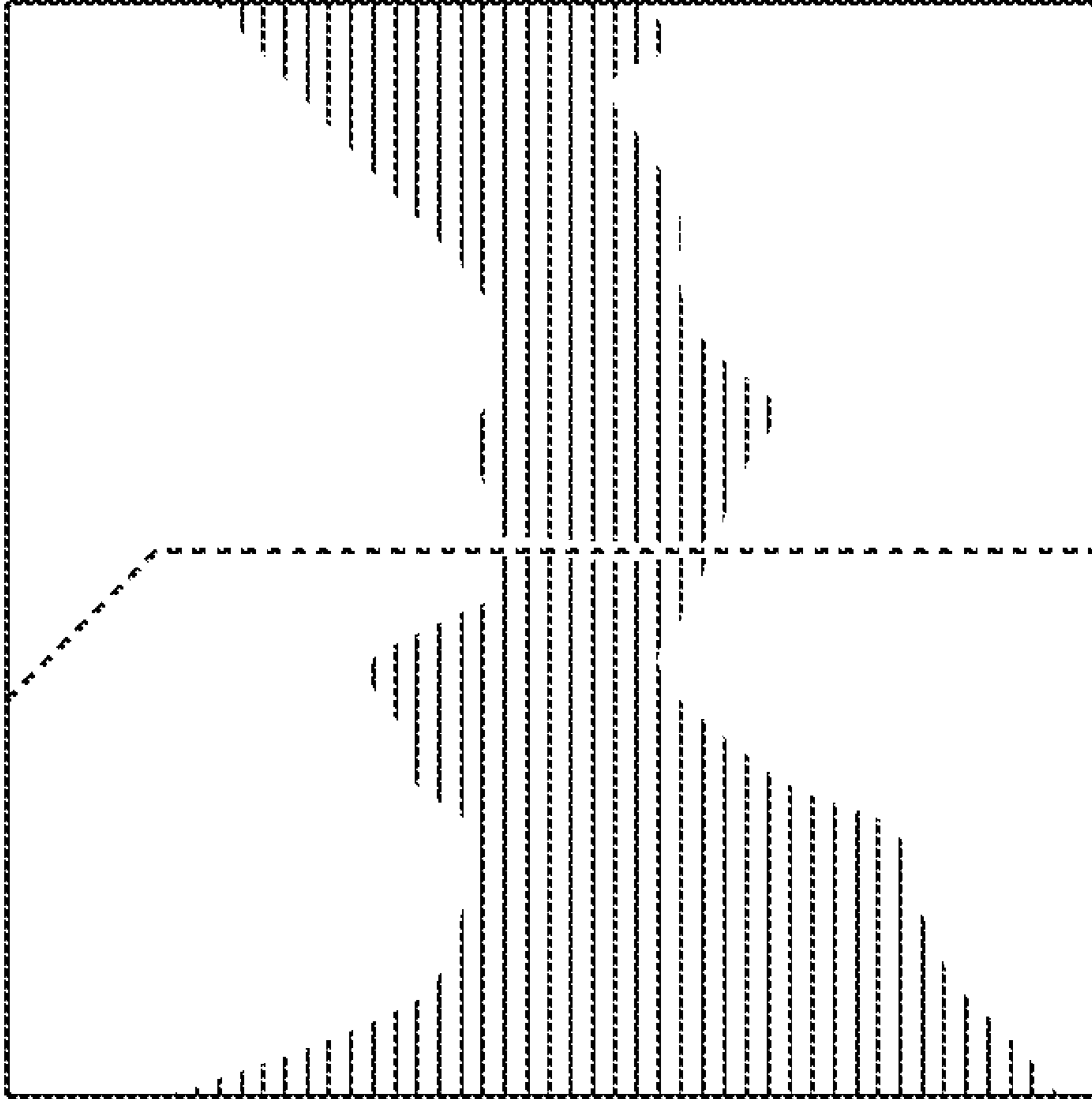


FIG. 8