



US00D629291S

(12) **United States Design Patent**  
**Veilleux**

(10) **Patent No.:** **US D629,291 S**

(45) **Date of Patent:** **\*\* Dec. 21, 2010**

(54) **HOOK**

D546,147 S \* 7/2007 Cullen ..... D8/16  
D587,470 S \* 3/2009 Croisdale et al. .... D6/317

(75) Inventor: **David Veilleux**, Stillwater, MN (US)

\* cited by examiner

(73) Assignee: **152310 Canada**, Brossard (CA)

*Primary Examiner*—Holly H Baynham

(\*\*) Term: **14 Years**

(74) *Attorney, Agent, or Firm*—Italia IP; James A. Italia

(21) Appl. No.: **29/356,951**

(57) **CLAIM**

(22) Filed: **Mar. 4, 2010**

The ornamental design for a hook, as shown and described.

(51) **LOC (9) Cl.** ..... **08-05**

**DESCRIPTION**

(52) **U.S. Cl.** ..... **D8/370**

(58) **Field of Classification Search** ..... D8/367,  
D8/373, 370; 248/301–304

FIG. 1 is a perspective view of a hook, showing my new design;

See application file for complete search history.

FIG. 2 is a front elevational view of the invention;

FIG. 3 is a rear elevational view of the invention;

(56) **References Cited**

U.S. PATENT DOCUMENTS

1,172,937	A	*	2/1916	Butcher	.....	211/113
D235,125	S	*	5/1975	Schlachter	.....	D8/370
4,714,221	A	*	12/1987	Cawrey	.....	248/220.42
D343,113	S	*	1/1994	Brooks	.....	D8/370
D357,402	S	*	4/1995	Roethler	.....	D8/370
D378,050	S	*	2/1997	Richeson	.....	D8/367
D422,888	S	*	4/2000	Outten	.....	D8/367
D455,947	S	*	4/2002	Goodman et al.	.....	D8/367
D458,116	S	*	6/2002	Roethler	.....	D8/367
6,659,414	B1	*	12/2003	Guilmette	.....	248/303
D524,636	S	*	7/2006	Burnett	.....	D8/370

FIG. 4 is a left-side elevational view of the invention;

FIG. 5 is a right-side elevational view of the invention;

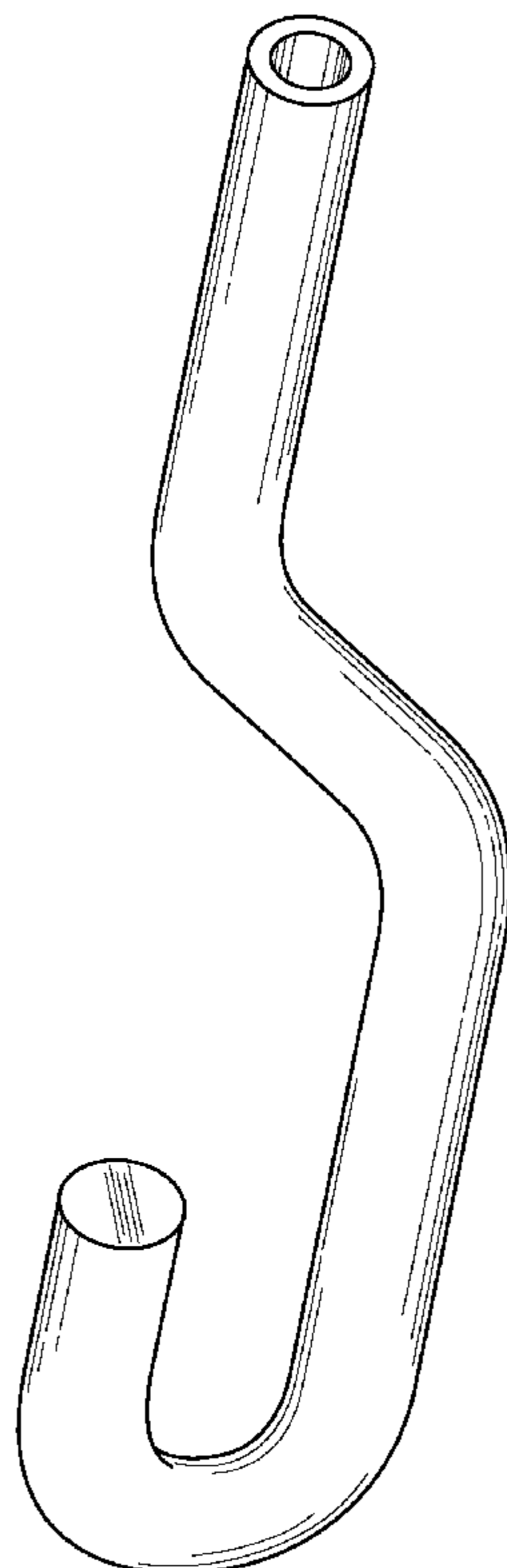
FIG. 6 is a top plan view of the invention;

FIG. 7 is a bottom plan view of the invention; and,

FIG. 8 is a perspective view of the invention, shown in its environment.

The broken line showing of a partial rope is included for the purpose of illustrating environment and forms no part of the claimed design.

**1 Claim, 4 Drawing Sheets**



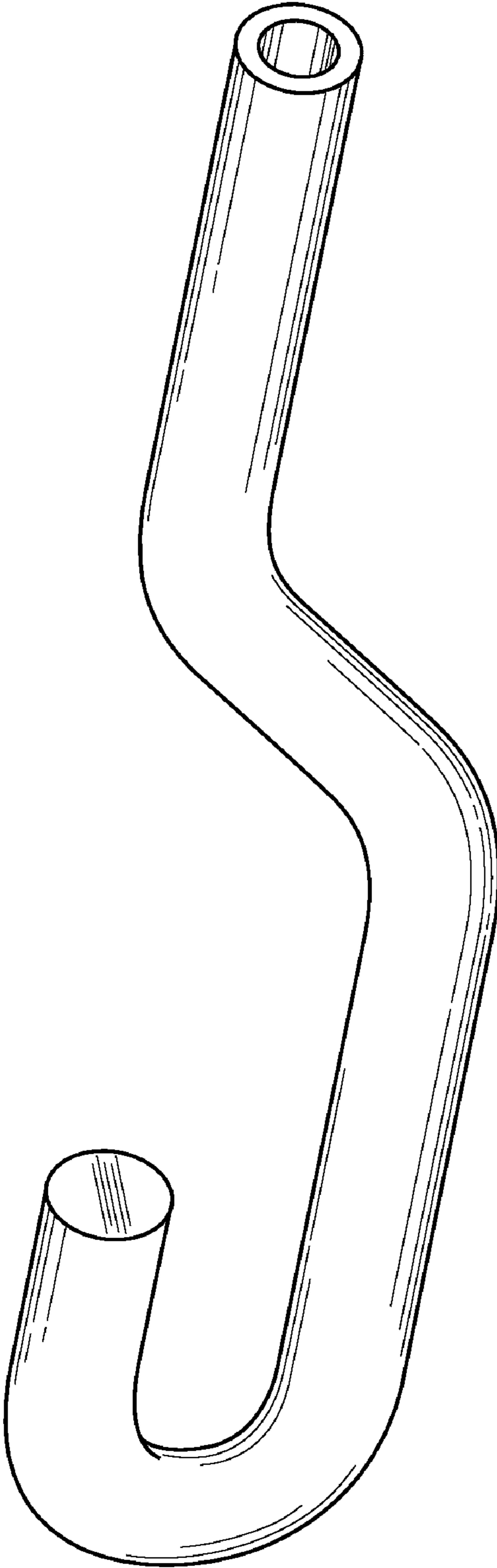


FIG. 1

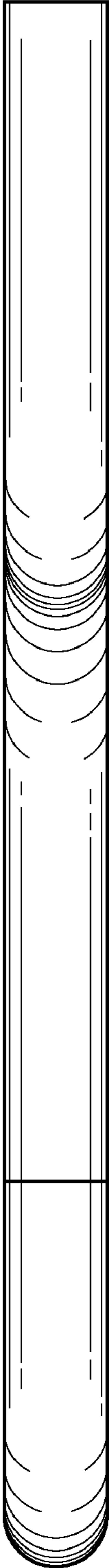


FIG. 2

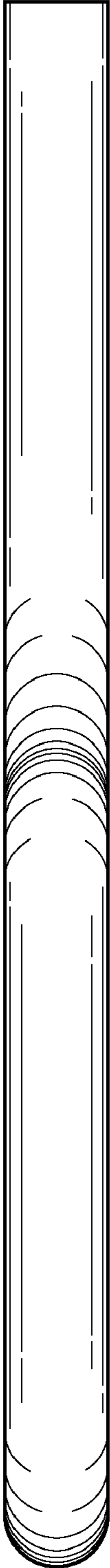


FIG. 3

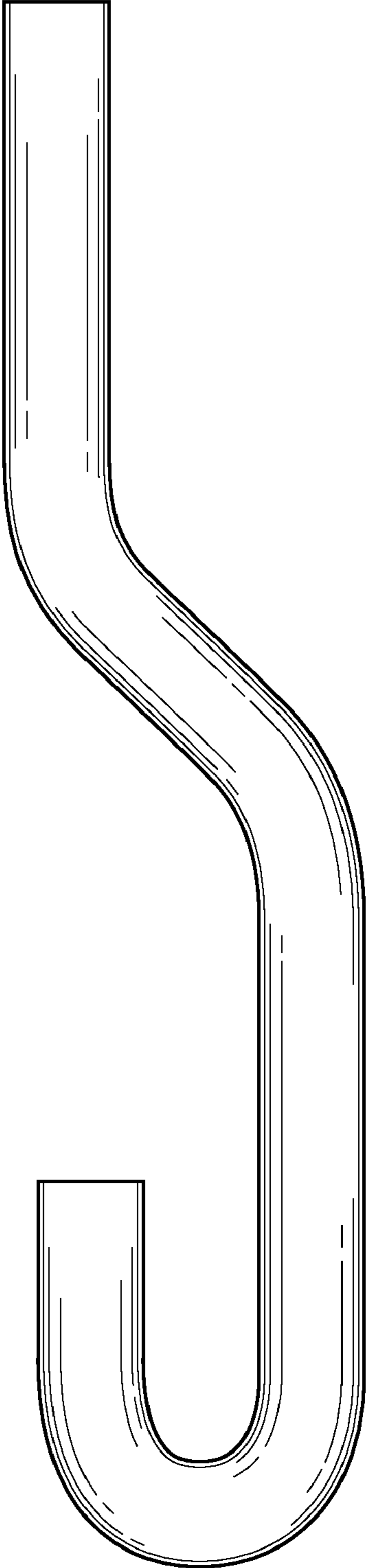


FIG. 4




FIG. 5



FIG. 6

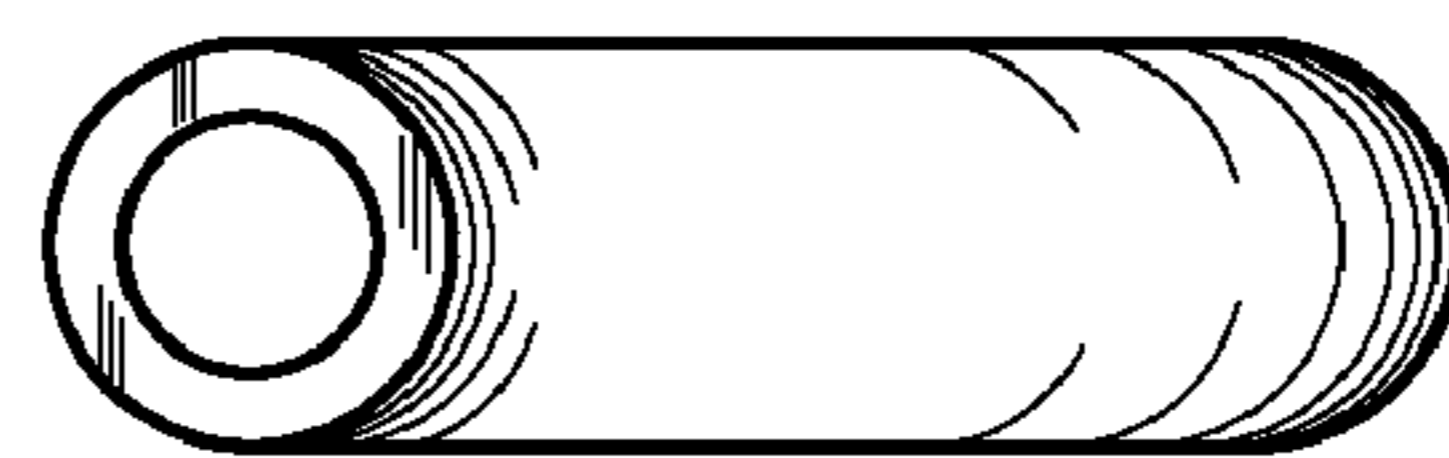


FIG. 7

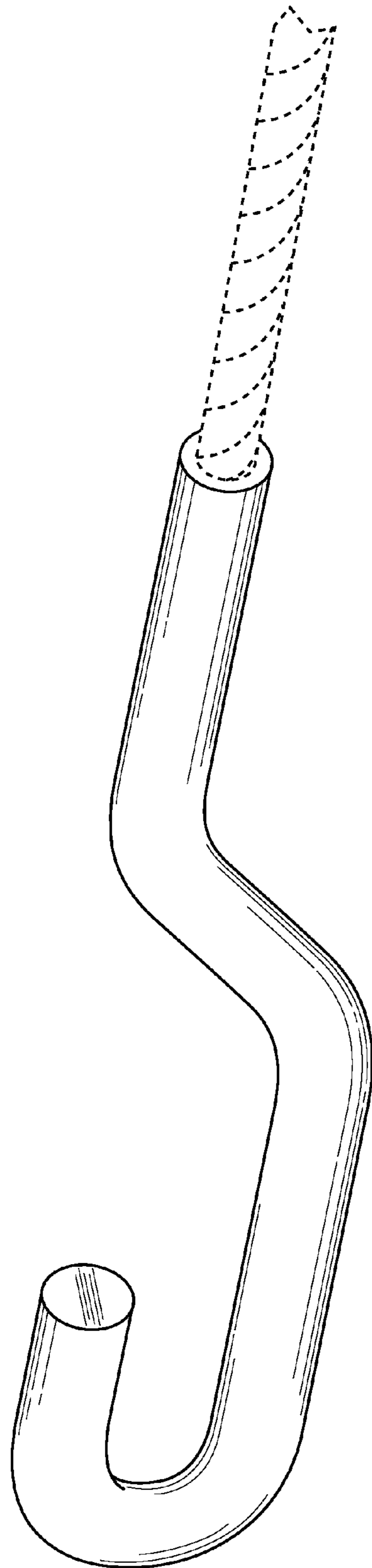


FIG. 8