



US00D629268S

(12) **United States Design Patent**
Shamoon

(10) **Patent No.:** **US D629,268 S**

(45) **Date of Patent:** **** Dec. 21, 2010**

(54) **CUTTING BOARD SERVING TRAY**

(76) Inventor: **Ellis N. Shamoon**, 2833 Park Bridge Ct.,
Dallas, TX (US) 75219

(**) Term: **14 Years**

(21) Appl. No.: **29/375,317**

(22) Filed: **Sep. 21, 2010**

(51) **LOC (9) Cl.** **07-04**

(52) **U.S. Cl.** **D7/698**

(58) **Field of Classification Search** D7/354,
D7/360, 368, 392.1, 412, 550.1, 554.3-554.4,
D7/586, 637-638, 698-699; 99/449-450;
269/12, 15-16, 289 R, 302.1

See application file for complete search history.

(56) **References Cited**

U.S. PATENT DOCUMENTS

D469,654 S *	2/2003	Cooper et al.	D7/360
D470,712 S *	2/2003	Swinford et al.	D7/360
D470,713 S *	2/2003	Swinford et al.	D7/360
D471,398 S *	3/2003	Swinford et al.	D7/360
D498,991 S *	11/2004	Goggin	D7/698
D500,645 S *	1/2005	Goggin	D7/698
D500,940 S *	1/2005	Goggin	D7/698
D547,597 S *	7/2007	Levy et al.	D7/354
D553,452 S *	10/2007	Shamoon	D7/698

D556,522 S *	12/2007	Martinez et al.	D7/698
D558,541 S *	1/2008	Shamoon et al.	D7/698
D577,268 S *	9/2008	Shamoon	D7/698
D612,664 S *	3/2010	Galperin	D7/354

* cited by examiner

Primary Examiner—Ricky Pham

(74) *Attorney, Agent, or Firm*—Daniel V. Thompson

(57) **CLAIM**

The ornamental design for a cutting board serving tray, as shown and described.

DESCRIPTION

FIG. 1 is a perspective view of the cutting board serving tray showing my new design;

FIG. 2 is a top plan view thereof;

FIG. 3 is a bottom perspective view thereof;

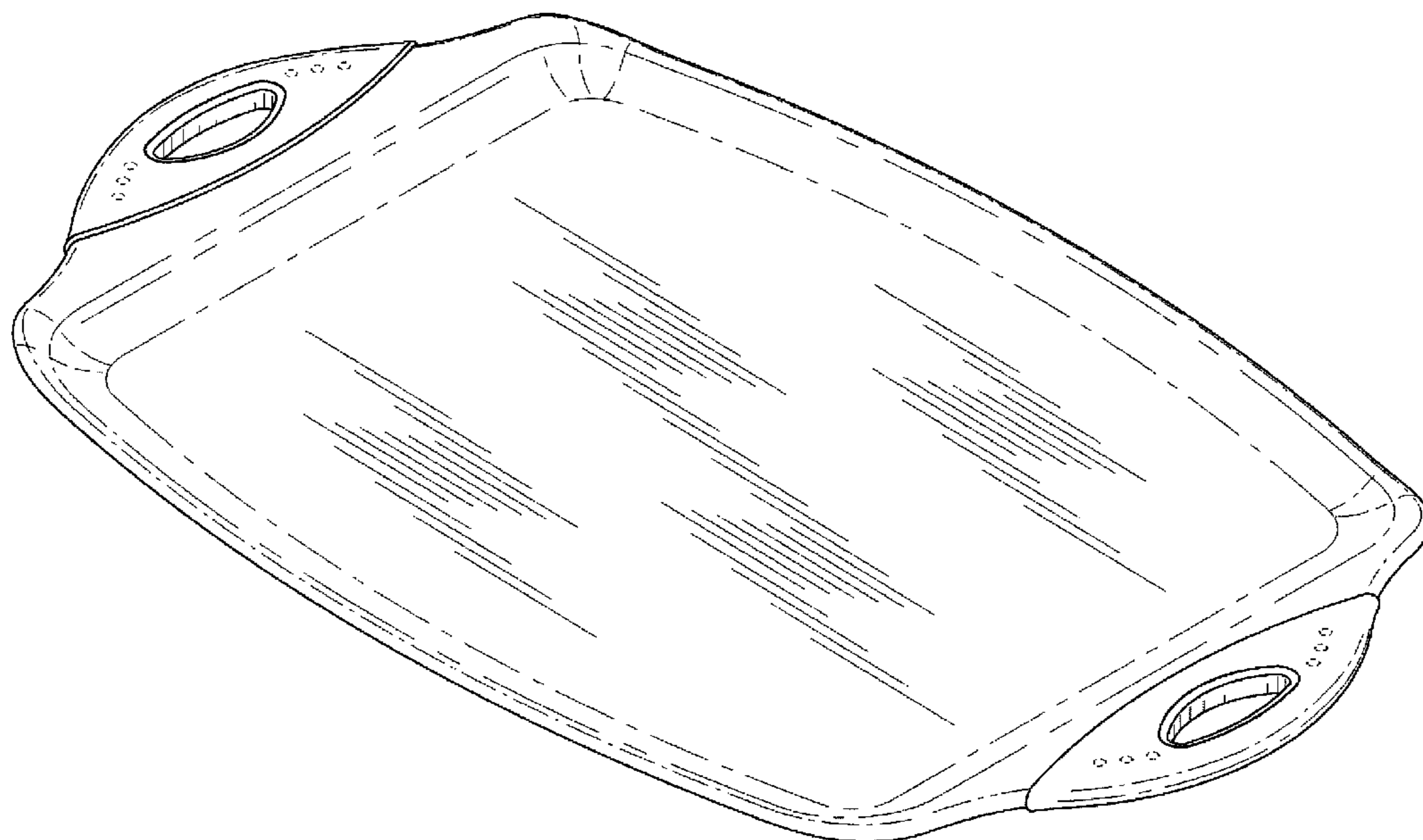
FIG. 4 is a right side elevational view thereof; and,

FIG. 5 is a front elevational view thereof.

The broken lines shown in the drawings are for illustrative purposes only and form no part of the claimed design.

The cutting board serving tray of the present invention is symmetrical so that the front and rear views are identical as are both side views.

1 Claim, 4 Drawing Sheets



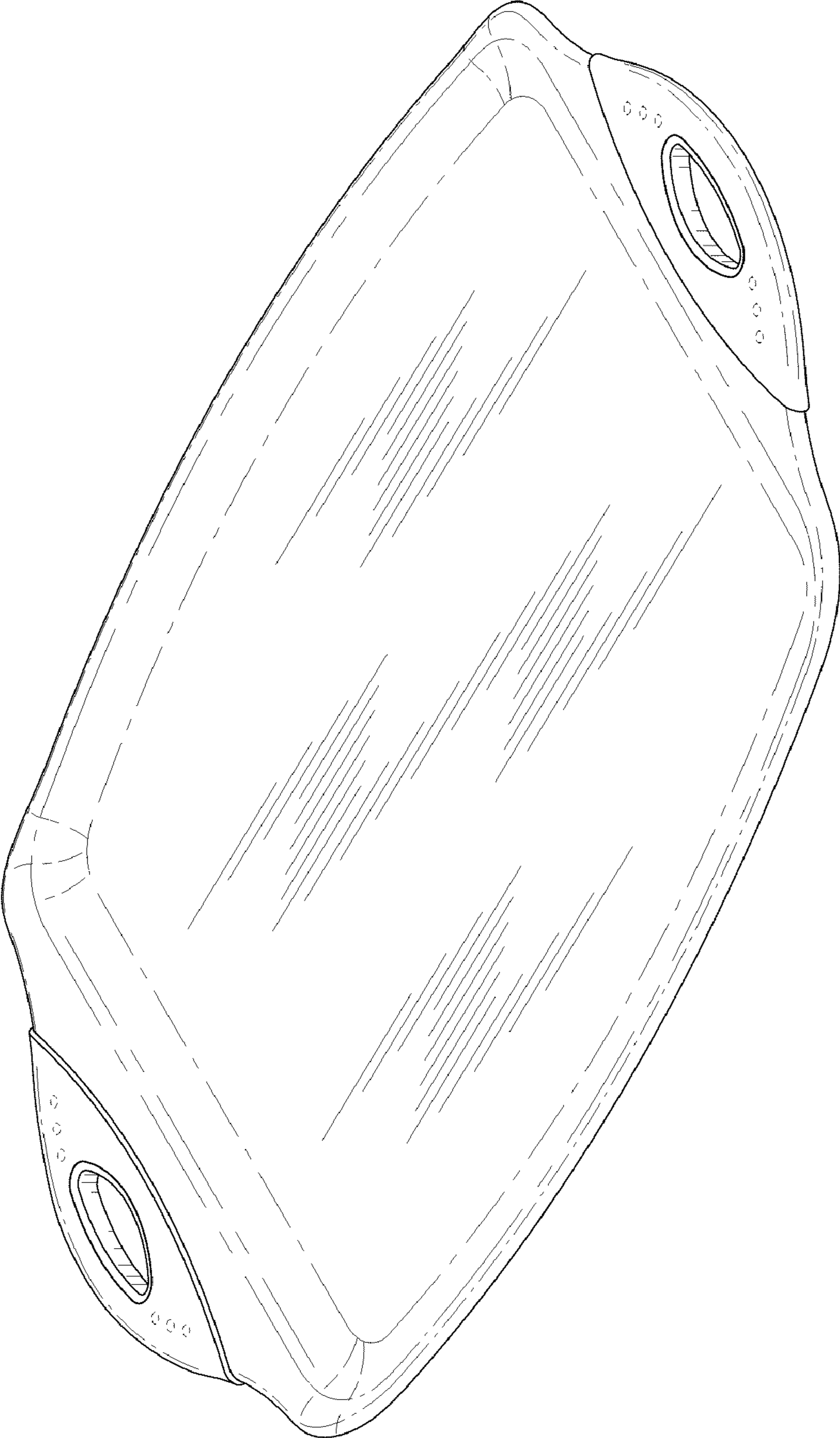


Fig. 1

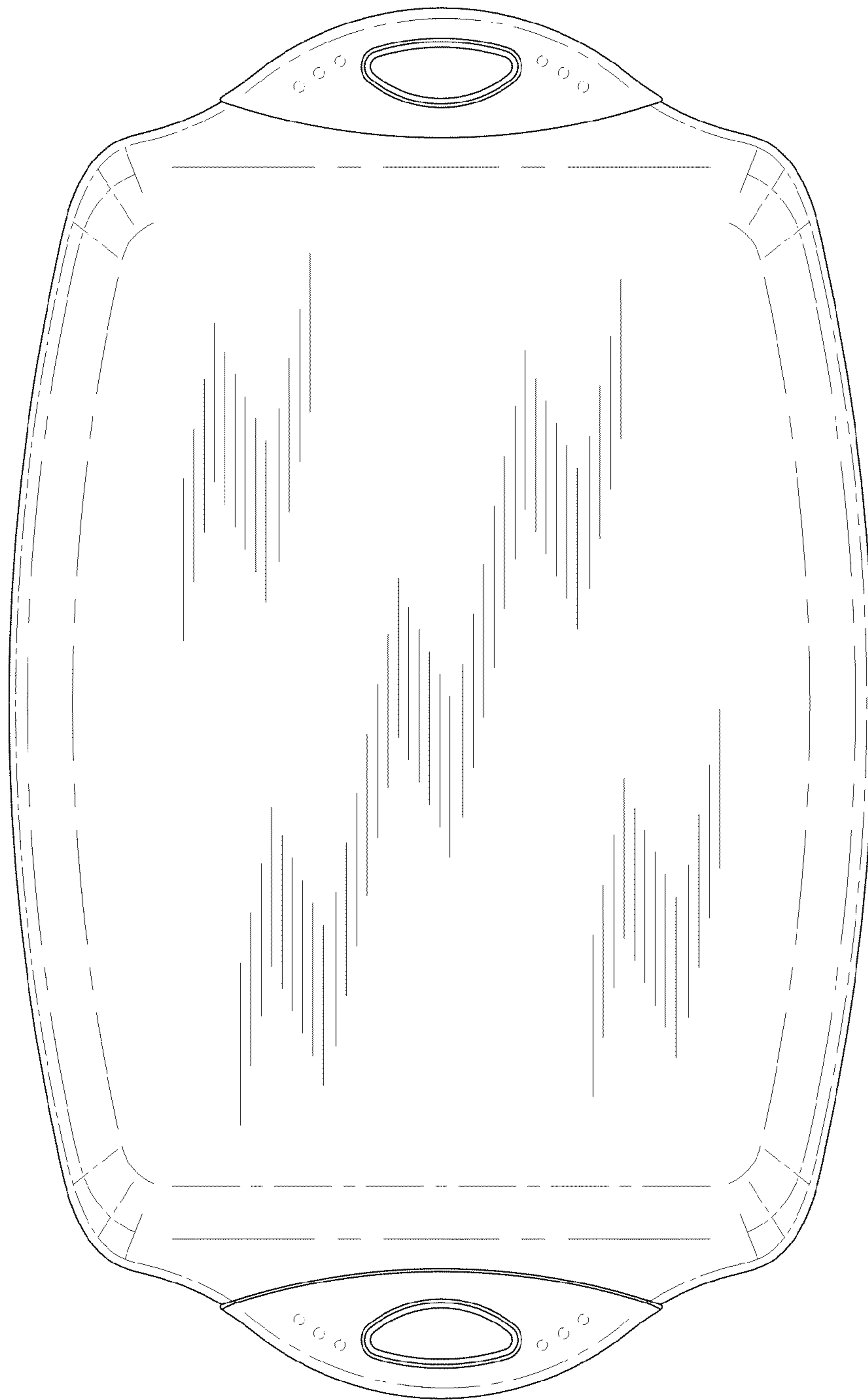


Fig. 2

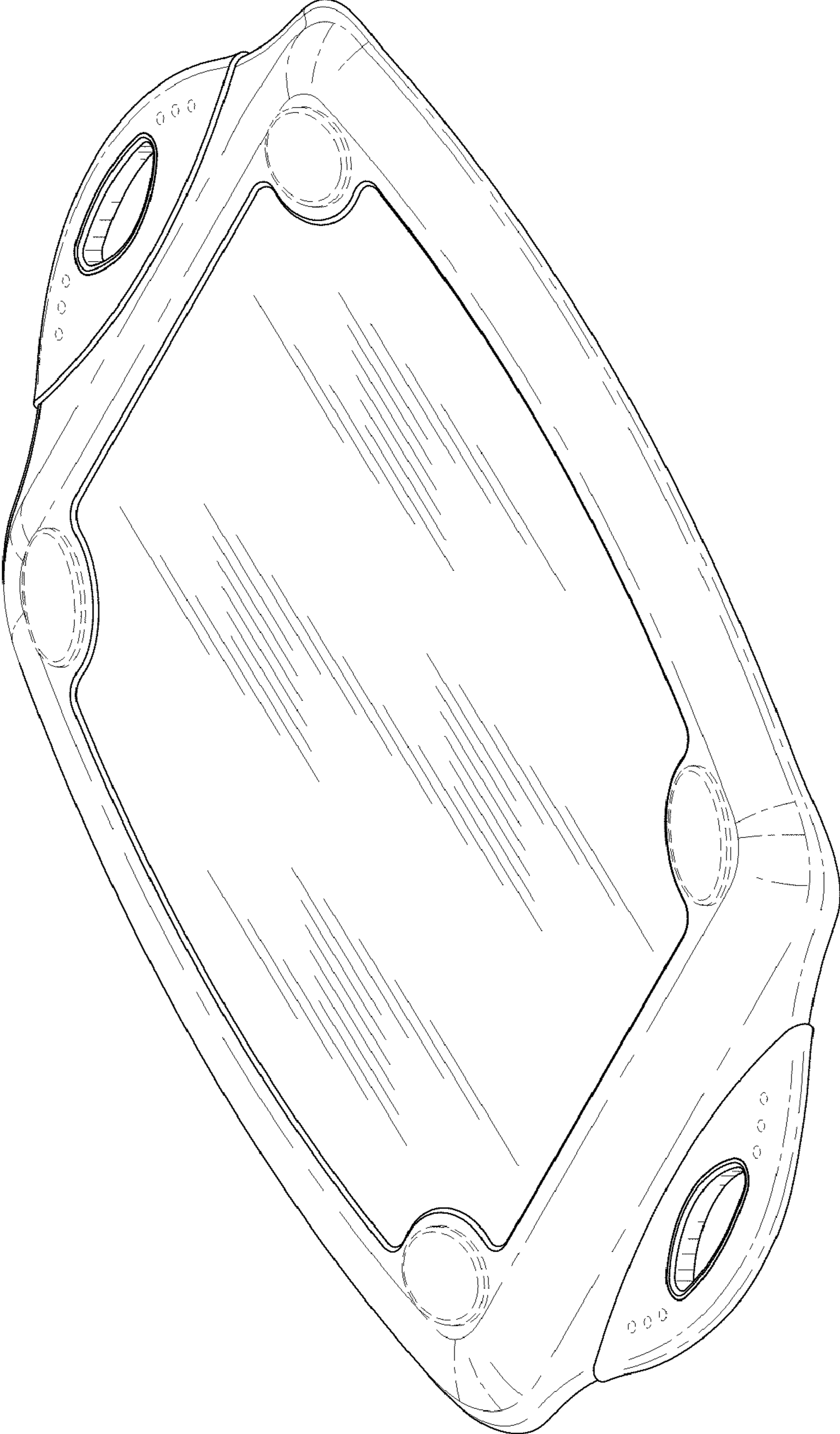


Fig. 3




Fig. 4

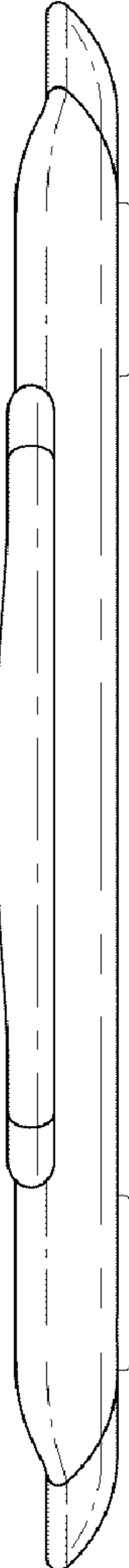


Fig. 5