



US00D629264S

(12) **United States Design Patent**
Curtin

(10) **Patent No.:** **US D629,264 S**
(45) **Date of Patent:** **** Dec. 21, 2010**

(54) **COLLAPSIBLE SALAD SPINNER BOWL**

(75) Inventor: **Heather Curtin**, Renton, WA (US)

(73) Assignee: **Progressive International Corporation**,
Kent, WA (US)

(**) Term: **14 Years**

(21) Appl. No.: **29/330,235**

(22) Filed: **Dec. 31, 2008**

(51) **LOC (9) Cl.** **07-04**

(52) **U.S. Cl.** **D7/665; D7/602**

(58) **Field of Classification Search** D7/500,
D7/538, 542-543, 545, 586-587, 601-603,
D7/612, 615, 629-630, 665-668; D3/273,
D3/302; 220/573.1, 660, 669-673, 675,
220/912, 915.1; D9/500, 502-503, 424-425,
D9/428-429; 99/485, 495; 206/216, 208
See application file for complete search history.

(56) **References Cited**

U.S. PATENT DOCUMENTS

- D113,024 S * 1/1939 Titze D7/565
- D257,203 S * 10/1980 Doyel D7/665
- D260,346 S 8/1981 Lebowitz
- D344,210 S * 2/1994 Cousins et al. D7/538
- 5,490,454 A 2/1996 Ancona et al.
- D379,289 S 5/1997 Jeppesen et al.
- 5,865,109 A 2/1999 Bull
- 5,904,090 A 5/1999 Lillelund et al.
- 6,018,883 A 2/2000 Mulhauser
- D427,857 S * 7/2000 Mulhauser et al. D7/665
- D433,884 S 11/2000 Fujimoto
- D442,019 S * 5/2001 Wyche D7/354
- 6,622,618 B1 9/2003 Glucksman et al.
- D486,999 S 2/2004 de Groote et al.
- 6,899,021 B2 5/2005 Riede
- D542,603 S 5/2007 Hood
- D558,536 S * 1/2008 Curtin D7/667
- D558,539 S * 1/2008 Curtin D7/667
- D571,614 S * 6/2008 Curtin D7/545
- D582,218 S * 12/2008 Curtin D7/629

- D584,110 S * 1/2009 Hauser D7/629
- D608,603 S * 1/2010 Hauser D7/665
- D611,769 S * 3/2010 Hauser D7/584
- D614,453 S * 4/2010 Curtin et al. D7/629

(Continued)

FOREIGN PATENT DOCUMENTS

CA 2602253 12/2008

(Continued)

Primary Examiner—Charles A Rademaker
Assistant Examiner—Dana L Sipos
(74) *Attorney, Agent, or Firm*—Black Lowe & Graham,
PLLC

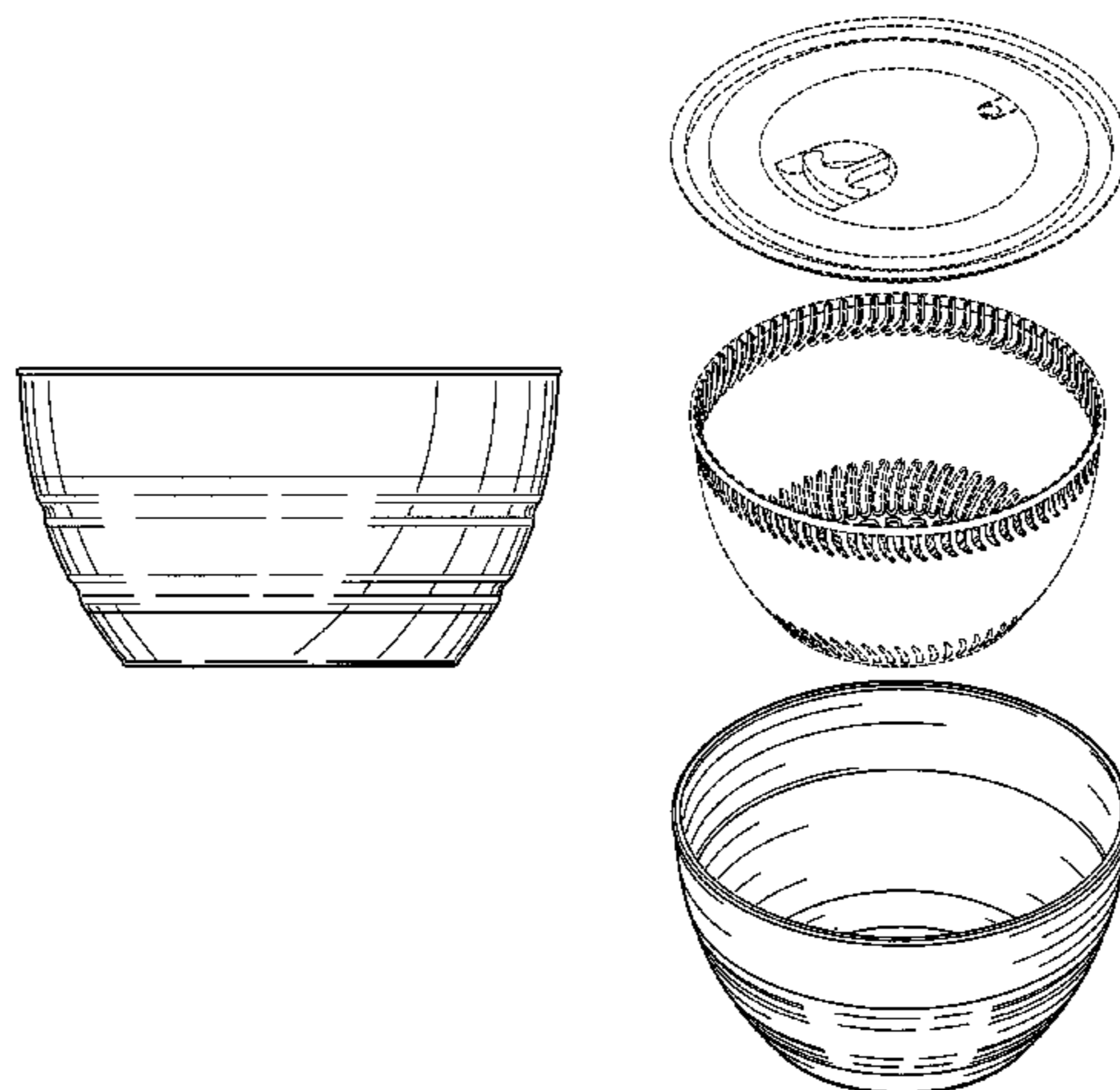
(57) **CLAIM**

I claim the ornamental design for a collapsible salad spinner bowl, as shown and described.

DESCRIPTION

FIG. 1 is a perspective view of the collapsible salad spinner bowl, showing my new design;
FIG. 2 is a front view of the collapsible salad spinner bowl, the back, left side, and right side views being identical;
FIG. 3 is a top view of the collapsible salad spinner bowl;
FIG. 4 is a bottom view of the collapsible salad spinner bowl;
and,
FIG. 5 is an exploded view of the collapsible salad spinner bowl, shown together with a representative strainer basket and lid in which the strainer basket and lid are shown in phantom and form no part of the claimed invention.

1 Claim, 3 Drawing Sheets



US D629,264 S

Page 2

U.S. PATENT DOCUMENTS

2004/0168583 A1 9/2004 Riede
2006/0037211 A1 2/2006 Herren
2007/0181489 A1 8/2007 Lee
2007/0251874 A1 11/2007 Stewart
2008/0011671 A1 1/2008 Syrkos
2008/0099476 A1 5/2008 Fung
2008/0230462 A1 9/2008 Curtin

FOREIGN PATENT DOCUMENTS

CN 201119807 9/2008
CN 201160796 12/2008
CN 201167889 12/2008
EP 0384179 8/1990
EP 2008560 12/2008
WO 2008103183 8/2008
WO 2009023892 2/2009

* cited by examiner




FIG.1

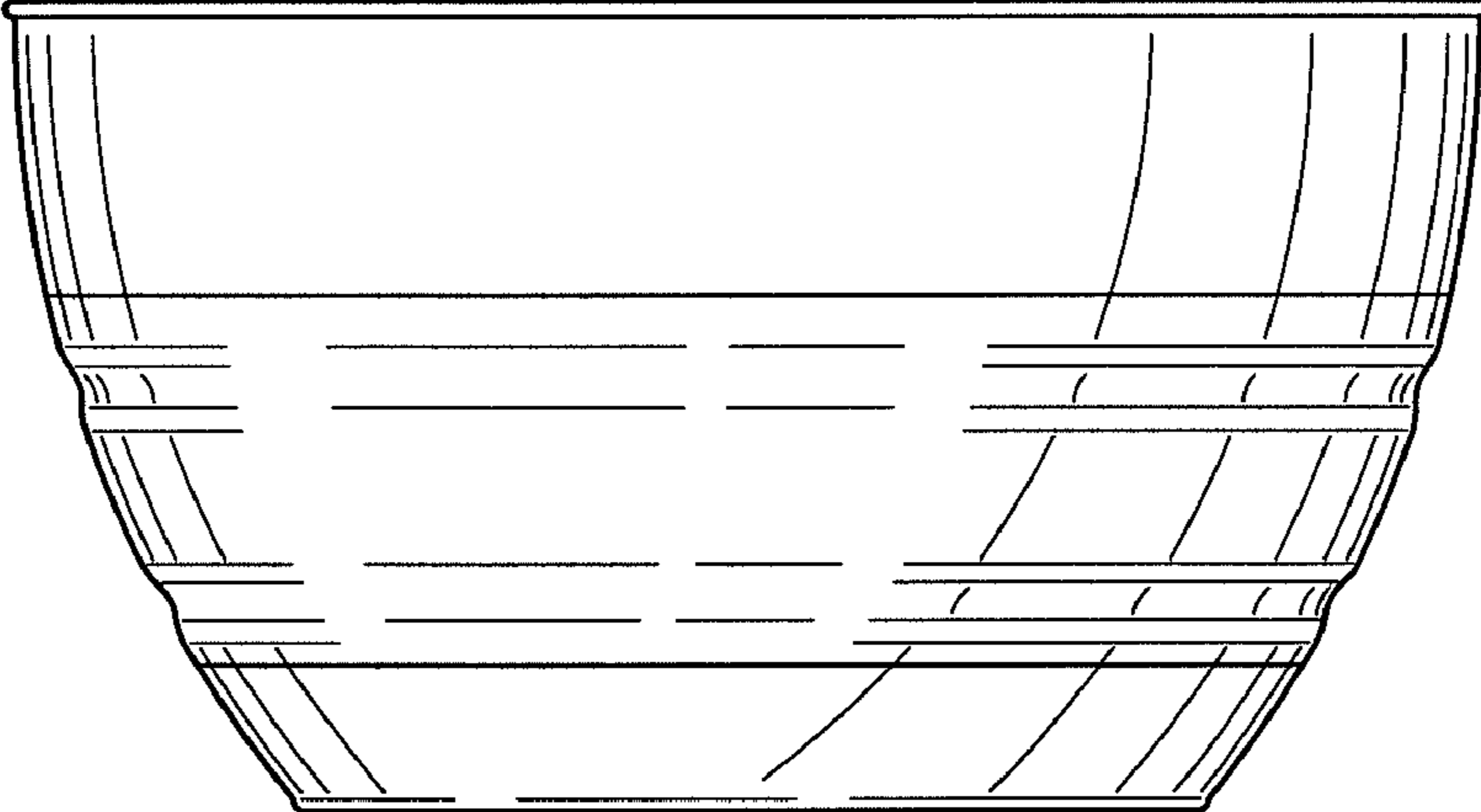


FIG.2

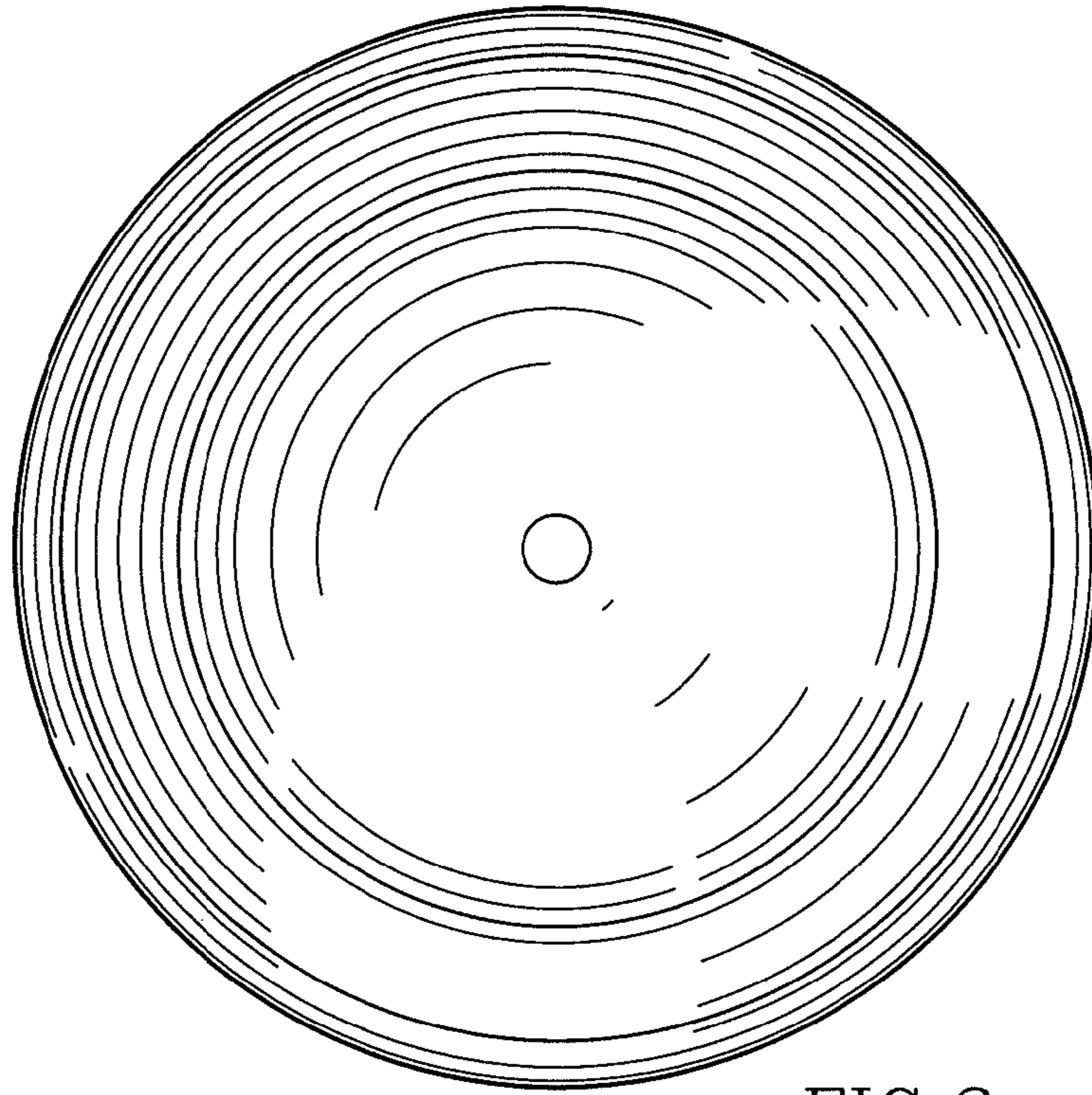


FIG. 3

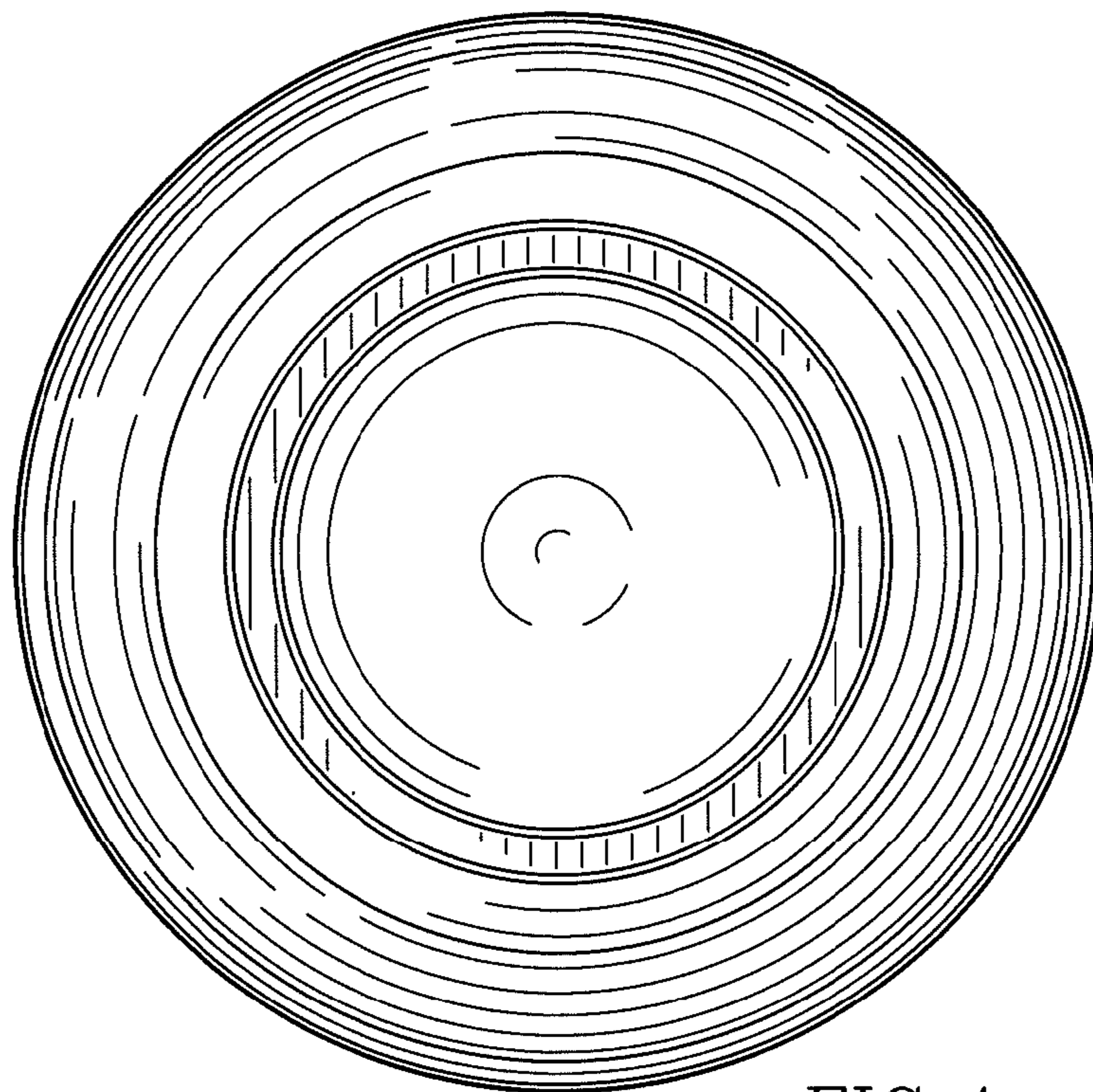


FIG. 4


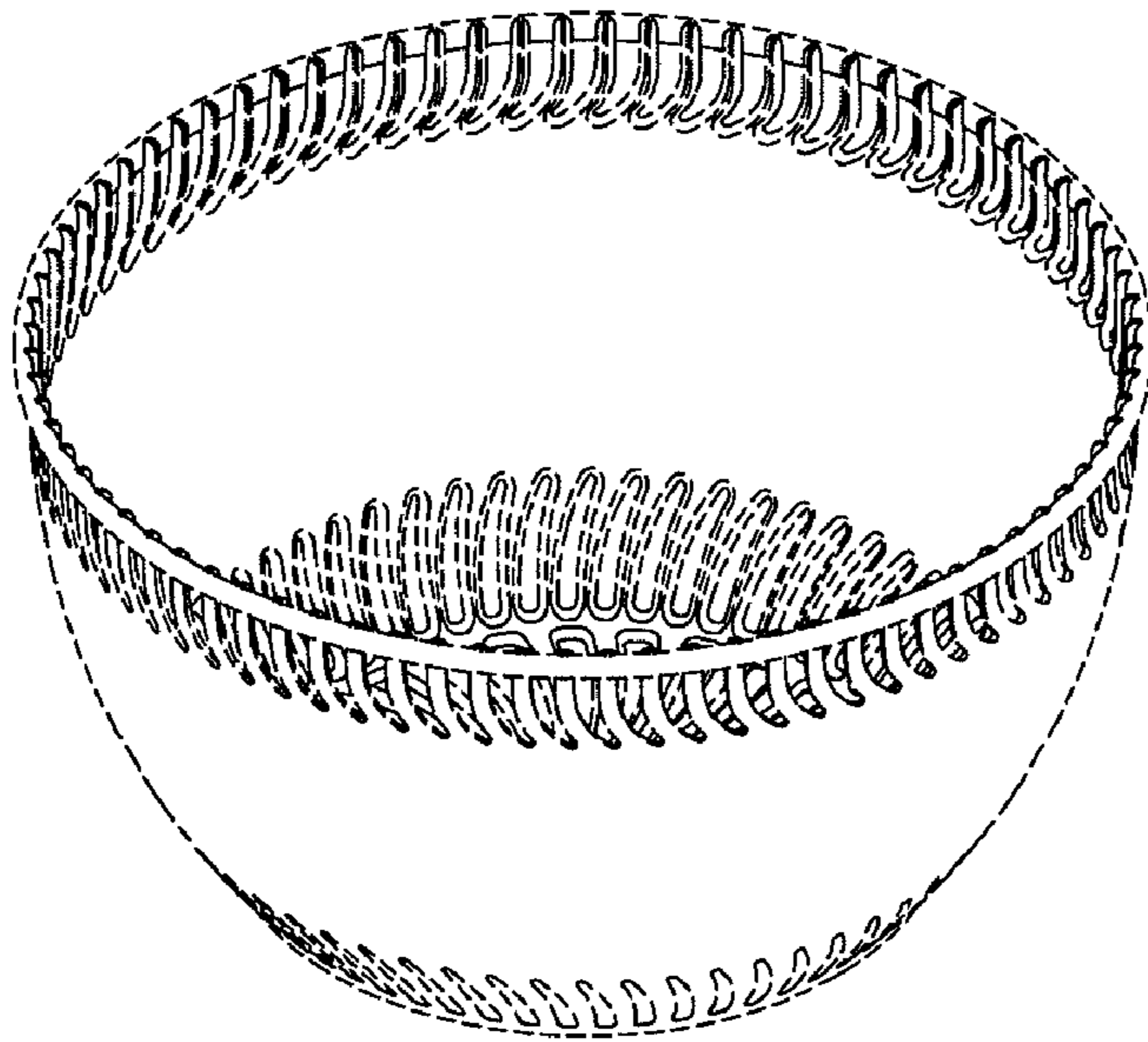
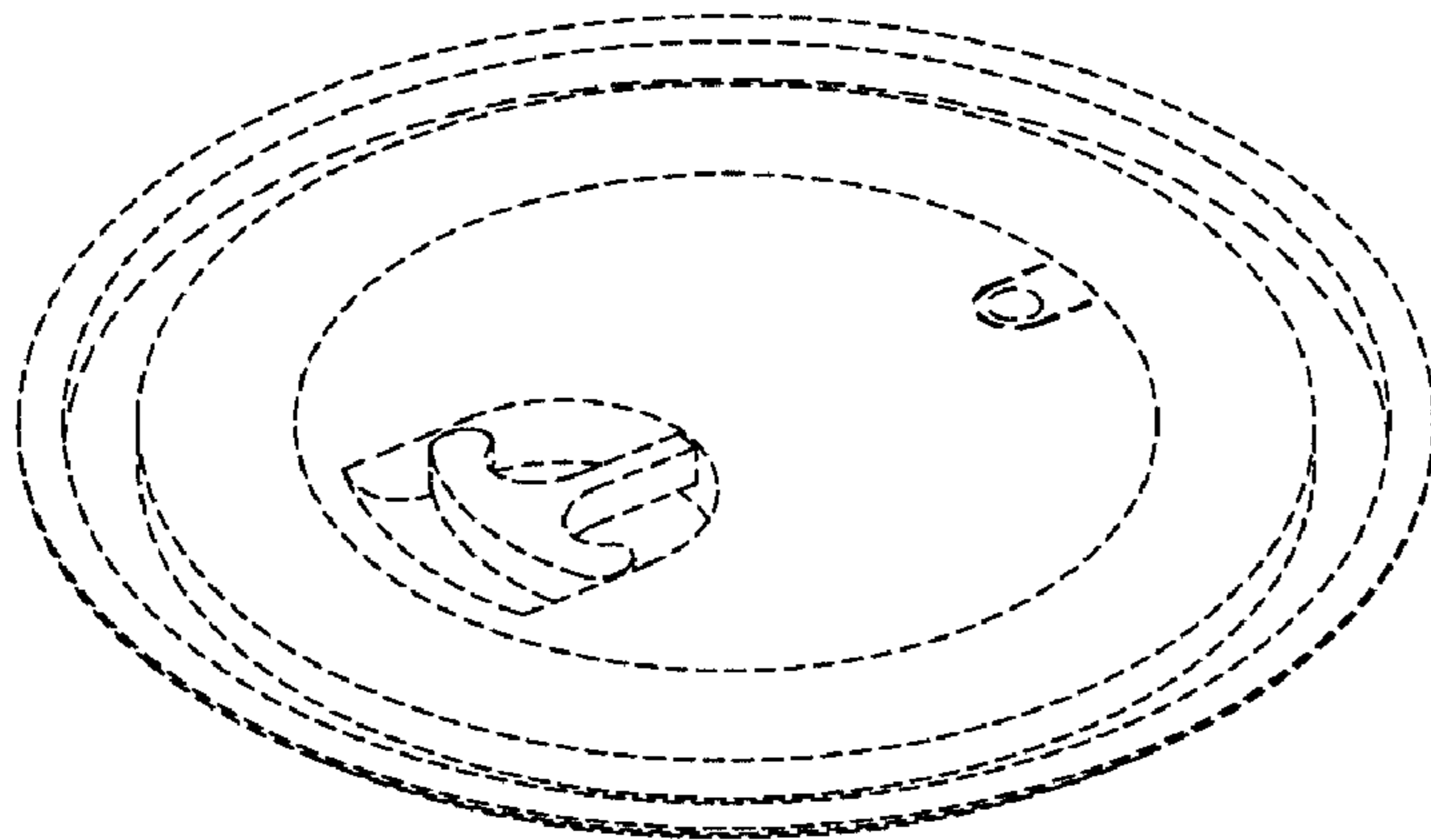


FIG. 5