



US00D629262S

(12) **United States Design Patent**  
**Stern**

(10) **Patent No.:** **US D629,262 S**  
(45) **Date of Patent:** **\*\* Dec. 21, 2010**

(54) **ECO-FORK**

(76) **Inventor:** **Paule S. Stern**, 12320 Greens East Rd.,  
San Diego, CA (US) 92128

(\*\*) **Term:** **14 Years**

(21) **Appl. No.:** **29/329,005**

(22) **Filed:** **Dec. 5, 2008**

(51) **LOC (9) Cl.** ..... **07-03**

(52) **U.S. Cl.** ..... **D7/653**

(58) **Field of Classification Search** ..... D7/368,  
D7/395, 401.2, 642-646, 649-654, 660-664,  
D7/669, 675-676, 683, 688-692, 695-696;  
D8/13; D21/793; 30/137, 141-143, 147-150,  
30/321-327, 329, 340, 342-344; 362/34;  
416/70 R

See application file for complete search history.

(56) **References Cited**

**U.S. PATENT DOCUMENTS**

D236,419 S *	8/1975	Sebring	.....	D7/645
D237,579 S *	11/1975	Cyren	.....	D7/653
D240,350 S *	6/1976	Cragin	.....	D7/645
4,028,803 A *	6/1977	Currie	.....	30/321
D245,885 S	9/1977	King		
D250,628 S	12/1978	Seibel		
D251,408 S *	3/1979	Cumberlidge et al.	.....	D8/13
D278,299 S	4/1985	Laslo		
D278,303 S	4/1985	Laslo		
4,896,423 A	1/1990	Kinsey		

D309,696 S	8/1990	Callinan		
D326,035 S *	5/1992	Gecchelin	.....	D8/13
D360,450 S *	7/1995	Louden et al.	.....	D21/793
D383,516 S *	9/1997	Stevens	.....	D21/793
D387,954 S	12/1997	DeBrady		
D406,007 S	2/1999	Stokes		
D416,450 S	11/1999	Gebhardt		
D421,874 S	3/2000	Freeman		
D501,627 S	2/2005	Poupel		
D508,104 S *	8/2005	Haug	.....	D21/793
D545,636 S *	7/2007	Risden	.....	D7/643
D569,177 S	5/2008	Ladanyi		
7,556,392 B2 *	7/2009	Weigl, Jr.	.....	362/34

\* cited by examiner

*Primary Examiner*—Ricky Pham

(74) *Attorney, Agent, or Firm*—Lewis Kohn & Fitzwilliam  
LLP; Timothy W. Fitzwilliam

(57) **CLAIM**

The ornamental design for an eco-fork, as shown and described.

**DESCRIPTION**

FIG. 1 is a perspective illustration of the eco-fork in a natural position;


FIG. 2 is a perspective view of the eco-fork on a side;

FIG. 3 is a top plan view of the eco-fork;

FIG. 4 is a bottom view of the eco-fork; and,

FIG. 5 is a side profile thereof.

**1 Claim, 3 Drawing Sheets**



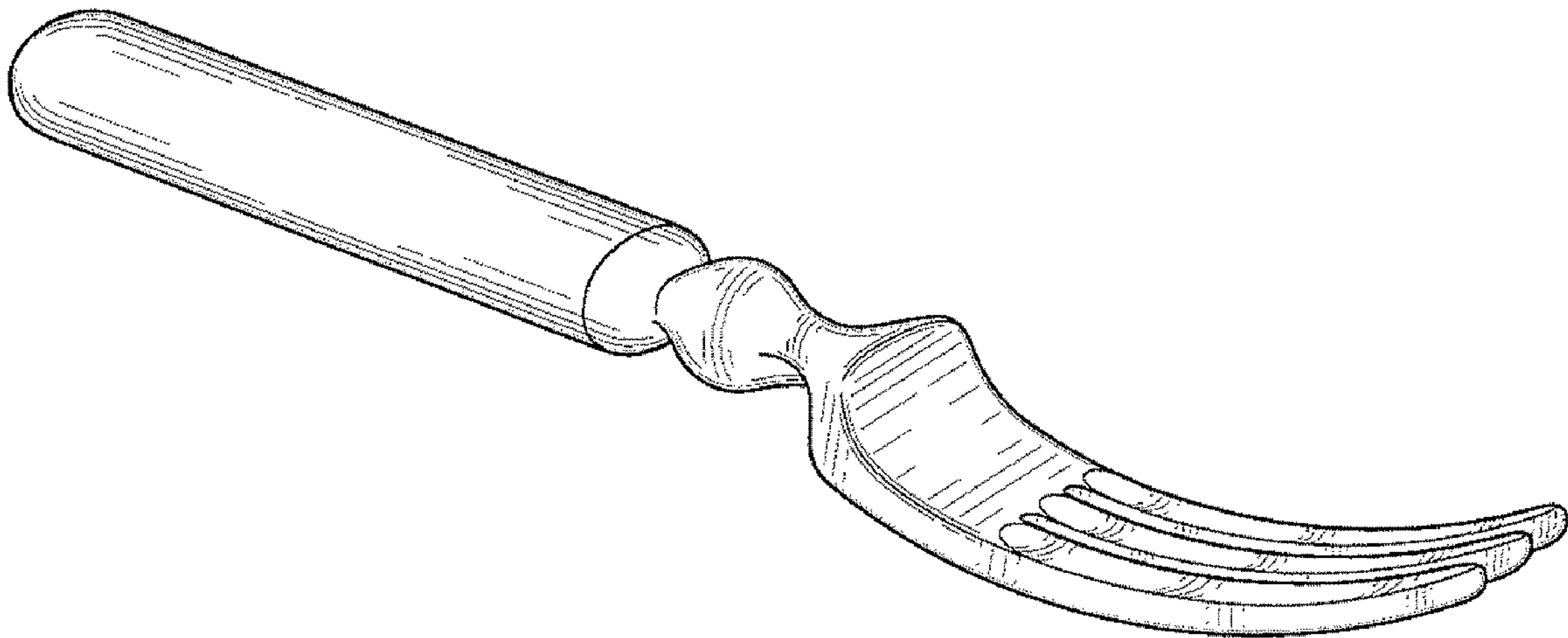


FIG. 1

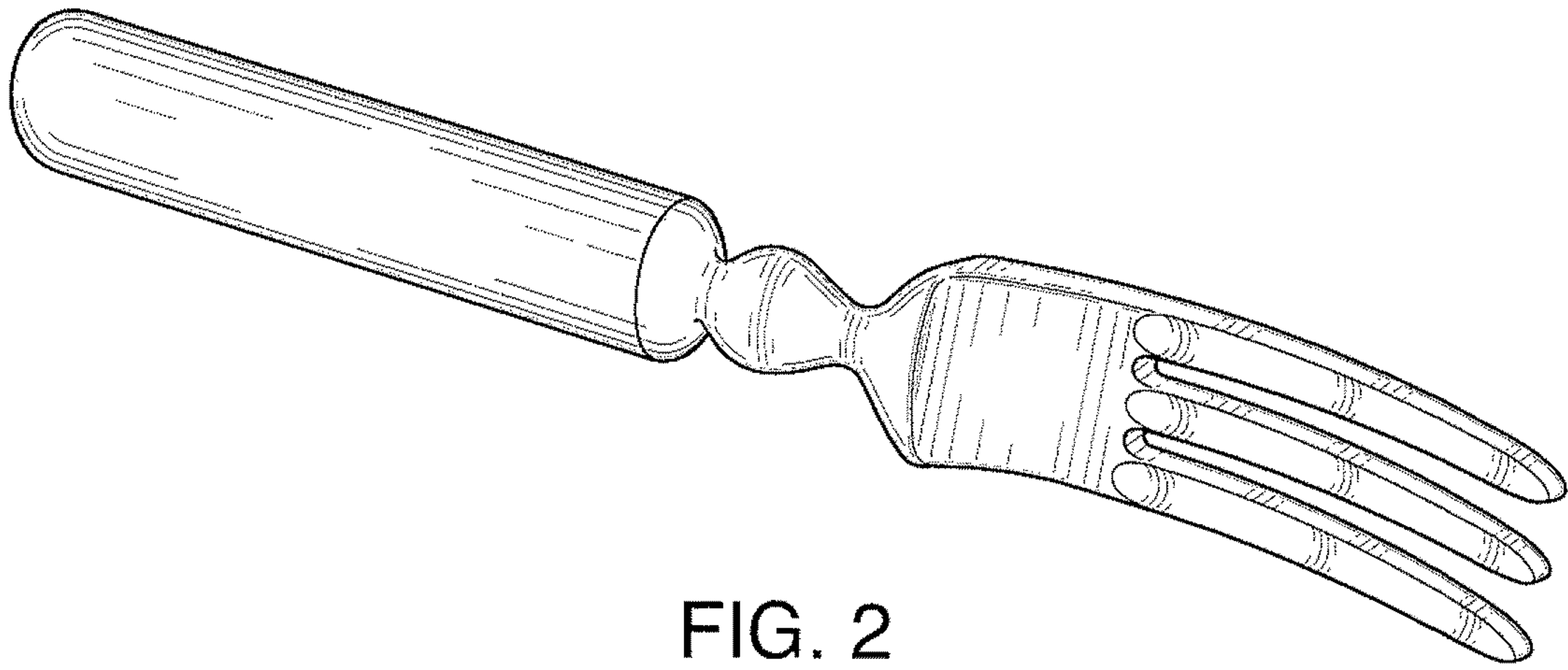


FIG. 2

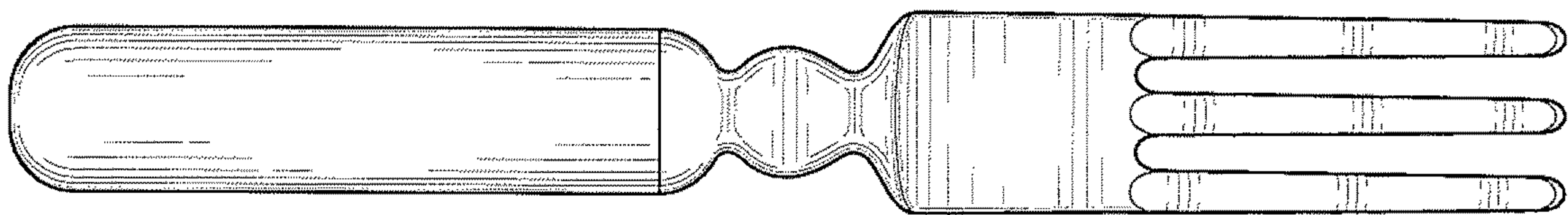


FIG. 3

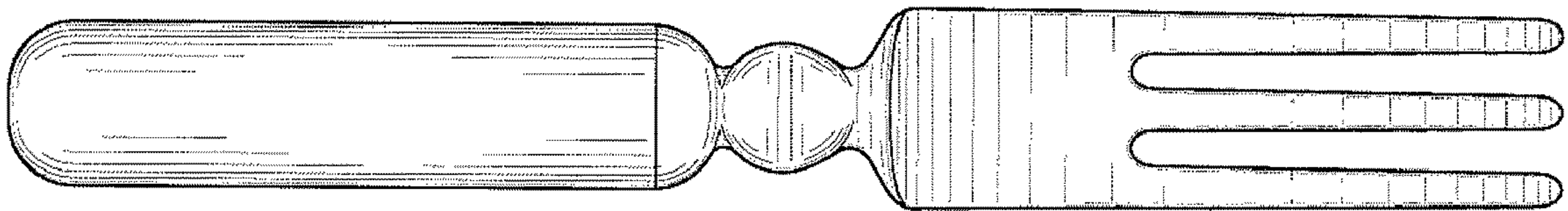


FIG. 4

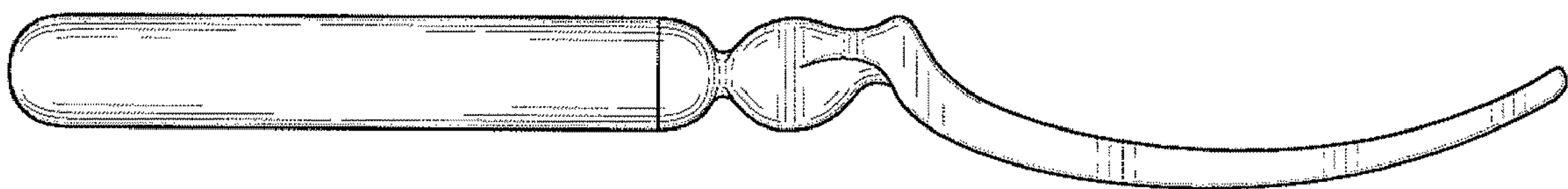


FIG. 5