



US00D629259S

(12) **United States Design Patent**
Joy et al.

(10) **Patent No.:** **US D629,259 S**
(45) **Date of Patent:** **** *Dec. 21, 2010**

(54) **PROTECTIVE SLEEVE FOR A CONTAINER**

FOREIGN PATENT DOCUMENTS

(75) Inventors: **Daren Edward Joy**, Sausalito, CA (US);
Pamela Wong Marcus, Kensington, CA (US)

DE 297 18 321 2/1998

(Continued)

(73) Assignee: **Lifefactory, Inc.**, Sausalito, CA (US)

OTHER PUBLICATIONS

Lifefactory 4 oz baby bottle with sleeve available for sale on Sep. 7, 2007.

(**) Term: **14 Years**

(Continued)

(21) Appl. No.: **29/341,045**

Primary Examiner—Terry A Wallace

(22) Filed: **Jul. 29, 2009**

(74) Attorney, Agent, or Firm—Owens Tarabichi LLP

Related U.S. Application Data

(57) **CLAIM**

(63) Continuation of application No. 12/204,764, filed on Sep. 4, 2008.

The ornamental design for a protective sleeve for a container, as shown and described.

(51) **LOC (9) Cl.** **07-01**

DESCRIPTION

(52) **U.S. Cl.** **D7/624.2; D7/607**

(58) **Field of Classification Search** D7/619.1–625,
D7/607, 608; D9/444; 220/903, 904, 737,
220/739; 215/392–396, 12.1, 12.2, 13.1,
215/11.6; 206/459.5

FIG. 1 is a front perspective view from above of one embodiment of a protective sleeve;

See application file for complete search history.

FIG. 2 is a front perspective view from below of FIG. 1;

(56) **References Cited**

U.S. PATENT DOCUMENTS

D156,089 S	11/1949	Fuerst	
D172,090 S	5/1954	Du Pree	
4,067,949 A	1/1978	Karabedian	
4,076,139 A	2/1978	Larson	
4,228,908 A	10/1980	Tweeton	
4,850,496 A *	7/1989	Rudell et al.	215/12.1
4,895,264 A *	1/1990	Phlaphongphanich	215/11.1
4,989,811 A	2/1991	Millis et al.	
5,016,845 A	5/1991	Pellegrino	
5,027,838 A	7/1991	Iaia et al.	
5,067,328 A	11/1991	Medina et al.	
5,183,229 A	2/1993	Duggan	

FIG. 3 is a front view of FIG. 1;

FIG. 4 is a right side view of FIG. 1;

FIG. 5 is a rear view of FIG. 1;

FIG. 6 is a left side view of FIG. 1;

FIG. 7 is a top view of FIG. 1;

FIG. 8 is a bottom view of FIG. 1;

FIG. 9 is a front perspective view from above of a second embodiment of a protective sleeve;

FIG. 10 is a front perspective view from below of FIG. 9;

FIG. 11 is a front view of FIG. 9;

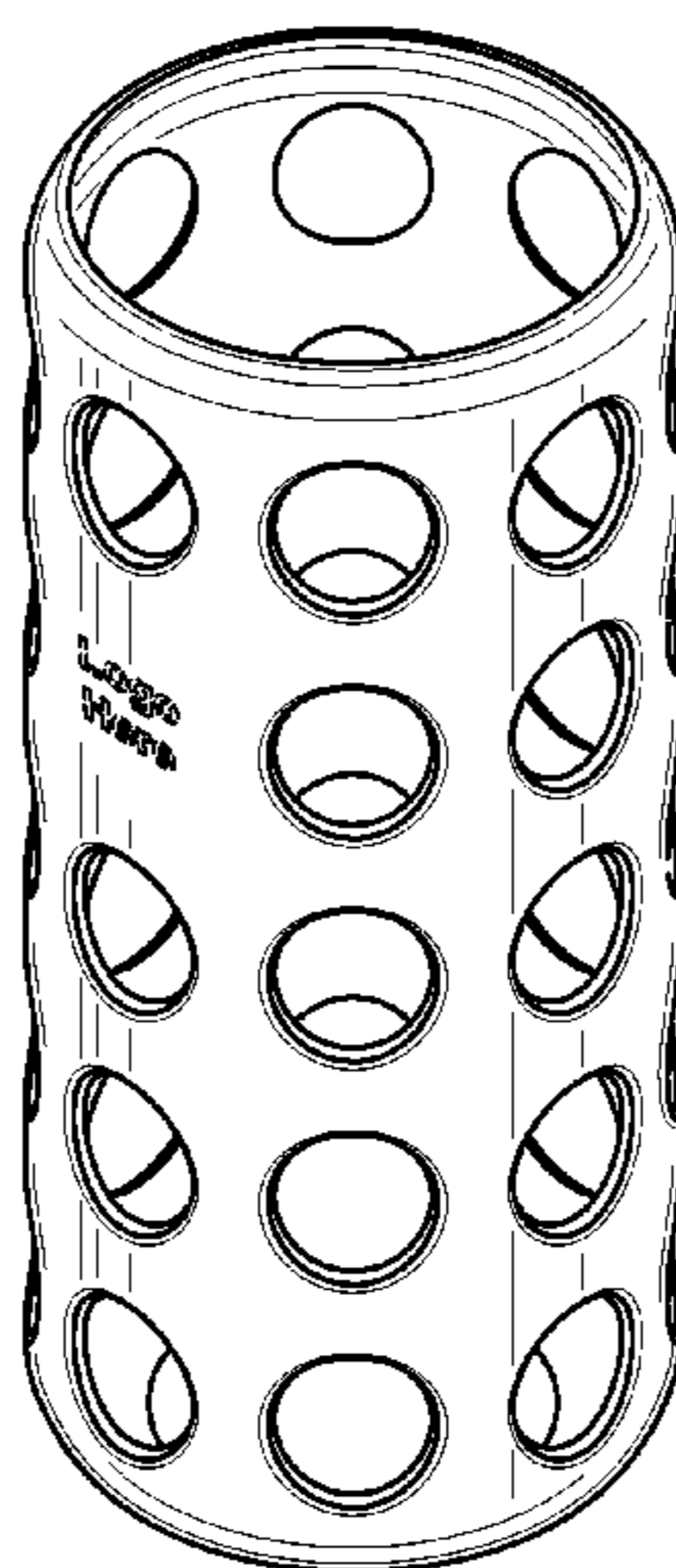
FIG. 12 is a top view of FIG. 9; and,

FIG. 13 is a bottom view of FIG. 9.

The broken lines “Logo Here” in FIGS. 1–3 are for illustrative purposes only and form no part of the claimed design.

(Continued)

1 Claim, 6 Drawing Sheets



US D629,259 S

Page 2

U.S. PATENT DOCUMENTS

5,192,041 A 3/1993 Bryant
D341,293 S 11/1993 Guo
5,269,368 A 12/1993 Schneider et al.
5,624,090 A 4/1997 Gammelgaard
5,664,746 A 9/1997 Benzakarya
D392,512 S * 3/1998 Bennett et al. D7/619.1
5,775,019 A 7/1998 Johnson
D396,809 S 8/1998 Granai
5,809,867 A 9/1998 Turner et al.
D411,079 S 6/1999 Graham
6,019,245 A 2/2000 Foster
D431,735 S * 10/2000 Sullivan D6/457
6,158,612 A 12/2000 Alpert
6,158,870 A 12/2000 Ramirez
6,210,352 B1 4/2001 Williams et al.
D448,307 S 9/2001 Handler
D472,474 S 4/2003 Headen
6,703,590 B1 3/2004 Holley, Jr.
6,871,751 B2 3/2005 Kerns et al.
6,920,991 B2 7/2005 Holley, Jr.
D548,077 S 7/2007 Rocco
D567,094 S 4/2008 Bickert
D589,811 S 4/2009 Williams
D592,066 S 5/2009 Bourne
D593,371 S 6/2009 Karam
2001/0008238 A1 7/2001 Witonsky et al.

2003/0111375 A1 6/2003 Kilmartin
2004/0188371 A1 9/2004 Holley, Jr.
2007/0289982 A1 12/2007 Mandachescu
2009/0057157 A1 3/2009 Marcus et al.

FOREIGN PATENT DOCUMENTS

DE 10 2006 028 302.3 12/2007
EP 1 241 107 A 9/2002
FR 822 764 1/1938
FR 1 093 491 5/1995
WO WO0016673 3/2000
WO WO2004091471 10/2004

OTHER PUBLICATIONS

Lifefactory 9 oz baby bottle with sleeve available for sale on Sep. 7, 2007.
Bornfree web page printed Dec. 17, 2009 (<http://www.newbornfree.com/catalog.aspx?categoryid=17637>).
Munchkin web page printed Dec. 17, 2009 (<http://www.munchkin.com/products/detail.html?section=prodCategories&Id=10020&pID=1206>).
U.S. Appl. No. 29/339,746, Joy, et al.
U.S. Appl. No. 29/339,756, Joy, et al.
U.S. Appl. No. 29/339,737, Joy, et al.
U.S. Appl. No. 29/341,033, Joy, et al.
U.S. Appl. No. 29/341,041, Joy, et al.

* cited by examiner

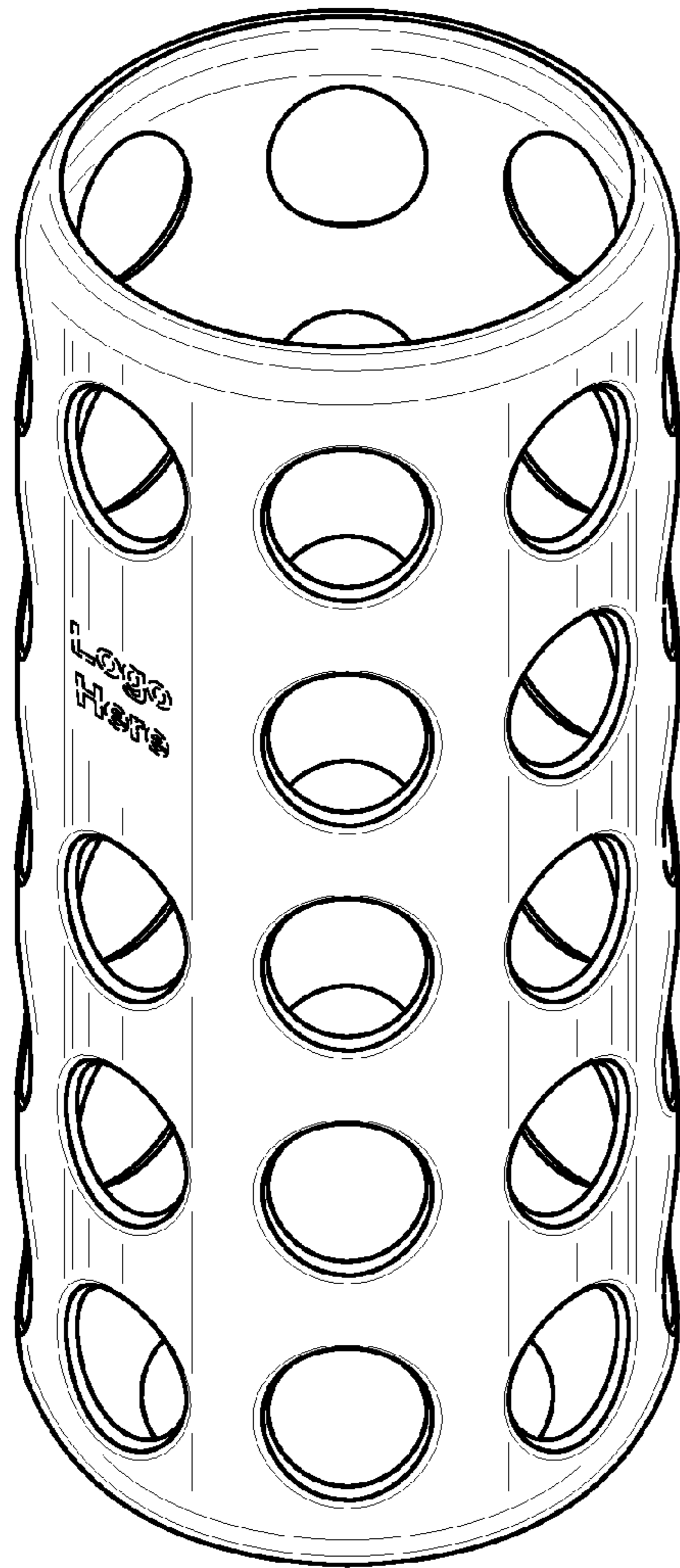


FIG. 1

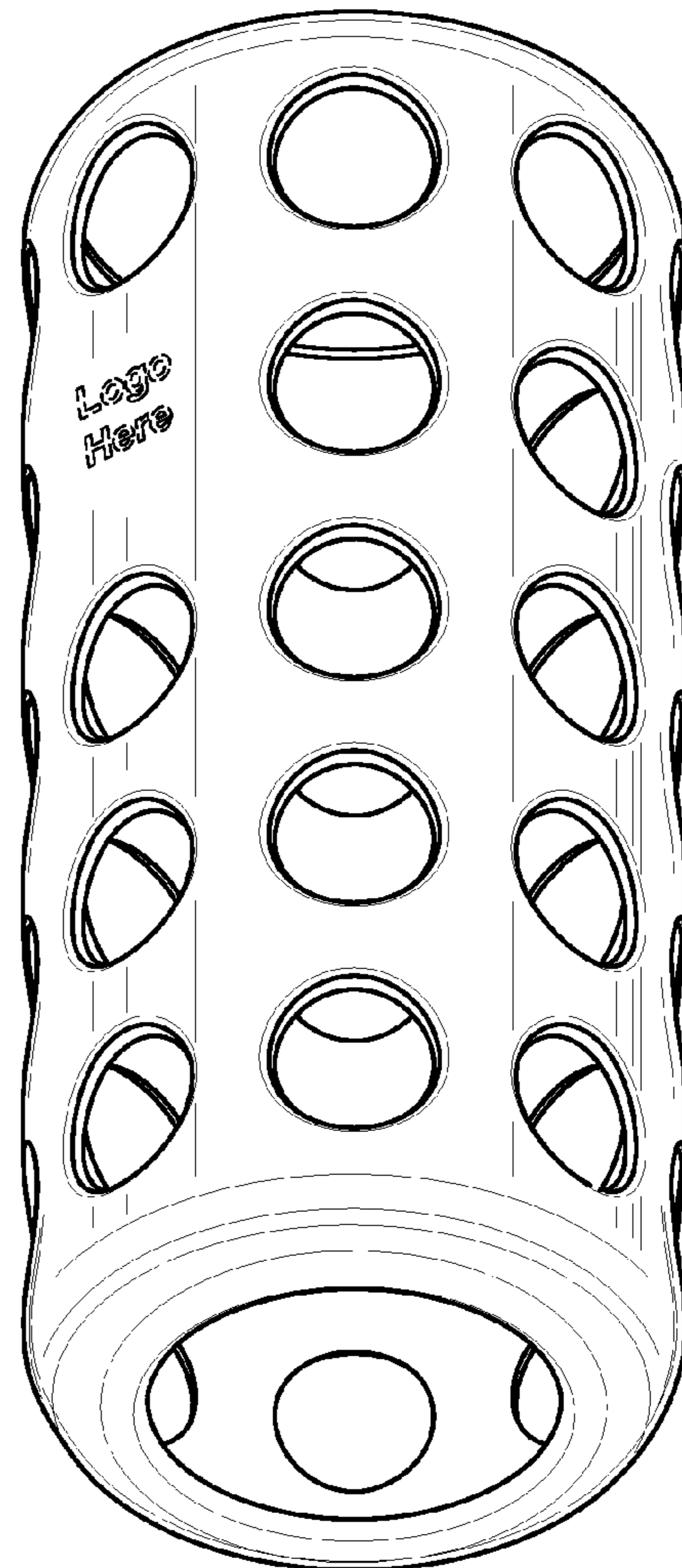


FIG. 2




FIG. 3

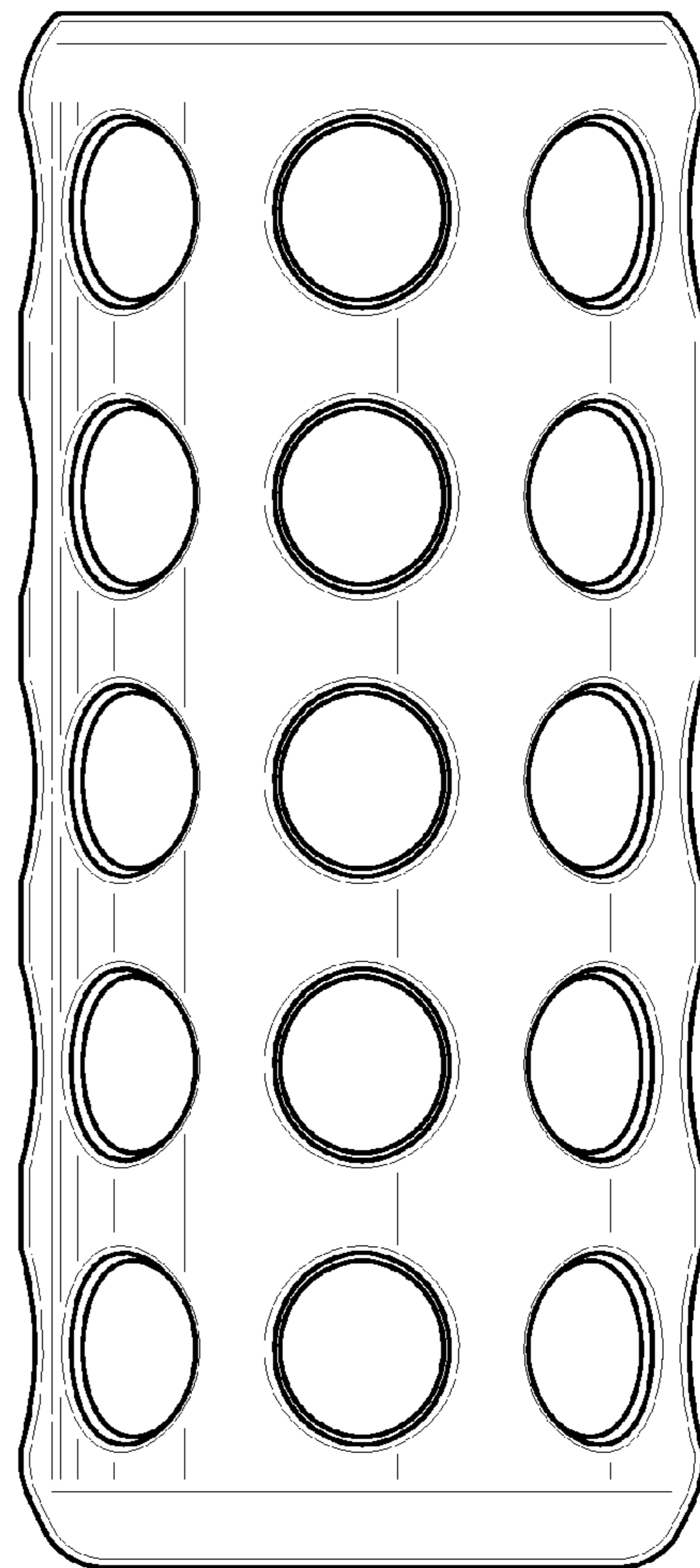


FIG. 4

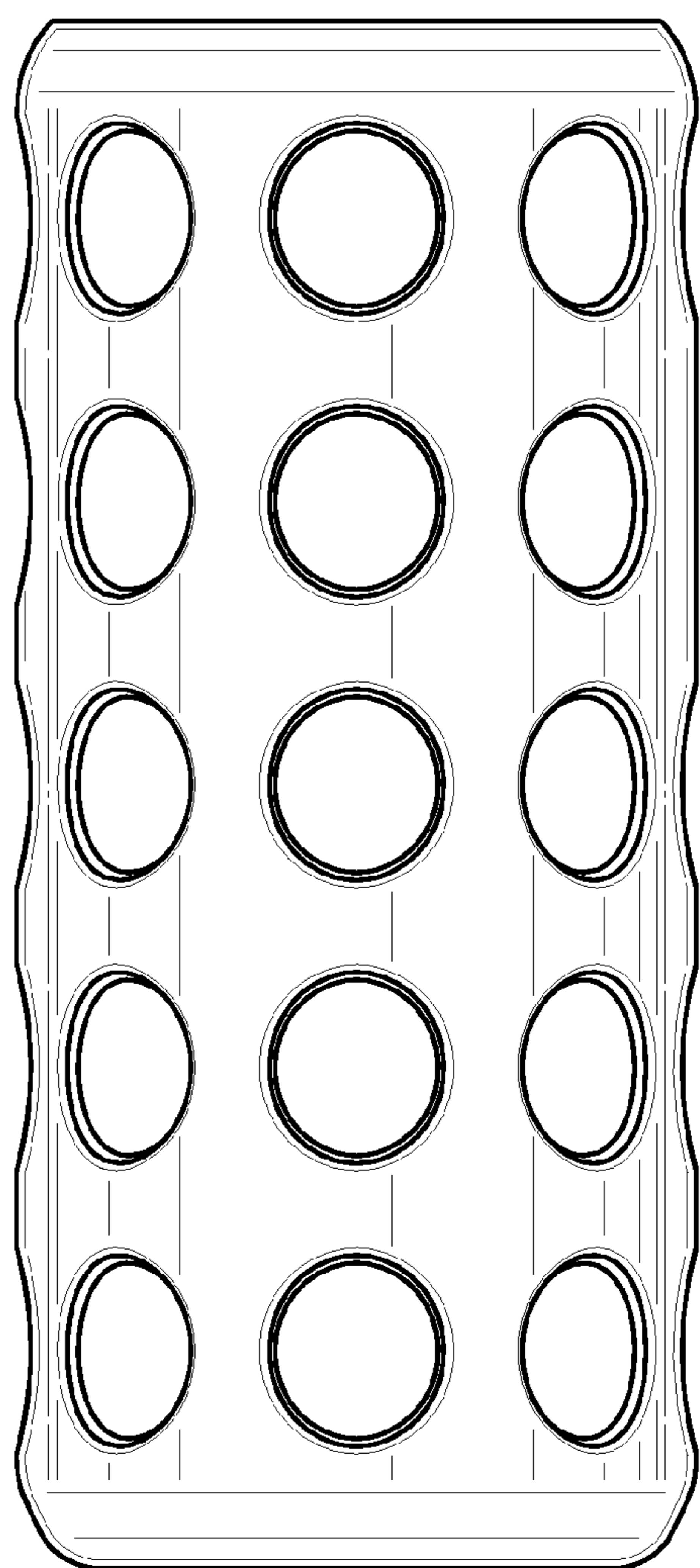


FIG. 5

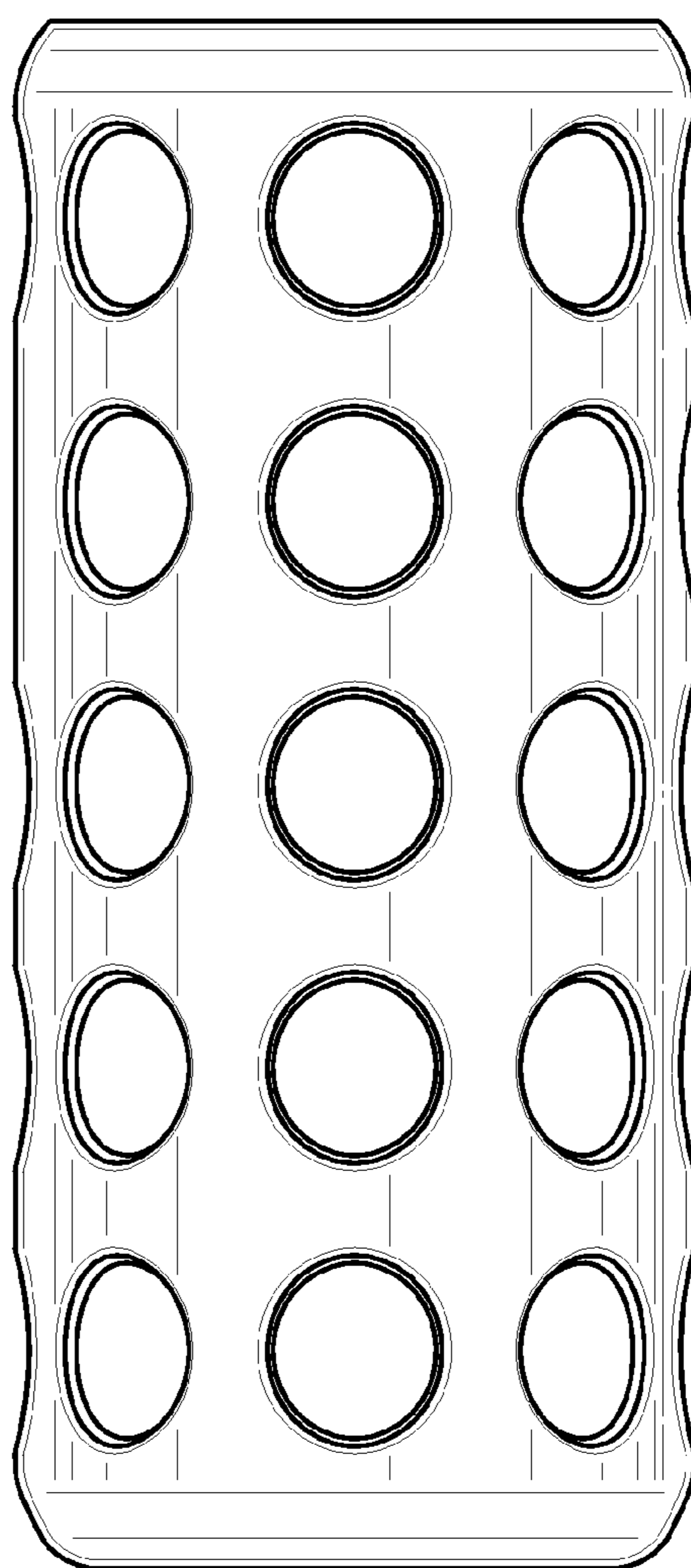


FIG. 6

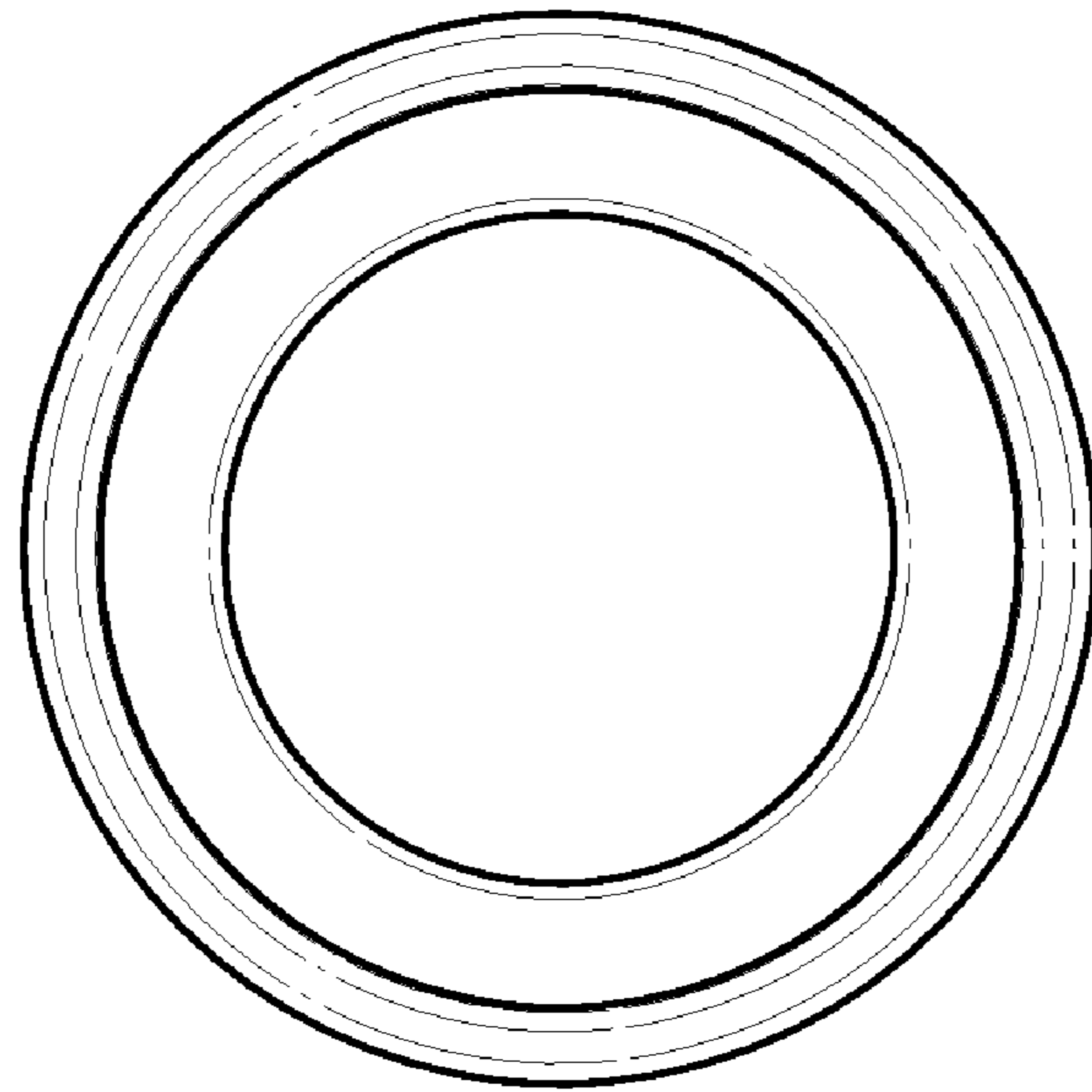


FIG. 7

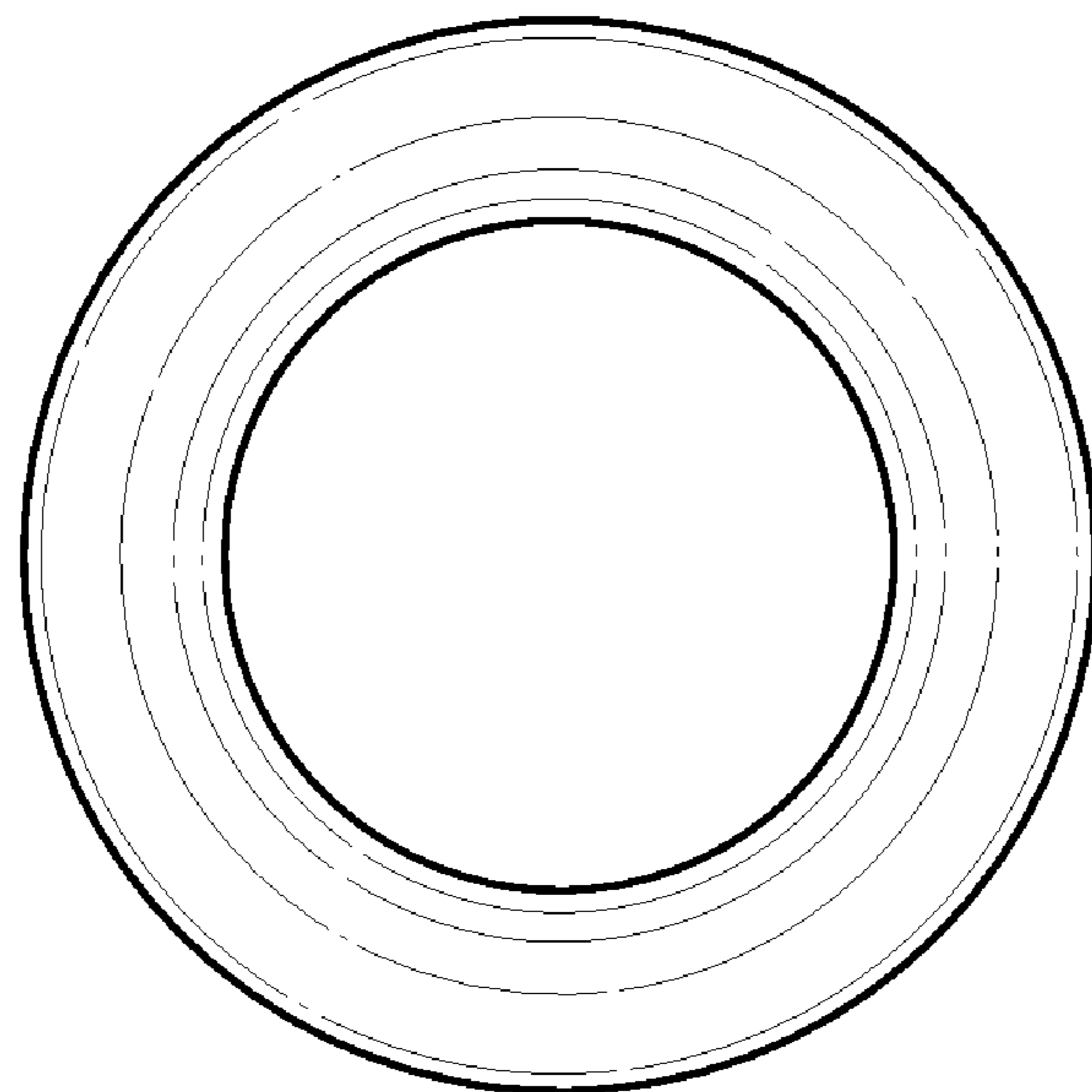


FIG. 8

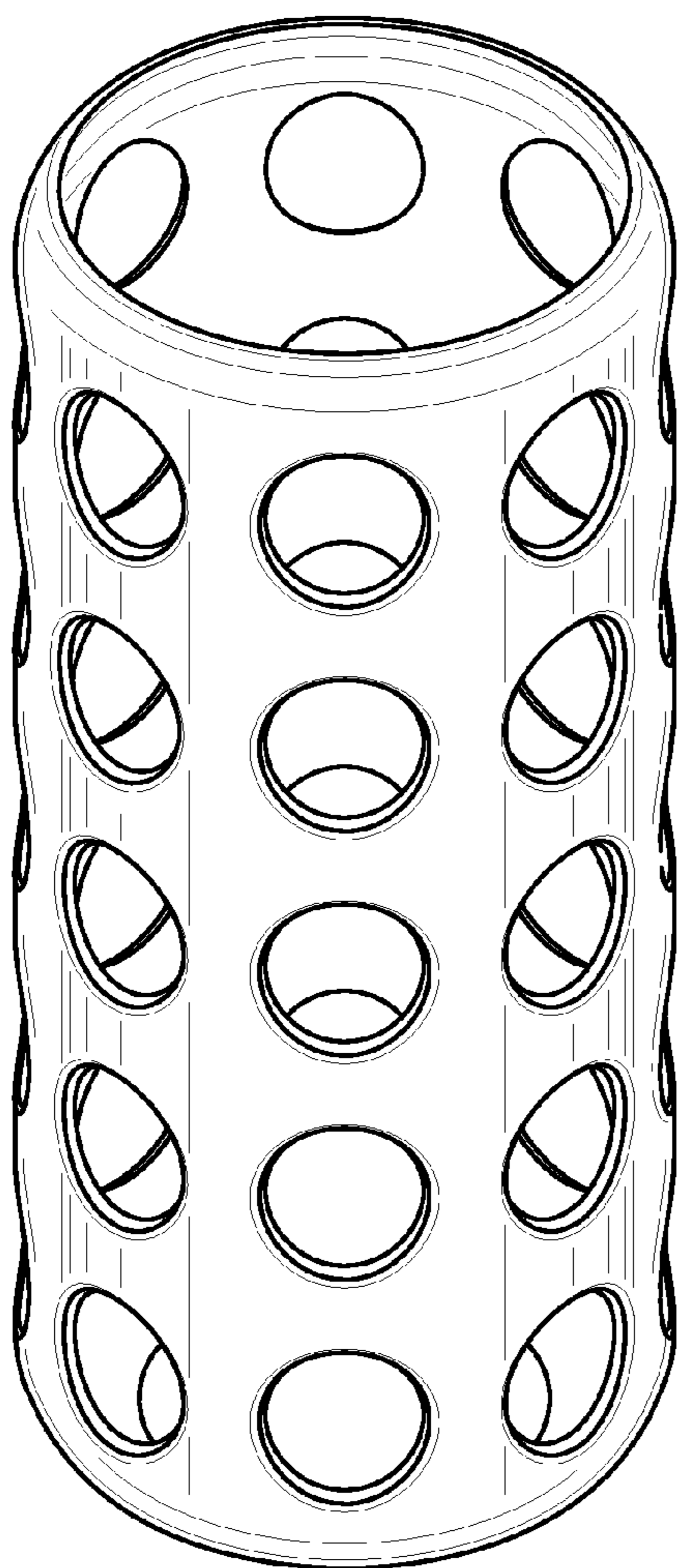


FIG. 9

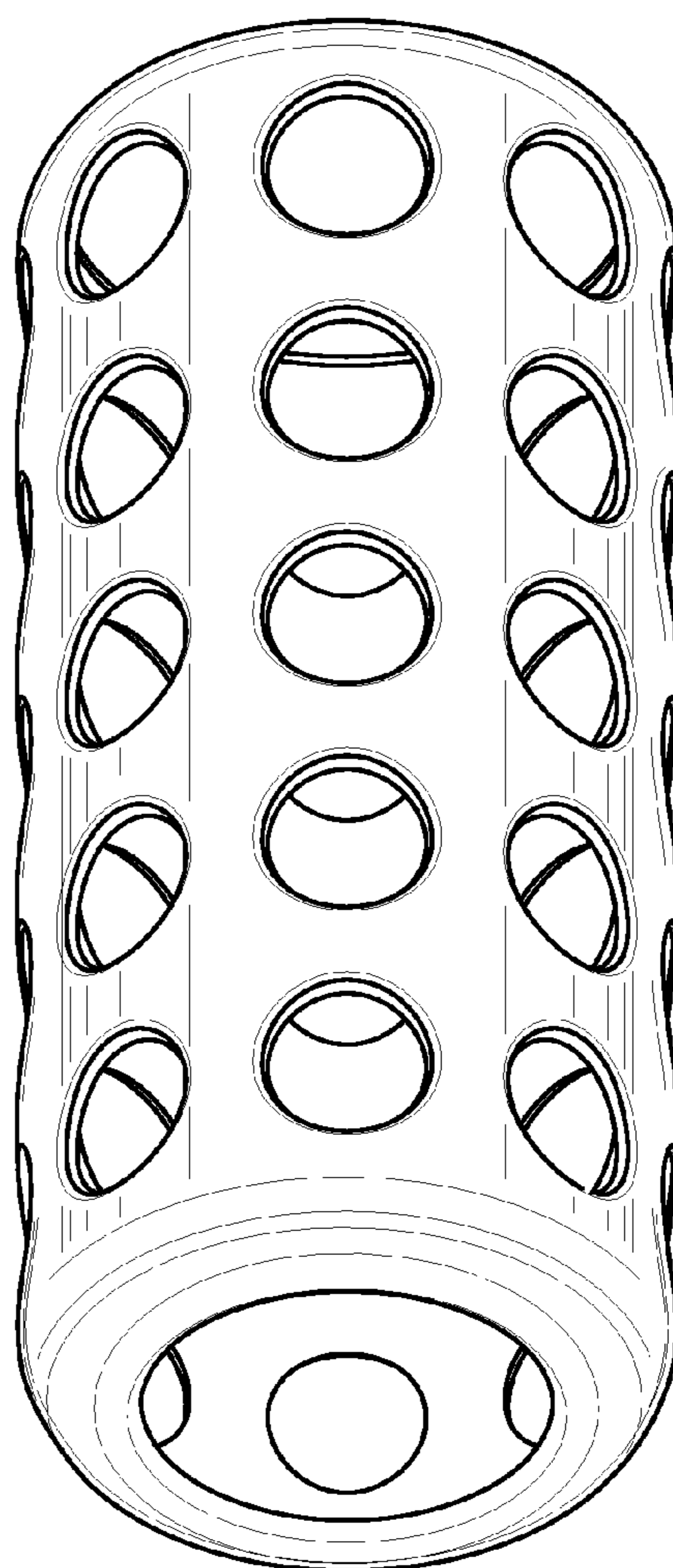


FIG. 10

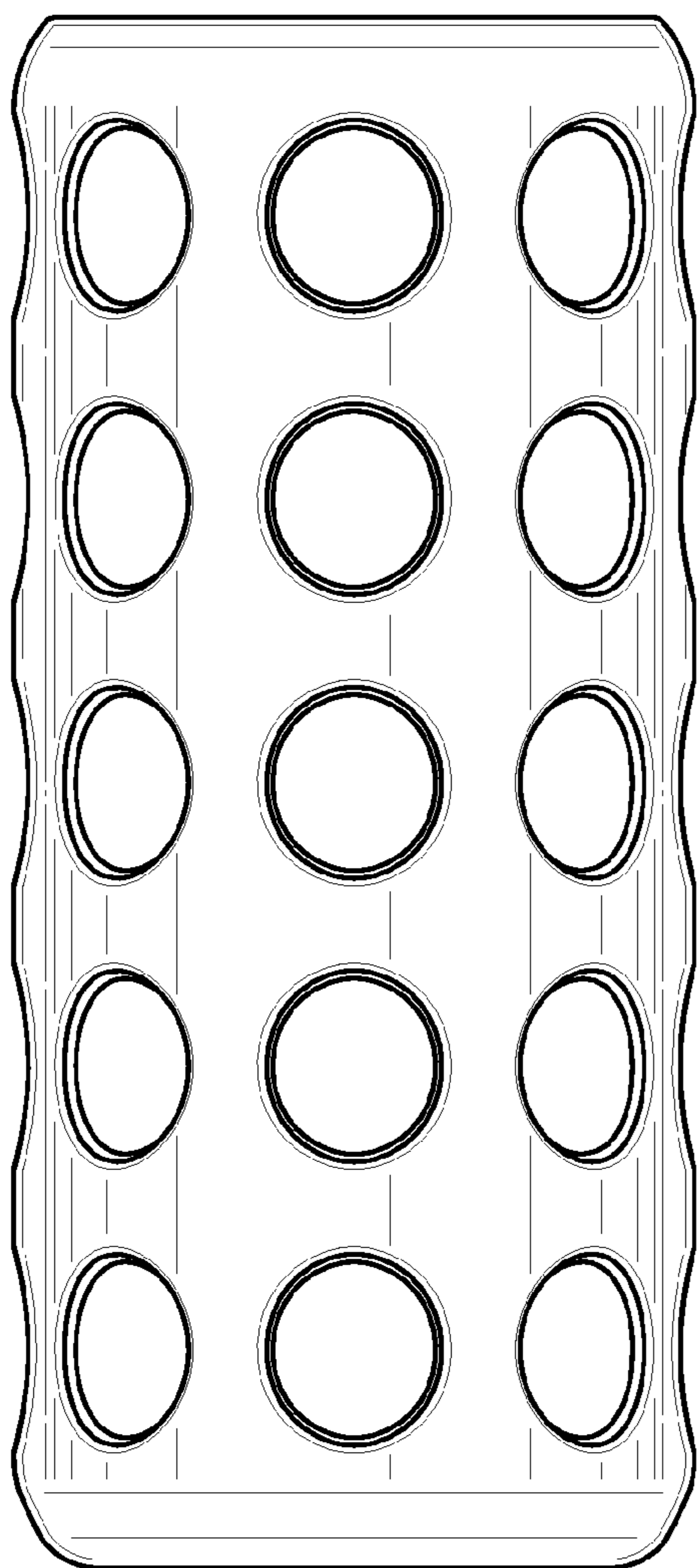


FIG. 11

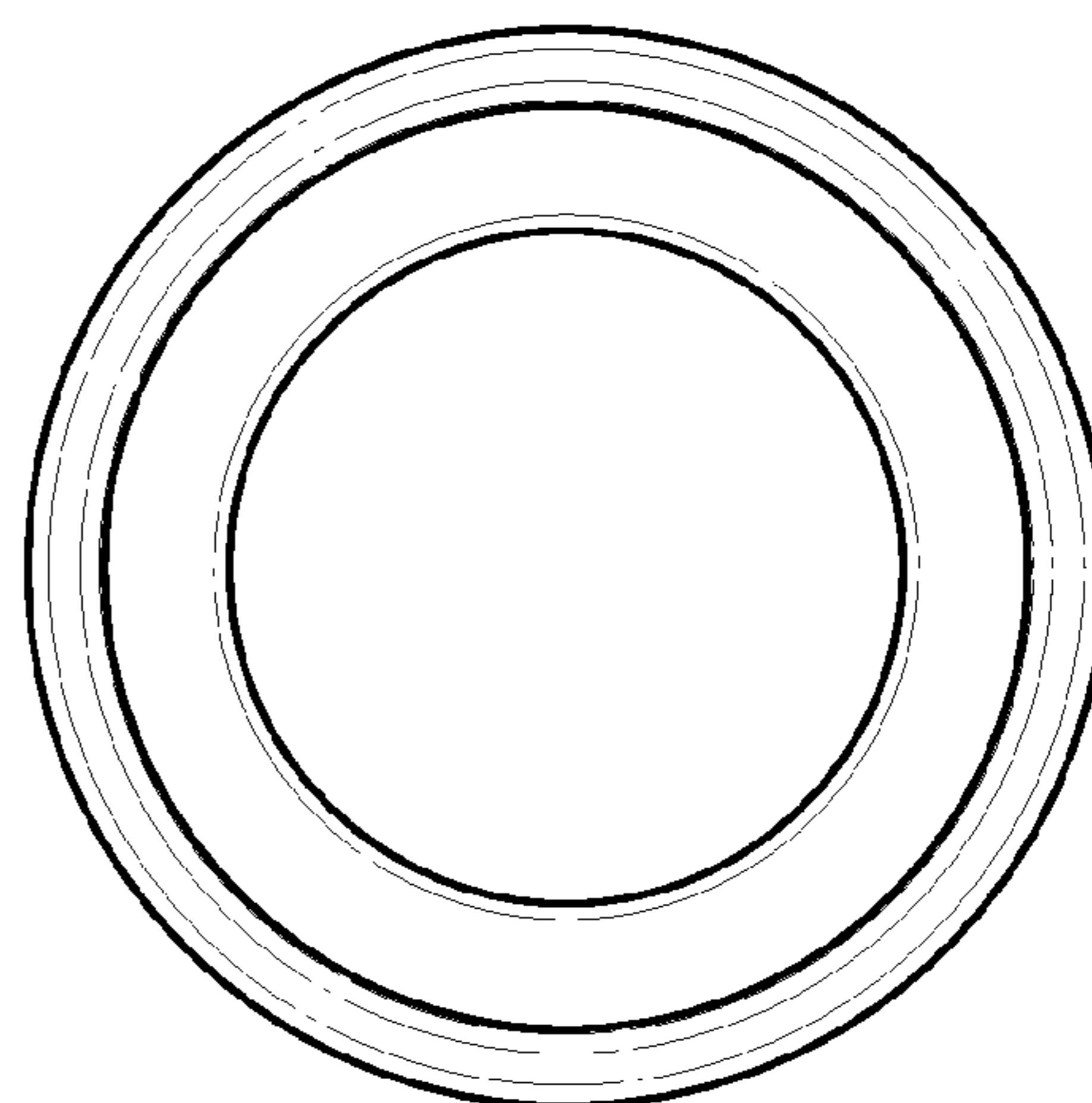


FIG. 12

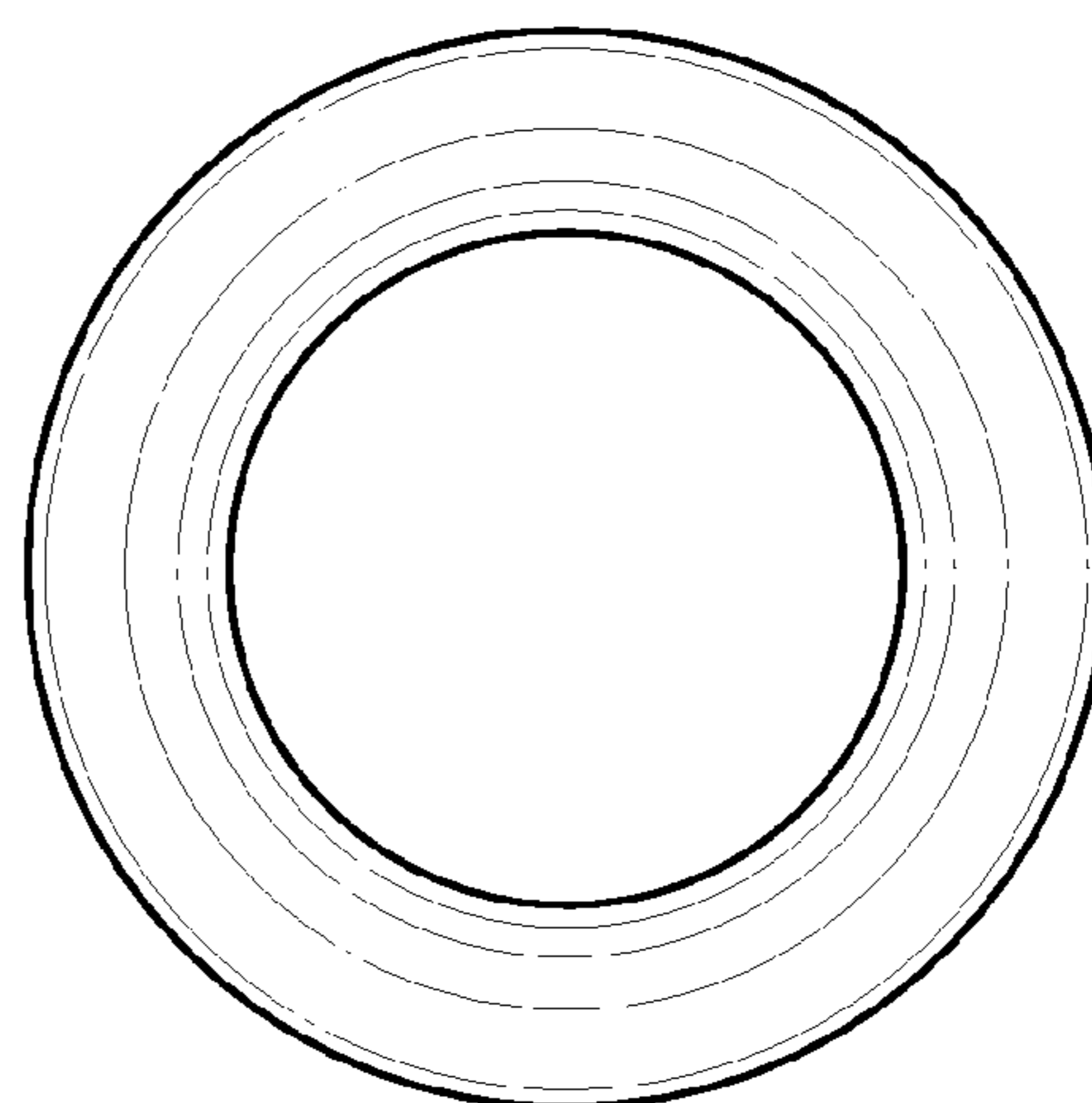


FIG. 13