



US00D629249S

(12) **United States Design Patent**
Snyker

(10) **Patent No.:** **US D629,249 S**

(45) **Date of Patent:** **** Dec. 21, 2010**

(54) **UTENSIL HANDLE**

(75) Inventor: **Mark Snyker**, Brookfield, WI (US)

(73) Assignee: **Tailor Made Products, Inc.**,
Oconomowoc, WI (US)

(**) Term: **14 Years**

(21) Appl. No.: **29/334,829**

(22) Filed: **Apr. 2, 2009**

(51) **LOC (9) Cl.** **07-02**

(52) **U.S. Cl.** **D7/401.2; D7/395**

(58) **Field of Classification Search** D4/129,
D4/138; D7/354-361, 368, 393-395, 401.2,
D7/642-646, 649-654, 660-664, 669, 675-676,
D7/683, 688-692, 695-696; D8/107, 300,
D8/307; 30/137, 141-143, 147-150, 322-327,
30/329, 340, 342-344; 220/573.1-573.5,
220/752-759, 912; 416/70 R
See application file for complete search history.

(56) **References Cited**

U.S. PATENT DOCUMENTS

5,005,294	A	*	4/1991	Roberts et al.	30/324
D411,411	S	*	6/1999	Pedrini	D7/395
D424,872	S	*	5/2000	Suero et al.	D7/401.2
D448,973	S	*	10/2001	Hay et al.	D7/395
D463,714	S	*	10/2002	Munari	D7/395
D508,371	S	*	8/2005	Campbell	D7/395

D545,612	S	*	7/2007	Wasserman et al.	D7/354
D555,425	S	*	11/2007	Rae	D7/395
D560,427	S	*	1/2008	Prakasa	D7/395
D564,293	S	*	3/2008	Wasserman et al.	D7/395
D569,682	S	*	5/2008	Prakasa	D7/393
D581,729	S	*	12/2008	Rico	D7/395
D593,794	S	*	6/2009	Rae	D7/395

* cited by examiner

Primary Examiner—Ricky Pham

(74) *Attorney, Agent, or Firm*—Quarles & Brady LLP

(57) **CLAIM**

The ornamental design for a utensil handle, as shown and described.

DESCRIPTION

FIG. 1 is a front, top perspective view of a utensil handle showing my new design;

FIG. 2 is a top view of the utensil handle of FIG. 1;

FIG. 3 is a bottom view of the utensil handle of FIG. 1;

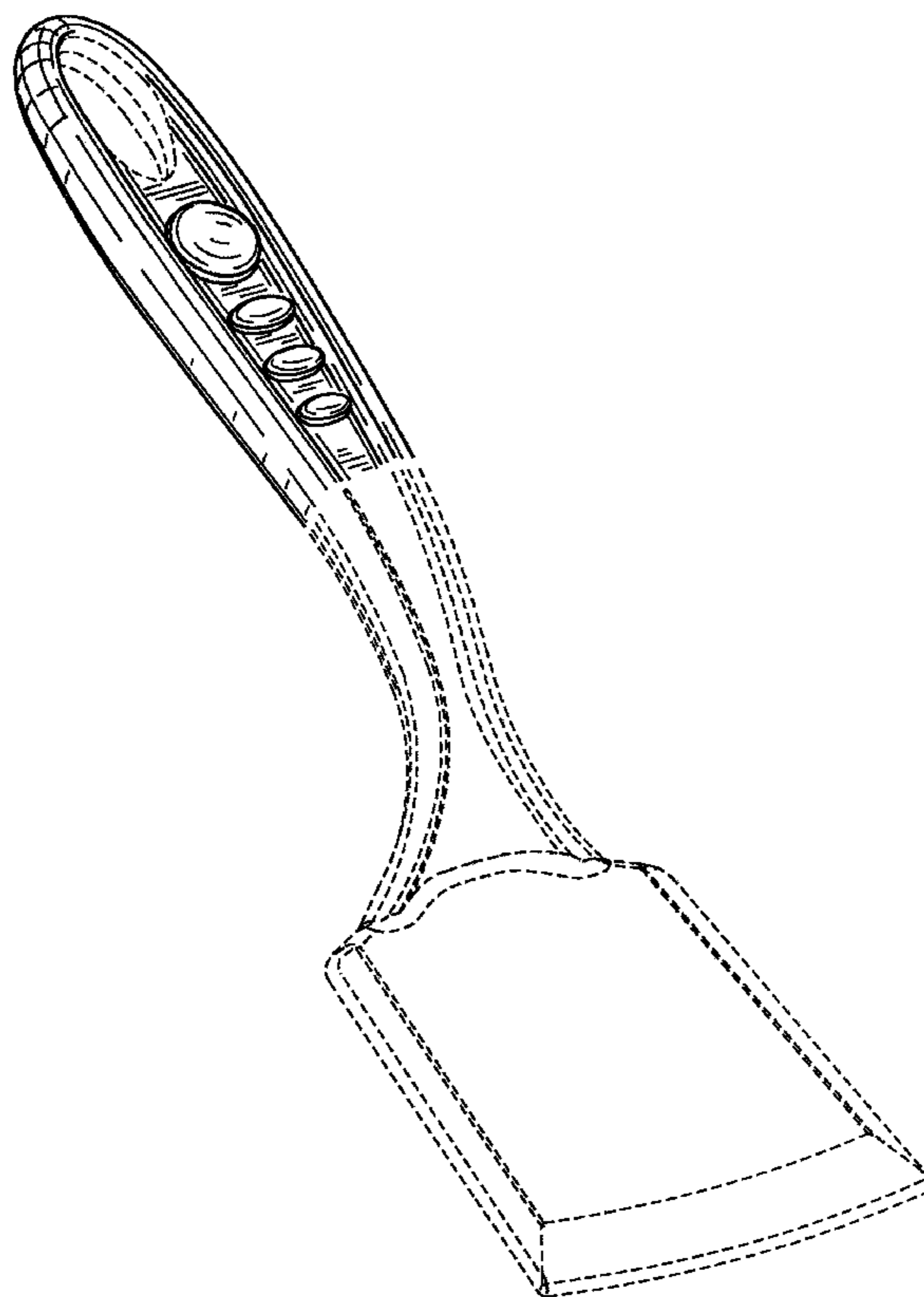
FIG. 4 is a side elevation view of the utensil handle of FIG. 1;

FIG. 5 is a rear view of the utensil handle of FIG. 1; and,

FIG. 6 is a front view of the utensil handle of FIG. 1.

The broken line representations of items in FIGS. 1-6 are for purposes of illustration only, and form no part of the claimed design.

1 Claim, 4 Drawing Sheets



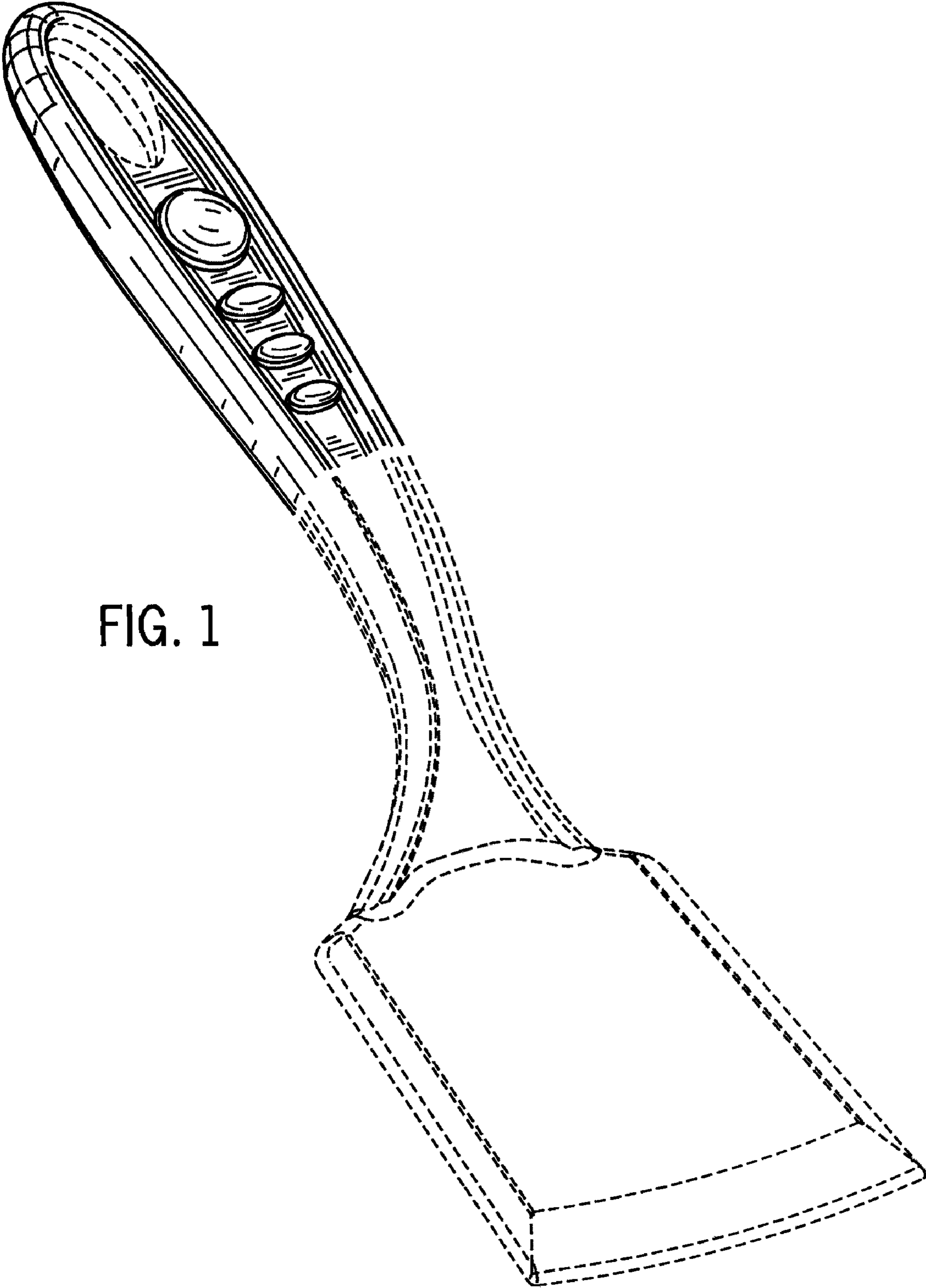


FIG. 1

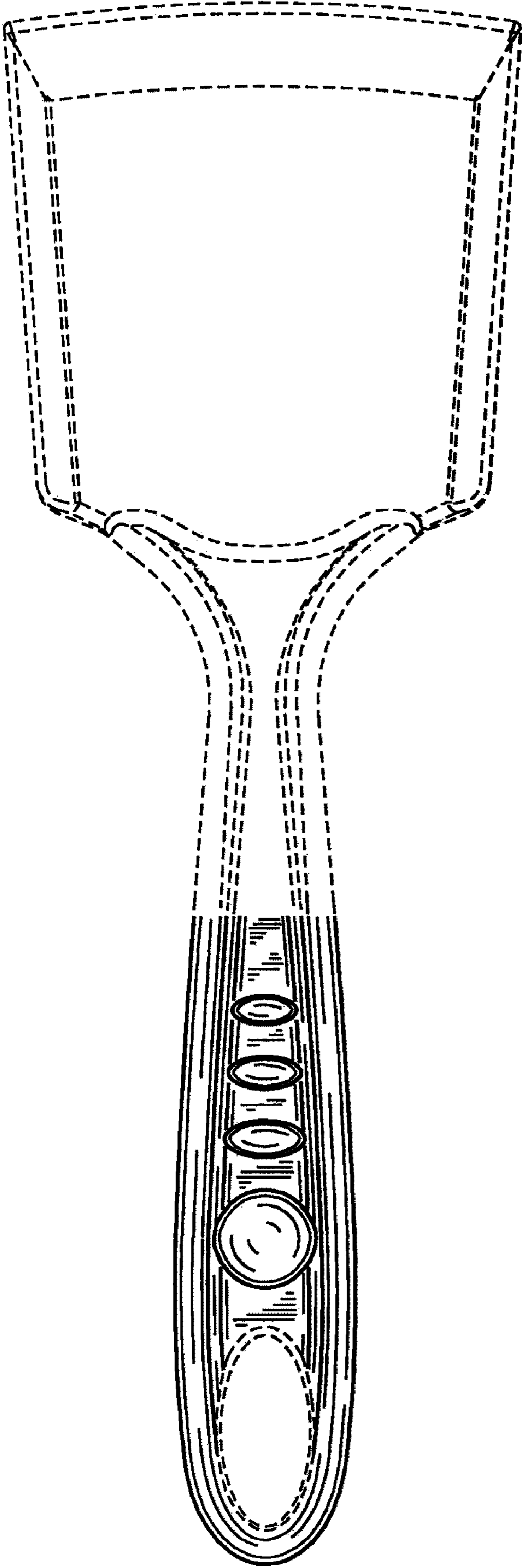


FIG. 2

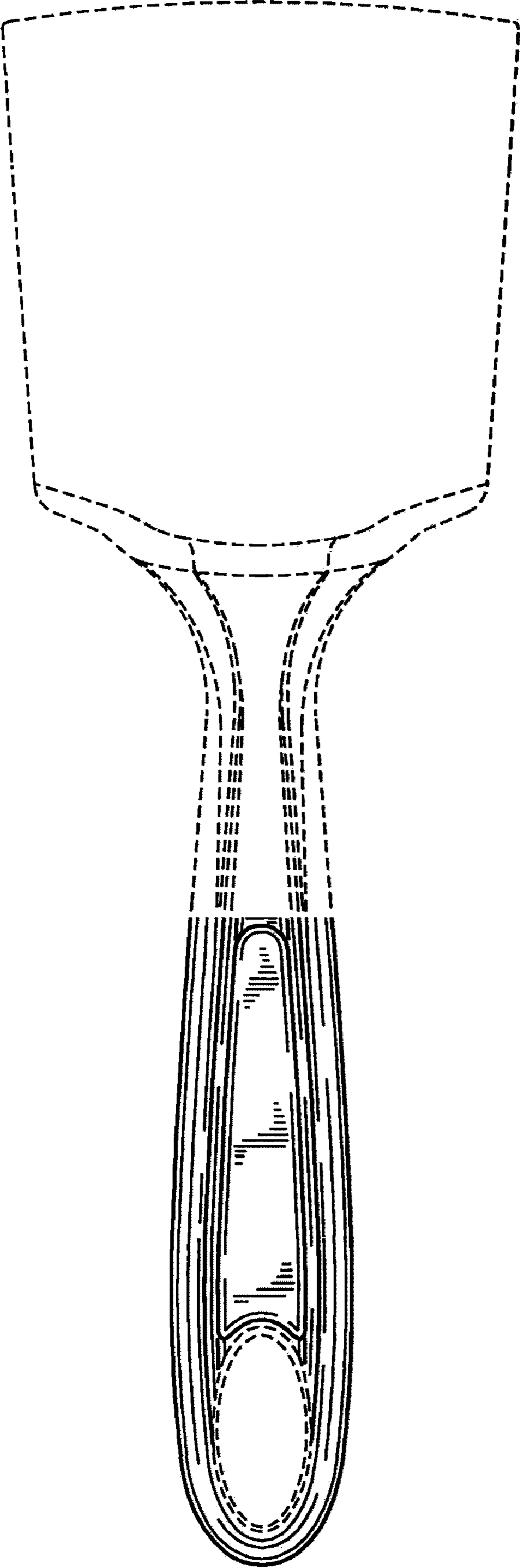


FIG. 3

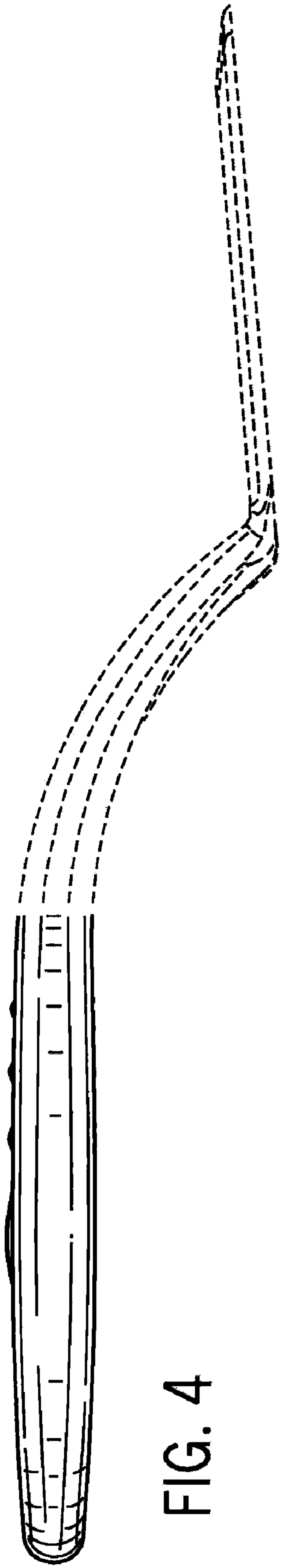


FIG. 4

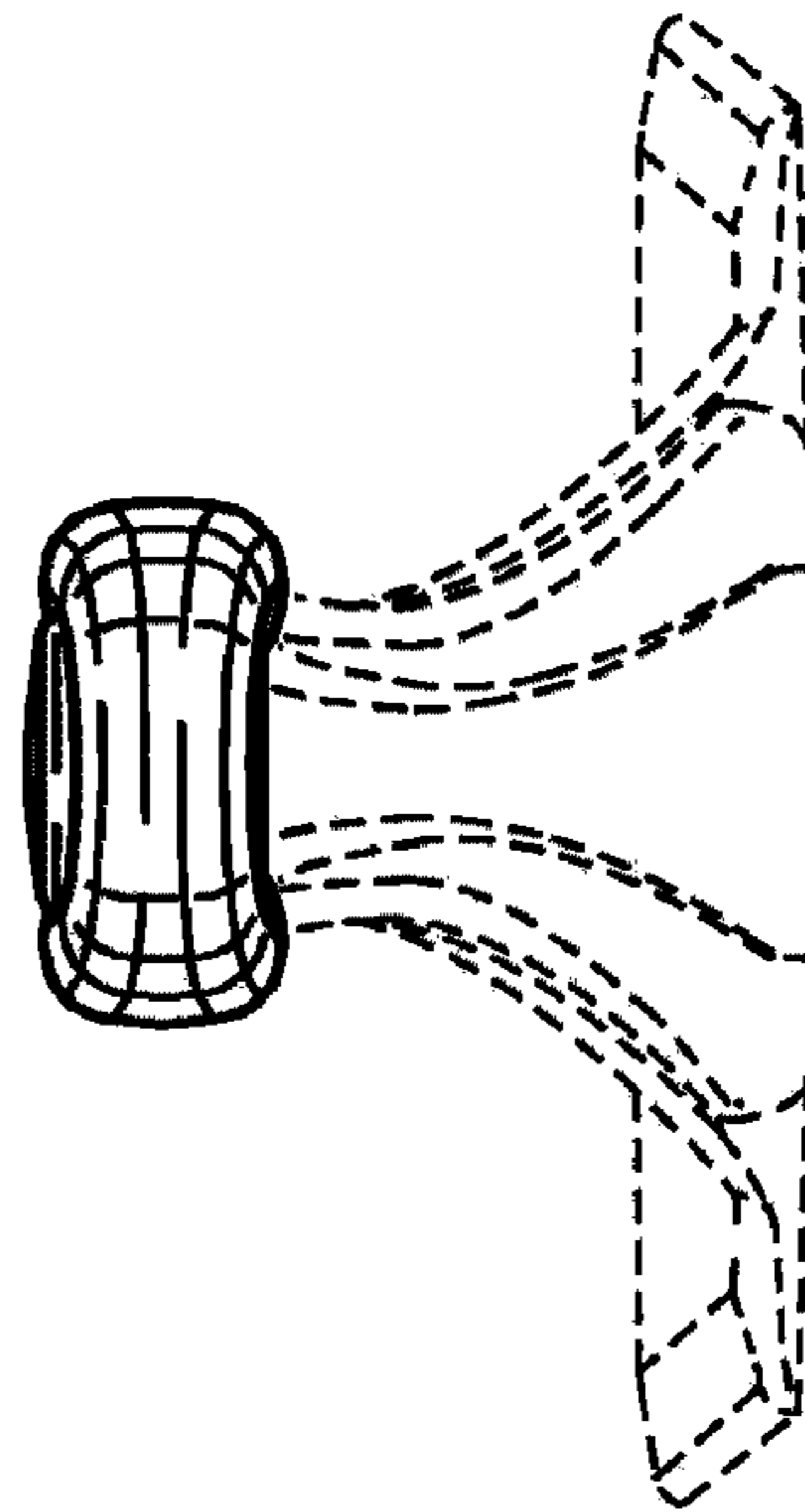


FIG. 5

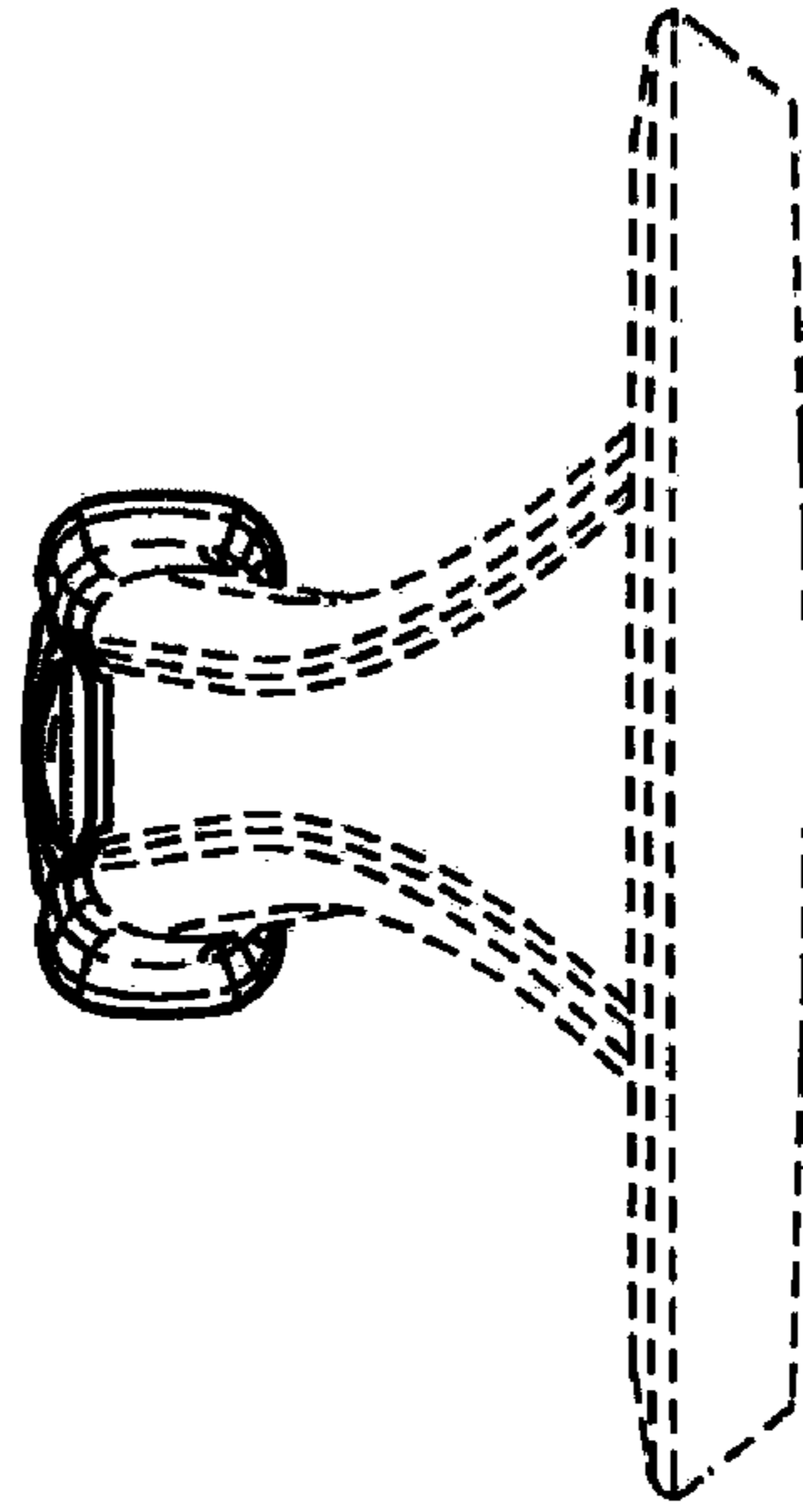


FIG. 6