



US00D629241S

(12) **United States Design Patent**
Romero

(10) **Patent No.:** **US D629,241 S**
(45) **Date of Patent:** **** Dec. 21, 2010**

(54) **RECONFIGURABLE PILLOW**

(76) **Inventor:** **Gonzalo Romero**, 12052 Creekberd Dr.,
Reston, VA (US) 20194

(**) **Term:** **14 Years**

(21) **Appl. No.:** **29/347,211**

(22) **Filed:** **Oct. 27, 2009**

(51) **LOC (9) Cl.** **06-09**

(52) **U.S. Cl.** **D6/601**

(58) **Field of Classification Search** D6/595-601,
D6/604; 5/630-632, 636-639, 644, 645.652,
5/655.9, 710, 722, 735; D21/803, 809; D24/183;
128/845; 297/219.1, 284.5

See application file for complete search history.

(56) **References Cited**

U.S. PATENT DOCUMENTS

D25,786	S *	7/1896	Stoll	D24/183
595,734	A *	12/1897	Rand et al.	5/710
682,871	A	9/1901	Meinecke		
D35,497	S *	12/1901	Meinecke	D6/604
1,447,288	A *	3/1923	Emmerich	5/645
2,013,481	A *	9/1935	Stonehill	5/640
2,667,915	A *	2/1954	Pfeffer et al.	5/636
2,765,480	A	10/1956	Mueller		
3,276,046	A	10/1966	Calelli		
3,761,131	A *	9/1973	Oliver	297/452.16
3,848,281	A	11/1974	Mathews		
D261,681	S *	11/1981	Chandler	D24/183
4,375,112	A *	3/1983	Leonhart	5/639
D282,036	S *	1/1986	Ritchie et al.	D6/601
4,738,488	A	4/1988	Camelio		
D298,198	S *	10/1988	O'Sullivan	D6/601
4,959,880	A	10/1990	Tesch		
5,363,523	A	11/1994	Blackburn		
5,697,112	A	12/1997	Colavito et al.		
5,839,138	A	11/1998	Weidman et al.		
5,987,676	A	11/1999	Littleford et al.		
6,009,577	A	1/2000	Day		
6,023,798	A	2/2000	Hui		
6,347,421	B1	2/2002	D'Emilio		
6,409,694	B1	6/2002	Bugarin		

6,581,229	B2 *	6/2003	Bernstein	5/722
D509,693	S *	9/2005	Wiltberger	D6/601
7,114,776	B1 *	10/2006	Wiltberger	297/284.5
7,252,330	B2	8/2007	Lincoln		
D583,180	S *	12/2008	Haile	D6/601

(Continued)

Primary Examiner—Mary Ann Calabrese

(74) *Attorney, Agent, or Firm*—Staas & Halsey LLP

(57) **CLAIM**

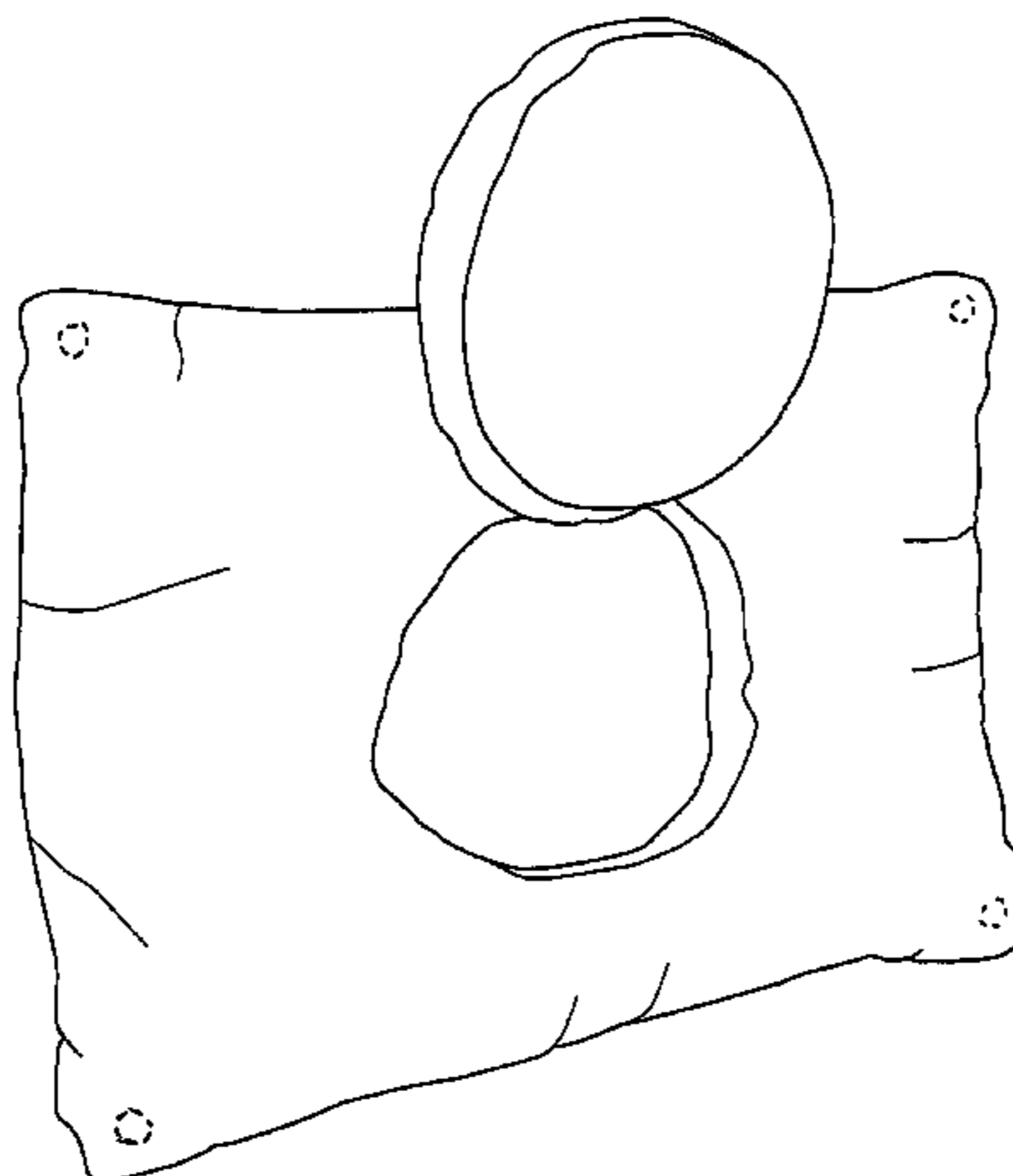
The ornamental design for a reconfigurable pillow, as shown and described.

DESCRIPTION

FIG. 1 is a perspective view of the reconfigurable pillow according to my design, including an insert attached thereto; FIG. 2 is a top view of the reconfigurable pillow with the insert received in a center of the reconfigurable pillow; FIG. 3 is a perspective view of the reconfigurable pillow with the insert received in the center of the reconfigurable pillow; FIG. 4 is another perspective view of the folded reconfigurable pillow in use against a user's neck with the insert extending along the user's back; FIG. 5 is another perspective view of the folded reconfigurable pillow in use against a user's neck with the insert extending along the user's head; and, FIG. 6 is another perspective view of the folded reconfigurable pillow in use against a user's neck with the insert extending along the user's head.

The broken lines are for the purpose of illustrating the fasteners and environment and form no part of the claimed design.

1 Claim, 6 Drawing Sheets



US D629,241 S

Page 2

U.S. PATENT DOCUMENTS			
	2004/0173217	A1*	9/2004 Sells, II 128/845
	2005/0076443	A1	4/2005 Kruger, Jr.
D587,506 S *	3/2009 Chernev	D6/601	2008/0307580 A1* 12/2008 Spitzer 5/636
D592,753 S *	5/2009 Jacinto	D24/183	2009/0250069 A1* 10/2009 Frey 128/845
2002/0108179	A1*	8/2002 Kiser	5/654 * cited by examiner

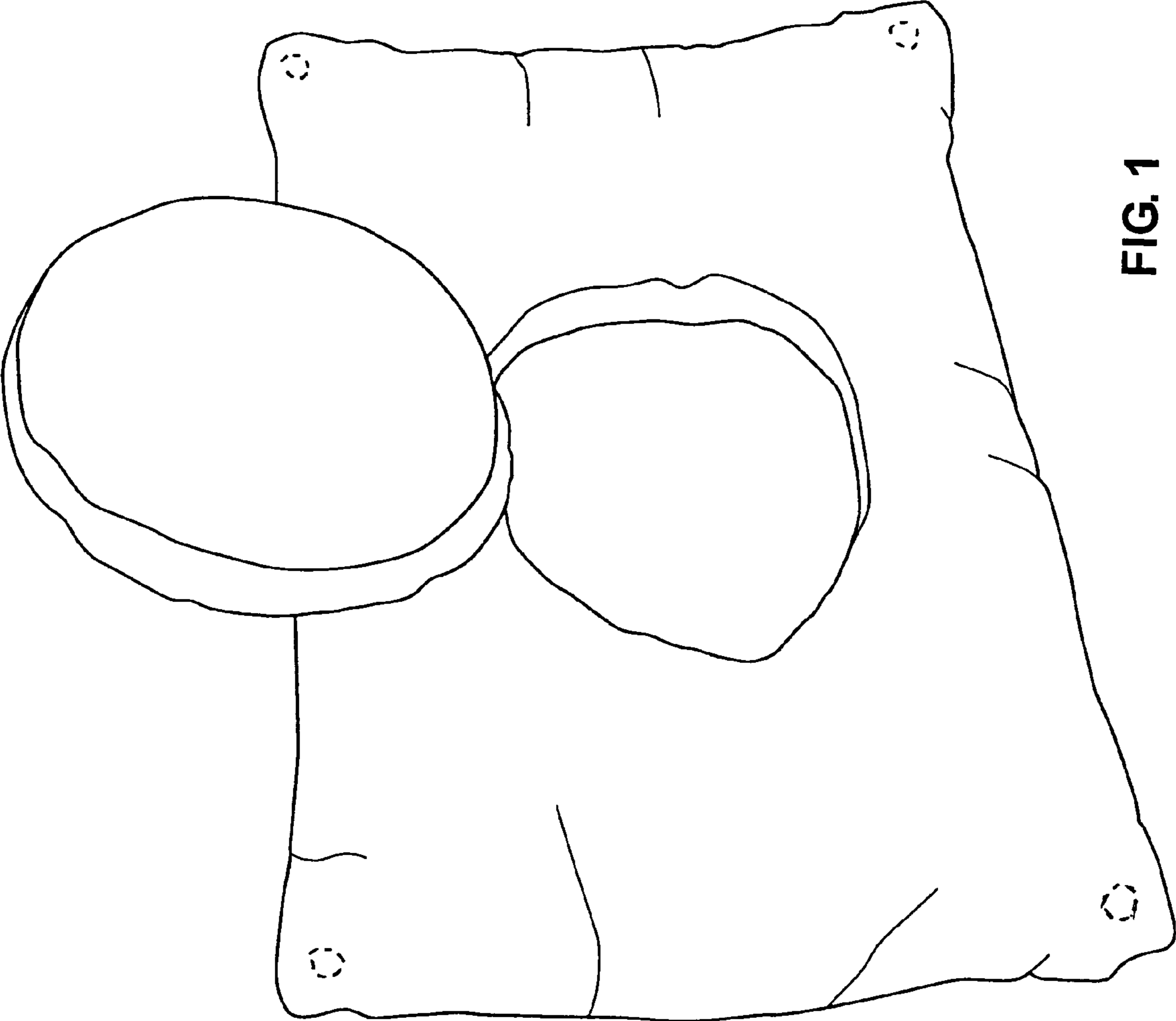


FIG. 1

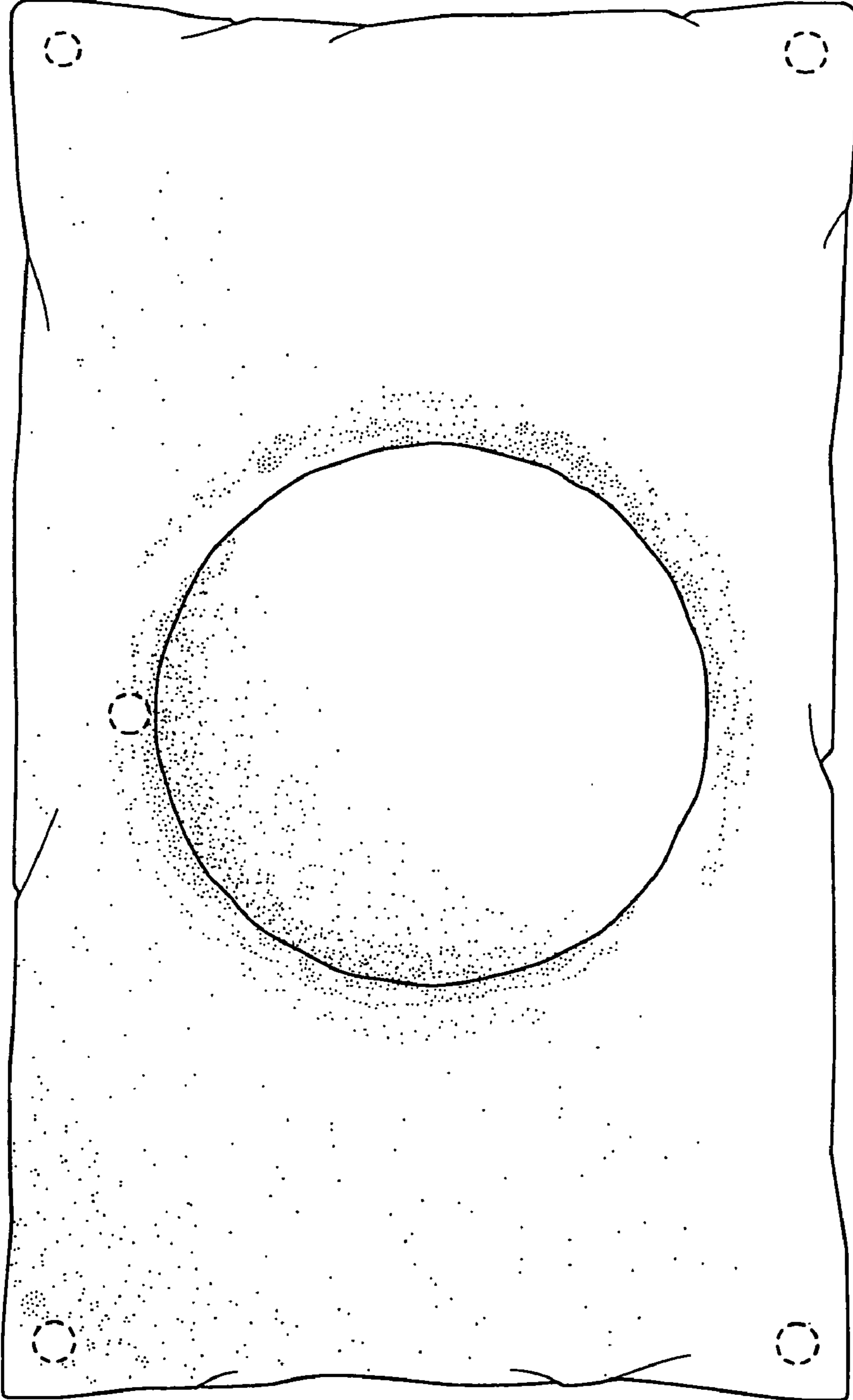


FIG. 2

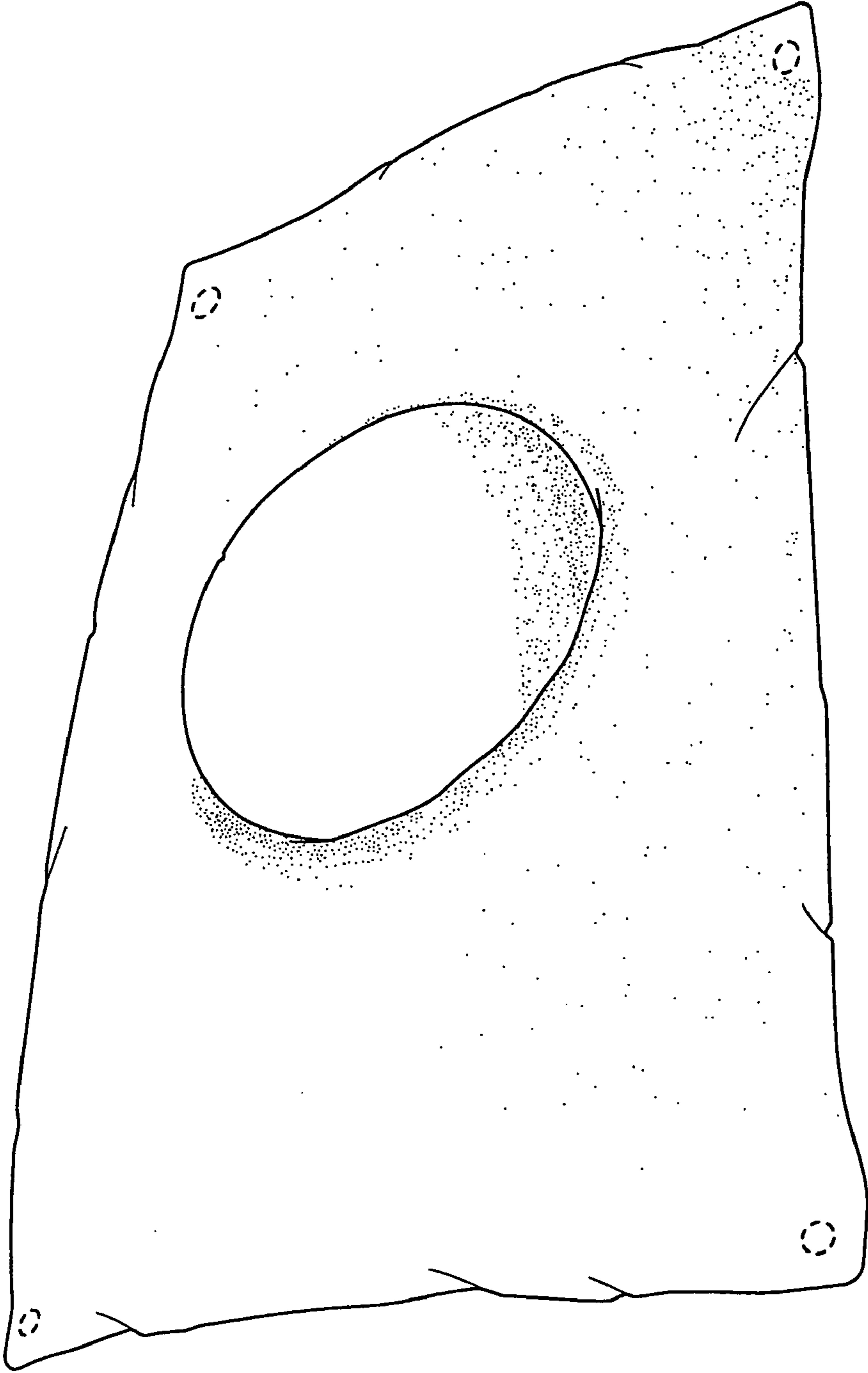


FIG. 3

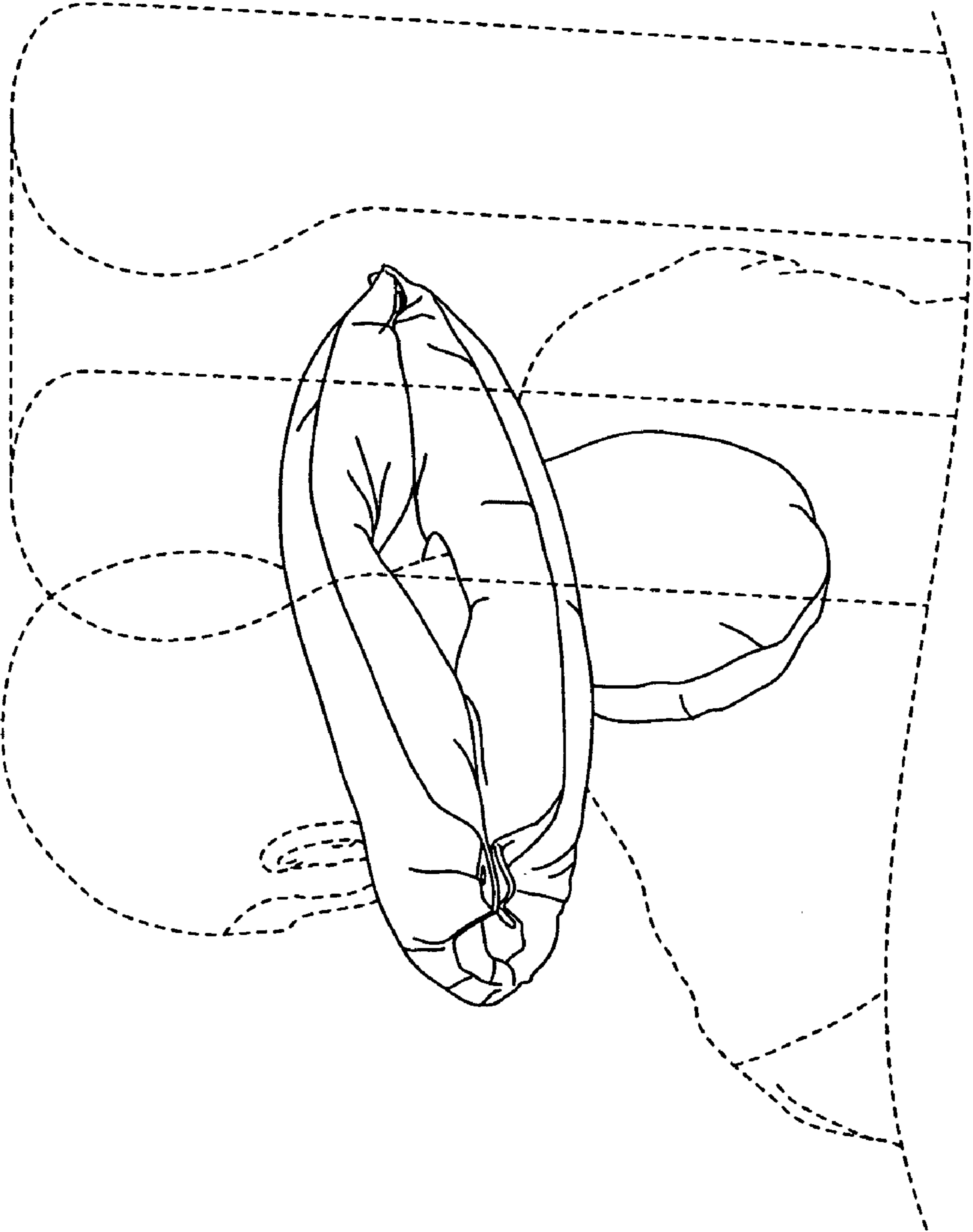


FIG. 4

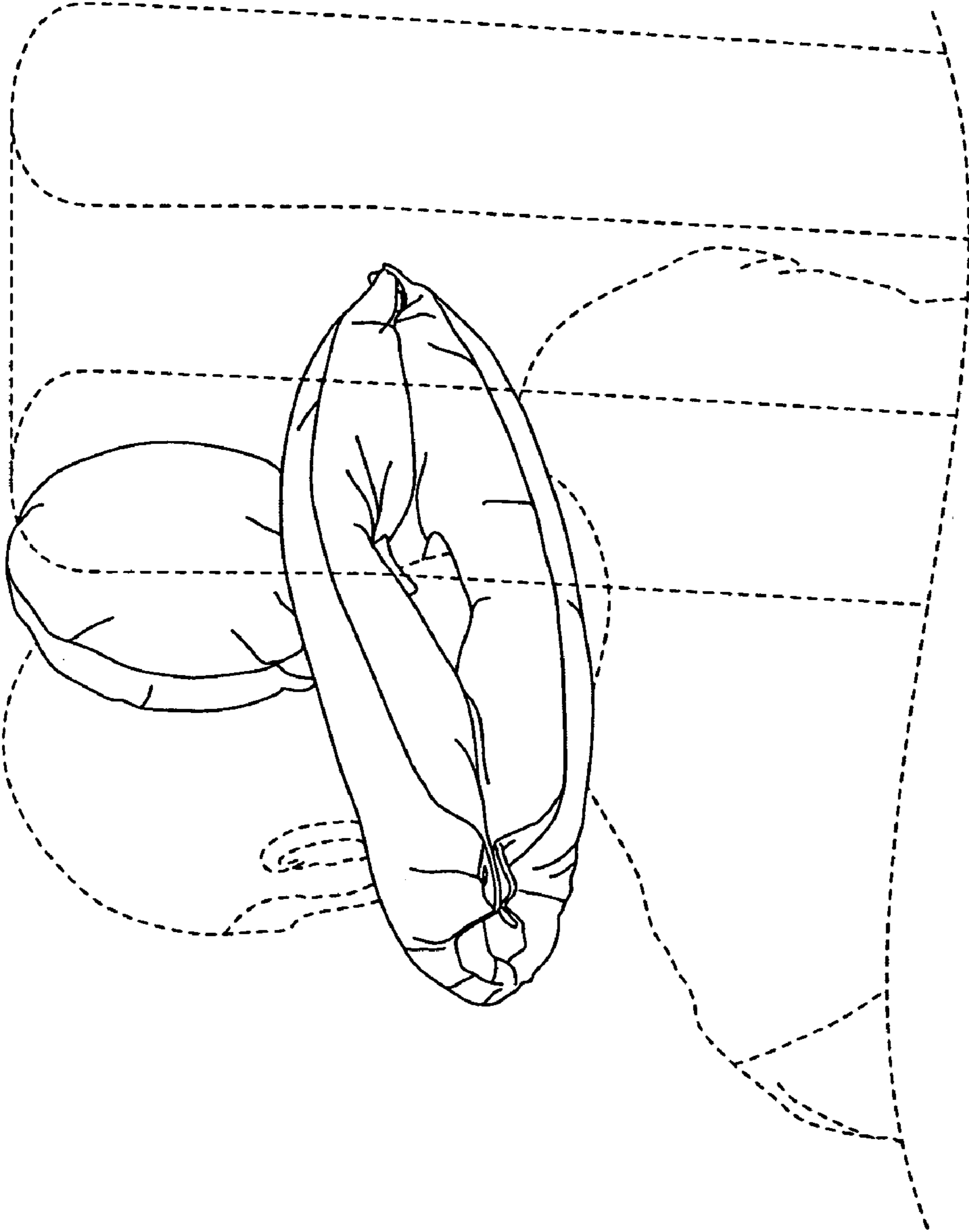


FIG. 5

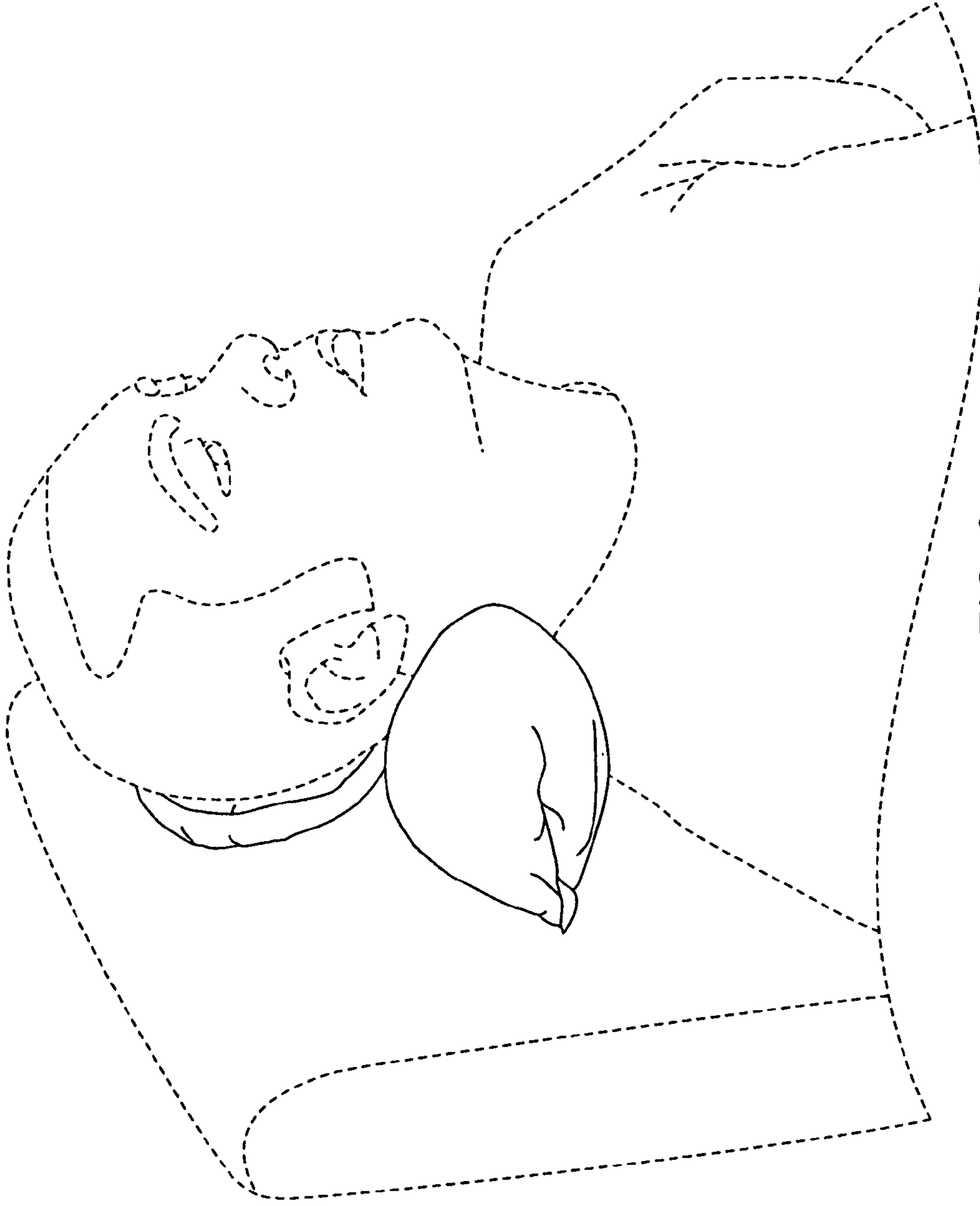


FIG. 6