



US00D629238S

(12) **United States Design Patent**
Dimitracas

(10) **Patent No.:** **US D629,238 S**

(45) **Date of Patent:** **** Dec. 21, 2010**

(54) **ANTI-SLIP MAT**

(76) **Inventor:** **Charalampos G. Dimitracas,**
Taxiarchon 7, Chaidari (GR) 124 61

(**) **Term:** **14 Years**

(21) **Appl. No.:** **29/322,863**

(22) **Filed:** **Aug. 13, 2008**

(51) **LOC (9) Cl.** **06-11**

(52) **U.S. Cl.** **D6/583**

(58) **Field of Classification Search** D6/582,
D6/583, 584, 585, 586, 587, 589, 590; 473/497;
D5/37, 41; D12/203, 579; D30/158; 119/498;
156/73.1, 293; 428/45, 172, 192; 442/32;
482/23; 15/238

See application file for complete search history.

(56) **References Cited**

U.S. PATENT DOCUMENTS

| | | | |
|--------------|---------|----------|--------------|
| 490,556 A | 1/1893 | Gerhard | |
| 544,557 A | 8/1895 | Armitage | |
| 2,466,502 A | 4/1949 | Stiller | |
| 2,471,008 A | 5/1949 | Pretty | |
| D191,435 S * | 10/1961 | Kantor | D6/583 |
| 3,251,076 A | 5/1966 | Burke | |
| 3,420,227 A | 1/1969 | Voorlas | |
| D229,000 S | 11/1973 | O'Neil | |
| D232,567 S | 8/1974 | Golden | |
| D232,995 S | 10/1974 | Molzen | |

| | | | |
|-------------------|---------|----------------|---------------|
| D238,538 S | 1/1976 | Smith | |
| D281,752 S | 12/1985 | Dickens et al. | |
| 5,437,569 A | 8/1995 | Ming | |
| 5,490,821 A | 2/1996 | Wu | |
| D388,647 S | 1/1998 | Odell | |
| D414,973 S | 10/1999 | Craft et al. | |
| D418,647 S | 1/2000 | Snell | |
| D420,636 S | 2/2000 | Grant | |
| D429,589 S | 8/2000 | Denney | |
| D514,765 S | 2/2006 | Dretzka | |
| D517,759 S | 3/2006 | Dretzka | |
| D540,095 S * | 4/2007 | Lee | D6/583 |
| D559,606 S * | 1/2008 | Snell | D6/583 |
| D559,607 S | 1/2008 | Snell | |
| D586,601 S * | 2/2009 | Robbins, III | D6/583 |
| 2003/0181269 A1 * | 9/2003 | Griffin | 473/497 |

* cited by examiner

Primary Examiner—Robert M Spear

Assistant Examiner—Barbara B Lohr

(74) *Attorney, Agent, or Firm*—Christopher & Weisberg, P.A.

(57) **CLAIM**

The ornamental design for an anti-slip mat, as shown.

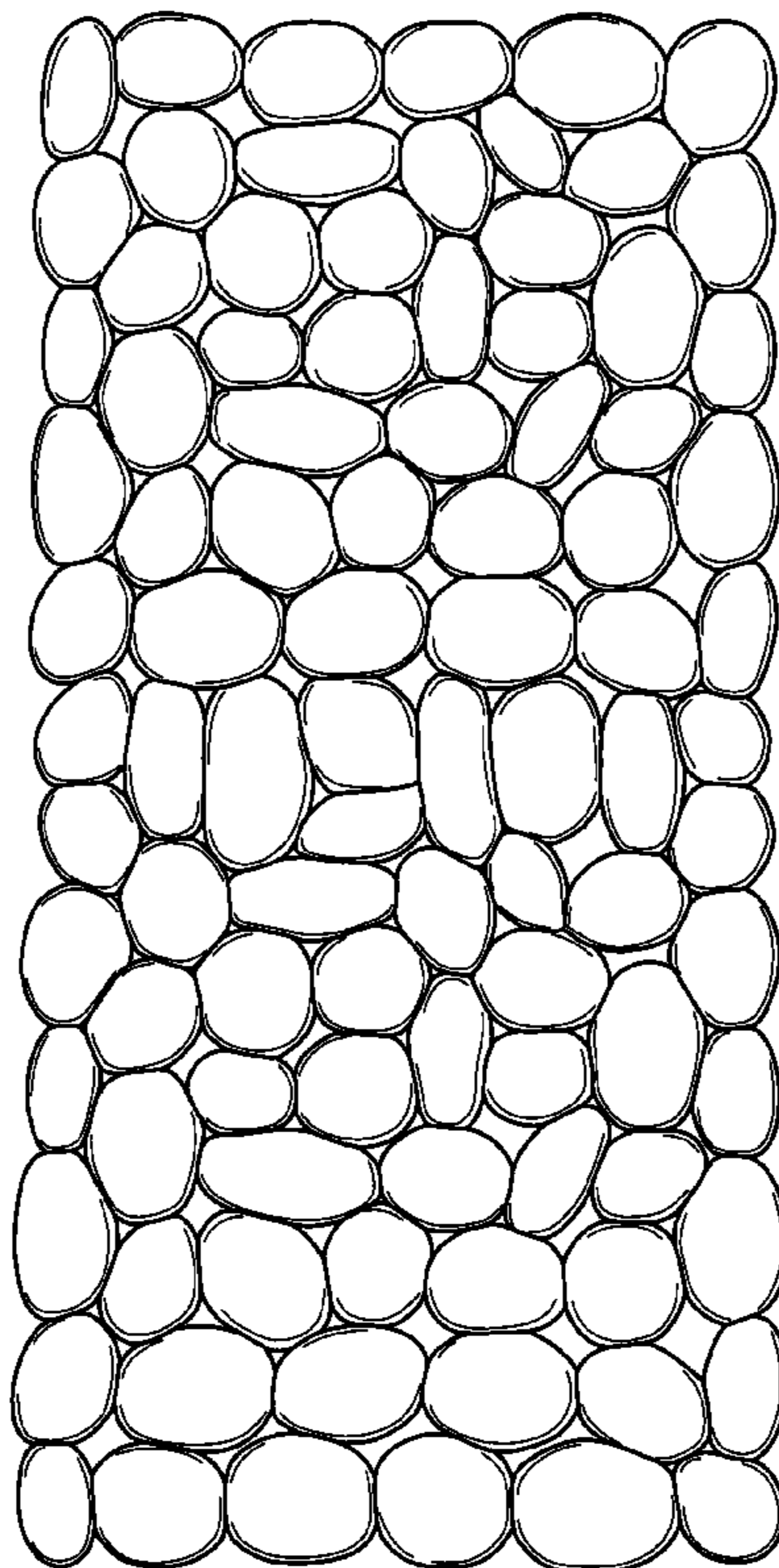
DESCRIPTION

FIG. 1 is top view of the anti-slip mat; and,

FIG. 2 is a bottom view of the anti-slip mat.

The broken lines in the drawing depict environmental subject matter only and form no part of the claimed design.

1 Claim, 2 Drawing Sheets



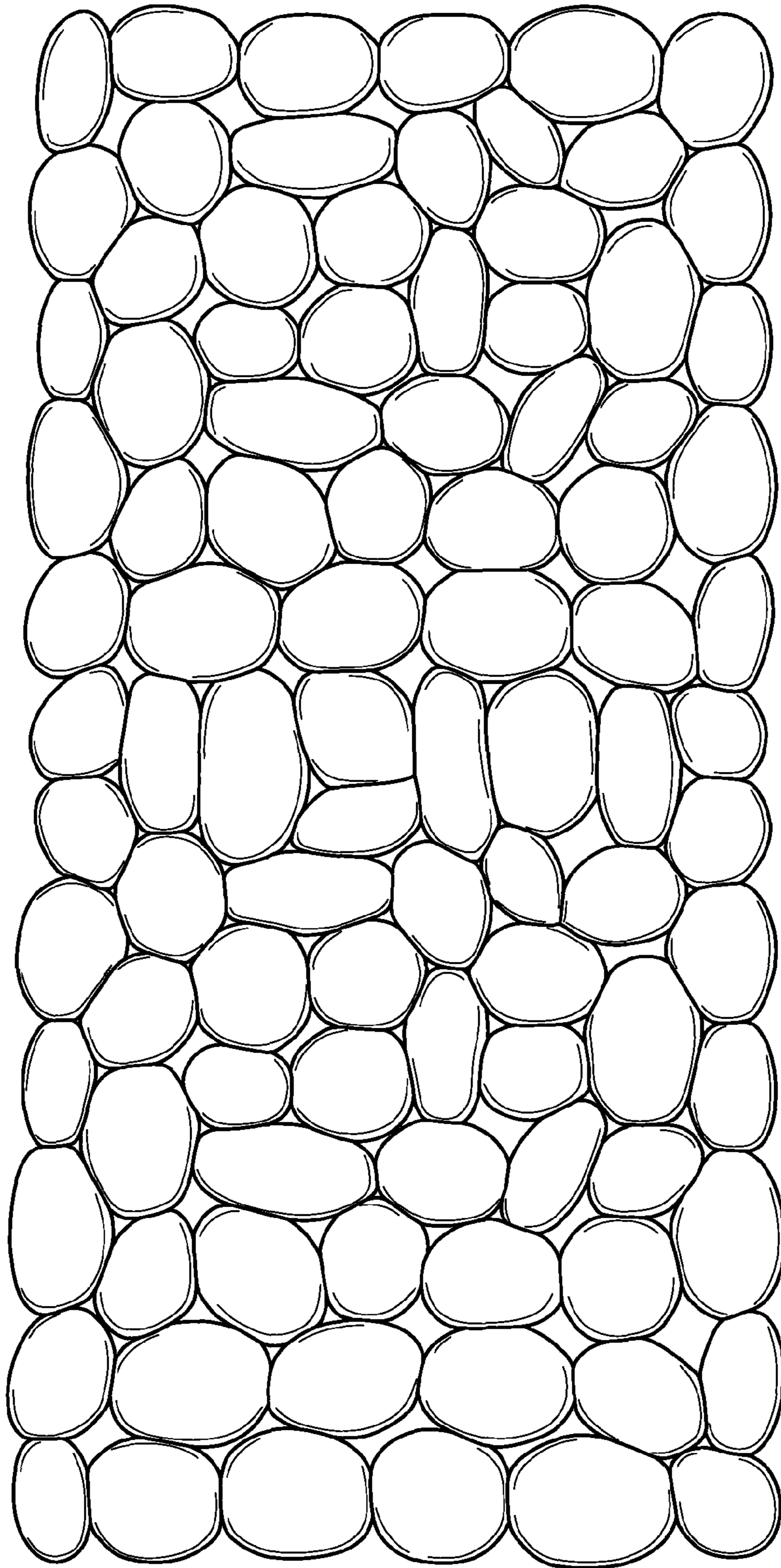


FIG. 1

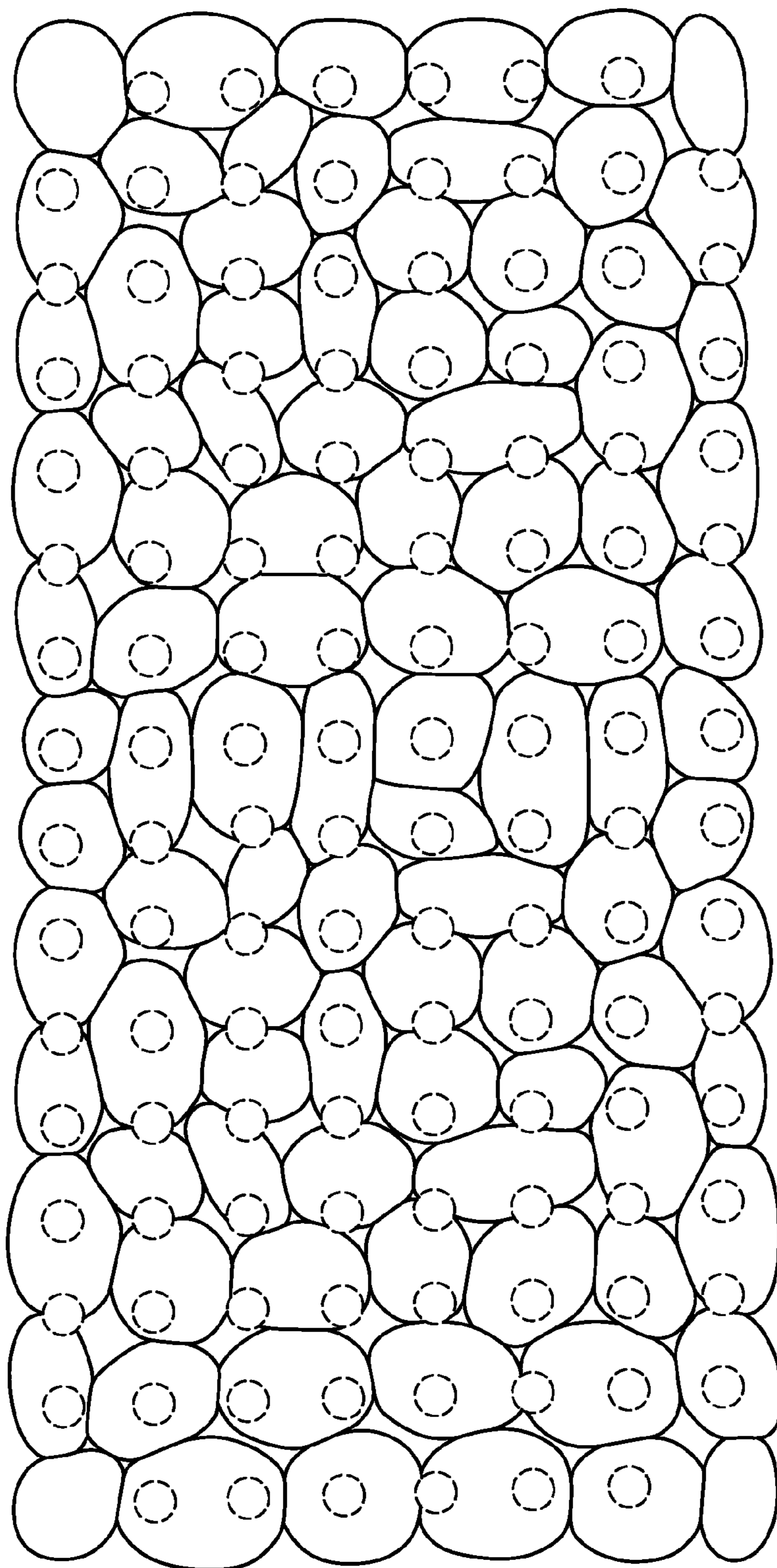


FIG. 2