



US00D629231S

(12) **United States Design Patent**
Schmitt

(10) **Patent No.:** **US D629,231 S**

(45) **Date of Patent:** **** Dec. 21, 2010**

(54) **CHINA CABINET/BUFFET**

D468,937 S 1/2003 Berry, Jr. et al.

D469,624 S 2/2003 Vaaler

(75) Inventor: **Jack Schmitt**, San Juan Capistrano, CA
(US)

D469,631 S 2/2003 Vaaler

D469,986 S 2/2003 Stanton

(73) Assignee: **Amini Innovation Corporation**, Pico
Rivera, CA (US)

(Continued)

(**) Term: **14 Years**

OTHER PUBLICATIONS

(21) Appl. No.: **29/308,743**

Ethan Allen Circular, Legacy Collection China Cabinet and Buffet, p.
5, 1996.

(22) Filed: **Jul. 3, 2008**

(Continued)

(51) **LOC (9) Cl.** **06-01**

Primary Examiner—Mimosa De

(52) **U.S. Cl.** **D6/470**

(74) *Attorney, Agent, or Firm*—Cislo & Thomas, LLP

(58) **Field of Classification Search** D6/432,
D6/434, 436–448, 470–472; 312/114, 138.1,
312/204, 224, 227, 237, 257.1, 278, 279
See application file for complete search history.

(57) **CLAIM**

I claim the ornamental design for a china cabinet/buffet, as
shown and described.

(56) **References Cited**

DESCRIPTION


U.S. PATENT DOCUMENTS

D224,926 S	10/1972	Adkinson	
D227,842 S	7/1973	Adkinson	
D242,678 S	12/1976	Adkinson	
D242,679 S	12/1976	Adkinson	
D343,306 S	1/1994	Keller	
D357,598 S *	4/1995	Keller D6/438
D358,046 S	5/1995	Ferguson	
D372,139 S	7/1996	Walters, III et al.	
D384,515 S	10/1997	Bergelin	
D389,654 S	1/1998	Walters, III et al.	
D390,043 S	2/1998	Walters, III et al.	
D390,719 S	2/1998	Walters, III et al.	
D401,441 S *	11/1998	De Blaay D6/438
D426,980 S	6/2000	Vaaler	
D431,391 S	10/2000	Hazen et al.	
D434,249 S	11/2000	Cain	
D441,219 S	5/2001	Cain	
D445,279 S	7/2001	O'Hare et al.	
D447,886 S	9/2001	O'Hare et al.	
D448,949 S	10/2001	O'Hare et al.	
D450,476 S	11/2001	Vaaler	
D454,729 S	3/2002	Vaaler	
D458,051 S	6/2002	O'Hare et al.	

FIG. 1 is a perspective view of my china cabinet/buffet;
 FIG. 2 is a front view thereof;
 FIG. 3 is a left side view thereof;
 FIG. 4 is a right side view thereof;
 FIG. 5 is a top view thereof;
 FIG. 6 is a close-up front view of the banded portion at the
 upper right side 6a shown in FIG. 2 thereof;
 FIG. 7 is a close-up front view of a lateral drawer 6b shown in
 FIG. 2 thereof;
 FIG. 8 is a close-up front view of the center drawer 6c shown
 in FIG. 2 thereof; and,
 FIG. 9 is a close-up front view of the banded portion under the
 drawers 6d shown in FIG. 2 thereof.

The broken lines are for environmental purposes only and
form no part of the claimed design.

1 Claim, 6 Drawing Sheets



US D629,231 S

Page 2

U.S. PATENT DOCUMENTS

D474,054 S 5/2003 Warren et al.
D475,868 S 6/2003 Vaaler
D477,725 S 7/2003 McDaniel et al.
D480,236 S 10/2003 Schmitt
D480,898 S 10/2003 Schmitt
D481,555 S 11/2003 Schmitt
D482,907 S 12/2003 Wanek et al.
D487,202 S 3/2004 Schmitt
D487,203 S 3/2004 Schmitt
D510,212 S 10/2005 Schmitt
D523,997 S 6/2006 Weyland
D528,325 S 9/2006 Schmitt
D528,826 S 9/2006 Schmitt
D531,427 S 11/2006 Schmitt
D532,997 S * 12/2006 Schmitt D6/470
D564,795 S * 3/2008 Schmitt D6/470
D565,325 S * 4/2008 Schmitt D6/470
D586,586 S * 2/2009 Schmitt D6/470
D586,587 S * 2/2009 Schmitt D6/470
D592,890 S * 5/2009 Schmitt D6/470

D599,139 S * 9/2009 Schmitt D6/470

OTHER PUBLICATIONS

Furniture Today, Union City Imports China Hutch, p. 158, Oct. 19, 2008.
Furniture Today, AICO China Hutch, p. 15, Oct. 16, 2000.
Furniture Today, Broyhill China Hutch, p. 11, Apr. 16, 2001.
Furniture Today, Marge Carson Wall Unit, p. 126, Oct. 11, 1999.
Furniture Today, Pulaski Armoire, p. 33, Apr. 15, 2002.
Amini Innovation Corp. Monte Carlo Collection, #53000 Series, 2001, 2 pages.
Amini Innovation Corp. La Francaise Collection, #50000 Series, Sep. 11, 2002, 5 pages.
Amini Innovation Corp. Royal Oak Collection, #31000 Series, Sep. 11, 2002, 1 page.
Amini Innovation Corp. Tuscano China Cabinet and Buffet, Sep. 14, 2004, 1 page.
Amini Innovation Corp. Excelsior China Cabinet and Buffet, Jan. 14, 2004, 1 page.
Amini Innovation Corp. Trevi Collection, Sep. 20, 2004, 2 pages.

* cited by examiner




Fig. 1




Fig. 2

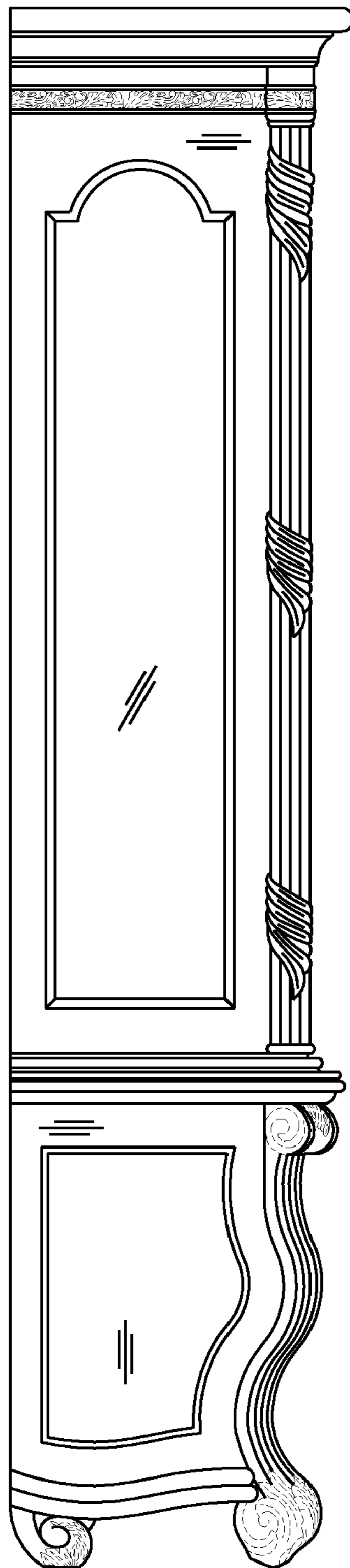


Fig. 3

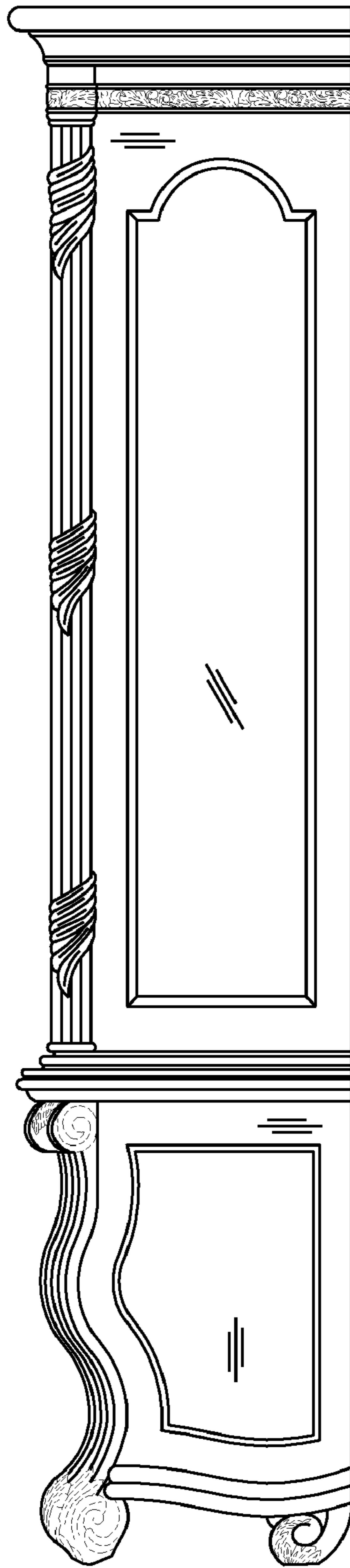


Fig. 4

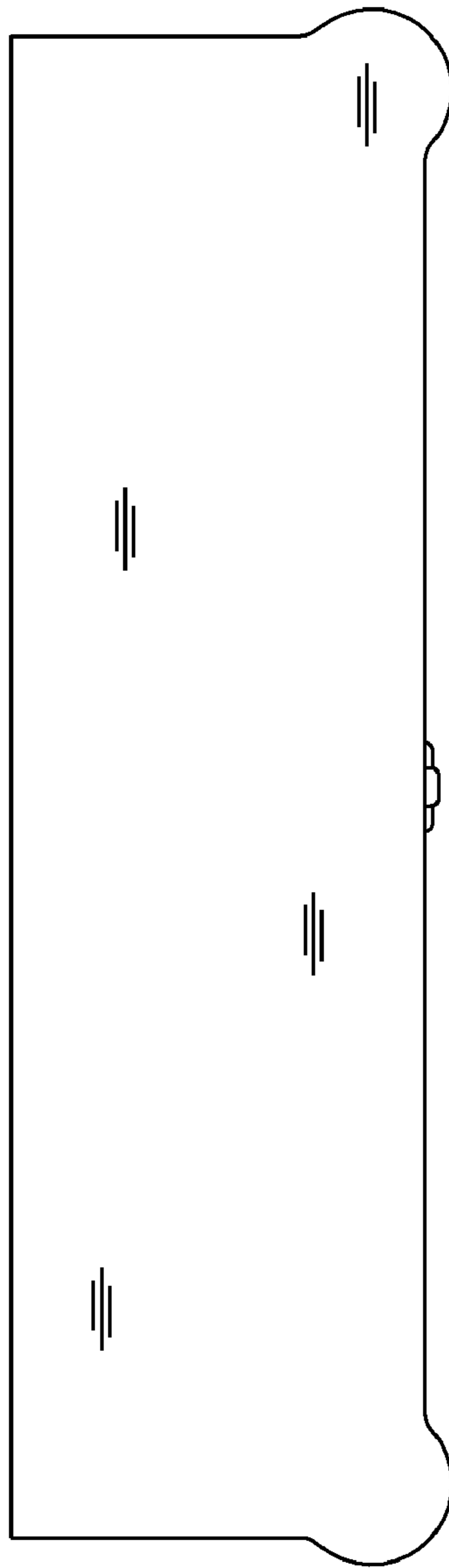


Fig. 5

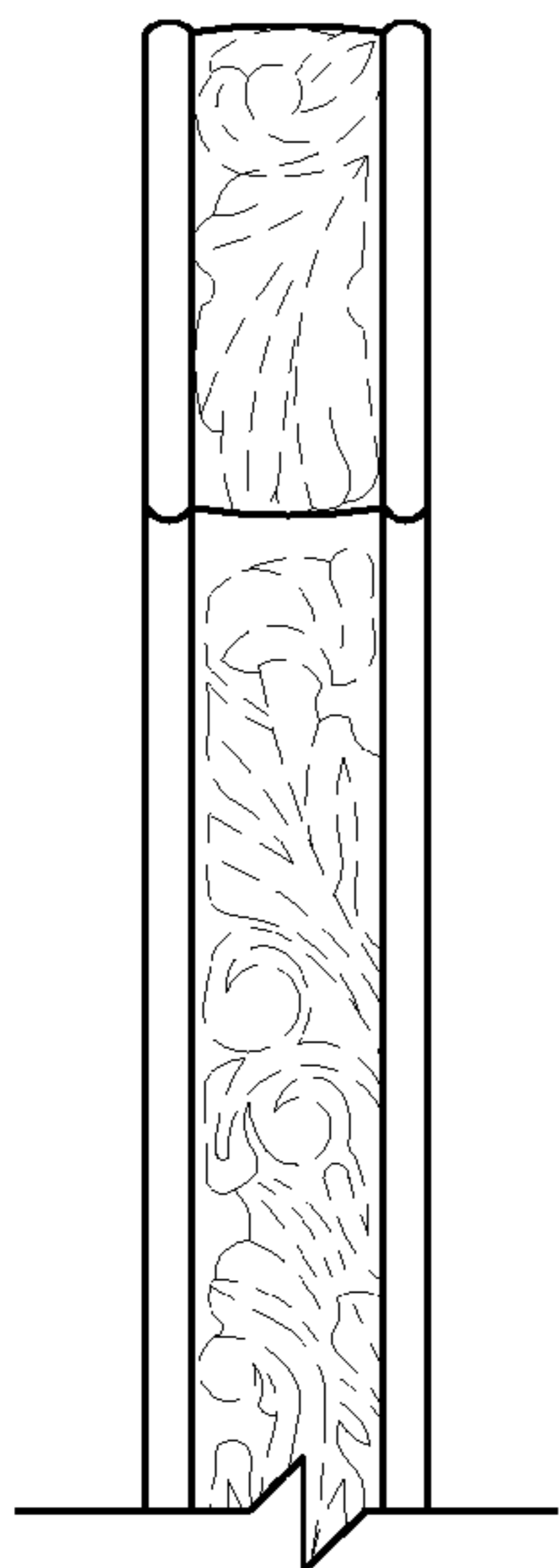


Fig. 6




Fig. 7




Fig. 8

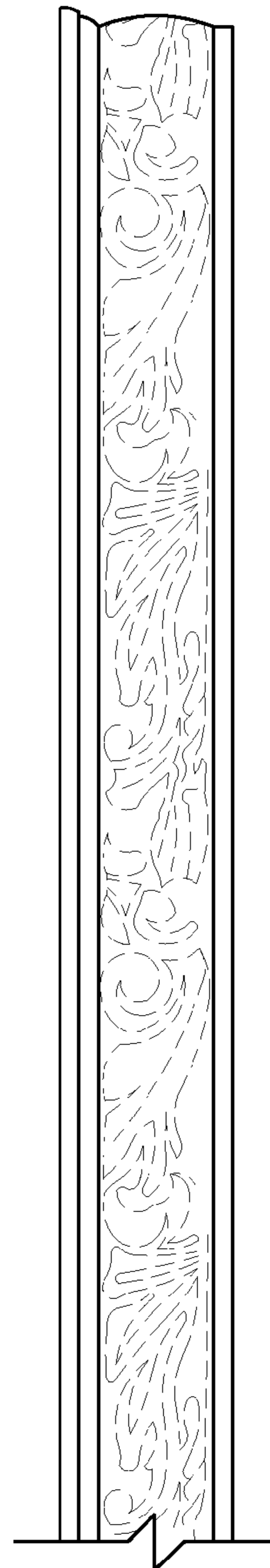


Fig. 9