



US00D629228S

(12) **United States Design Patent**
Allman et al.

(10) **Patent No.:** **US D629,228 S**

(45) **Date of Patent:** **** Dec. 21, 2010**

(54) **ROTATING DRUMSTICK DISPLAY**

(75) Inventors: **Ronald Allman**, Needham, MA (US);
Noah Tietze, Warwick, RI (US)

(73) Assignee: **Avedis Zildjian Company**, Norwell,
MA (US)

(**) Term: **14 Years**

(21) Appl. No.: **29/343,974**

(22) Filed: **Sep. 22, 2009**

(51) **LOC (9) Cl.** **06-07**

(52) **U.S. Cl.** **D6/455**

(58) **Field of Classification Search** D6/455,
D6/396, 397, 457, 466-467, 449, 458, 514,
D6/464, 465; 211/55, 67.1, 60.1; 206/214,
206/224, 371; D7/707, 701; 84/453, 411 R,
84/422.4; D19/75, 77, 35, 36, 90, 10; D3/204,
D3/201, 294

See application file for complete search history.

(56) **References Cited**

U.S. PATENT DOCUMENTS

| | | | |
|---------------|---------|-----------------|---------|
| 951,664 A | 3/1910 | Swan | |
| 1,240,105 A | 9/1917 | Townsend | |
| 1,475,041 A | 11/1923 | Alstott | |
| 1,963,544 A | 6/1934 | Burt | 211/53 |
| 2,526,245 A | 10/1950 | Lathrop | 211/131 |
| D178,168 S | 7/1956 | Buskirk | D86/10 |
| 3,848,943 A | 11/1974 | Geesaman et al. | 312/284 |
| D267,618 S * | 1/1983 | Liptak | D6/455 |
| D279,950 S | 8/1985 | Wan | D7/73 |
| D296,277 S | 6/1988 | Hardy | D6/455 |
| D299,990 S * | 2/1989 | Everett | D6/415 |
| D318,195 S * | 7/1991 | Wells et al. | D6/455 |
| 5,117,724 A * | 6/1992 | Gardner | 84/421 |
| D334,306 S * | 3/1993 | Breen | D6/455 |
| 5,199,621 A * | 4/1993 | McLennan | 224/673 |
| D342,281 S | 12/1993 | Lin | D19/77 |

(Continued)

Primary Examiner—Caron Veynar

Assistant Examiner—Abraham Bahta

(74) *Attorney, Agent, or Firm*—Nixon Peabody LLP

(57) **CLAIM**

We claim the ornamental design for a “rotating drumstick display,” as shown and described.

DESCRIPTION

FIG. 1 is a perspective view of a rotating drumstick display holding drumsticks showing our new design.

FIG. 2 is a perspective view of the rotating drumstick display shown in FIG. 1 with interior dividing walls shown.

FIG. 3 is a perspective view of the rotating drumstick display shown in FIG. 1 with interior dividing walls shown holding drumsticks.

FIG. 4 is a front-side view of the rotating drumstick display shown in FIG. 1 with interior dividing walls.

FIG. 5 is a back-side view of the rotating drumstick display shown in FIG. 1 with interior dividing walls.

FIG. 6 is a left-side view of the rotating drumstick display shown in FIG. 1 with interior dividing walls.

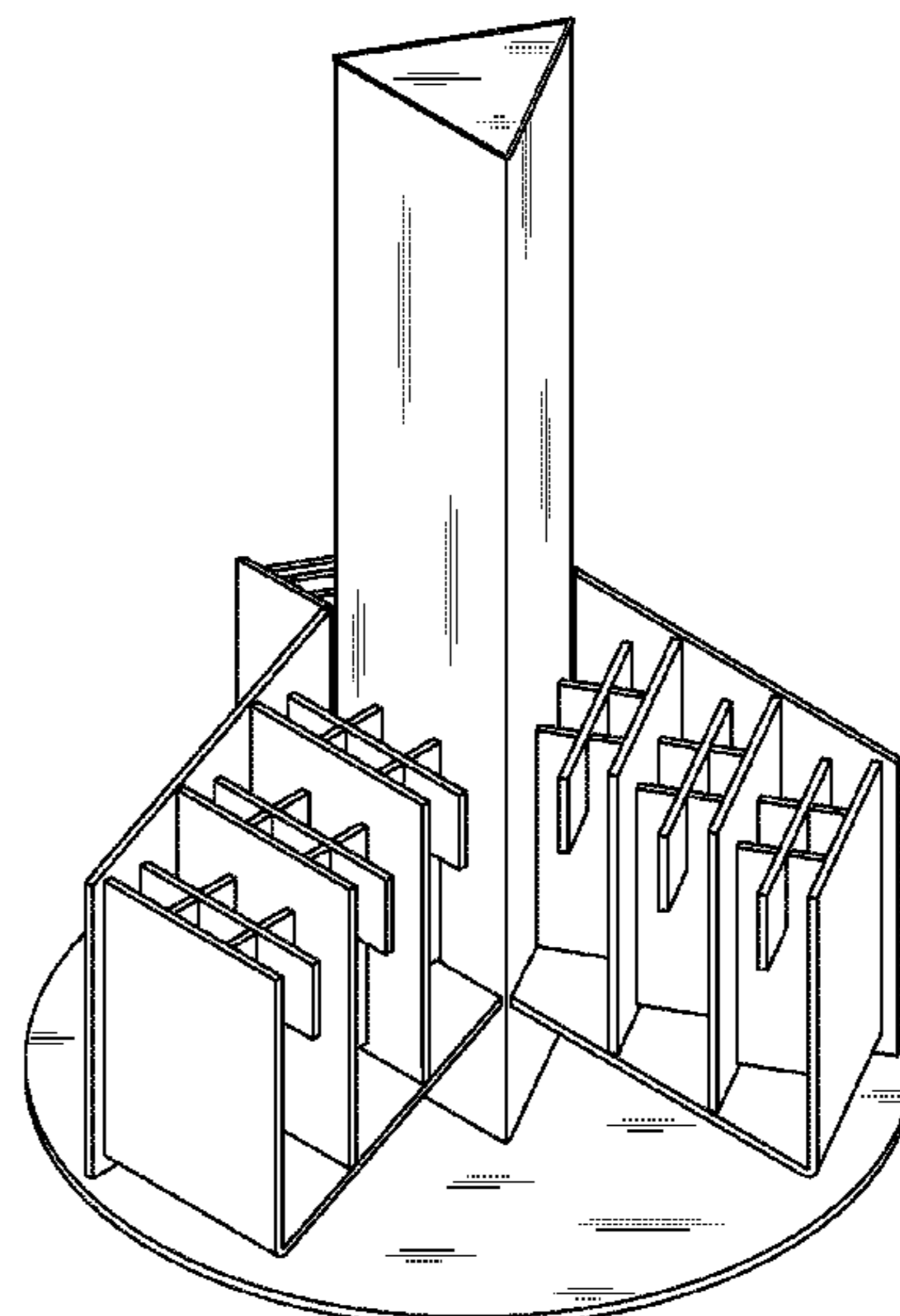
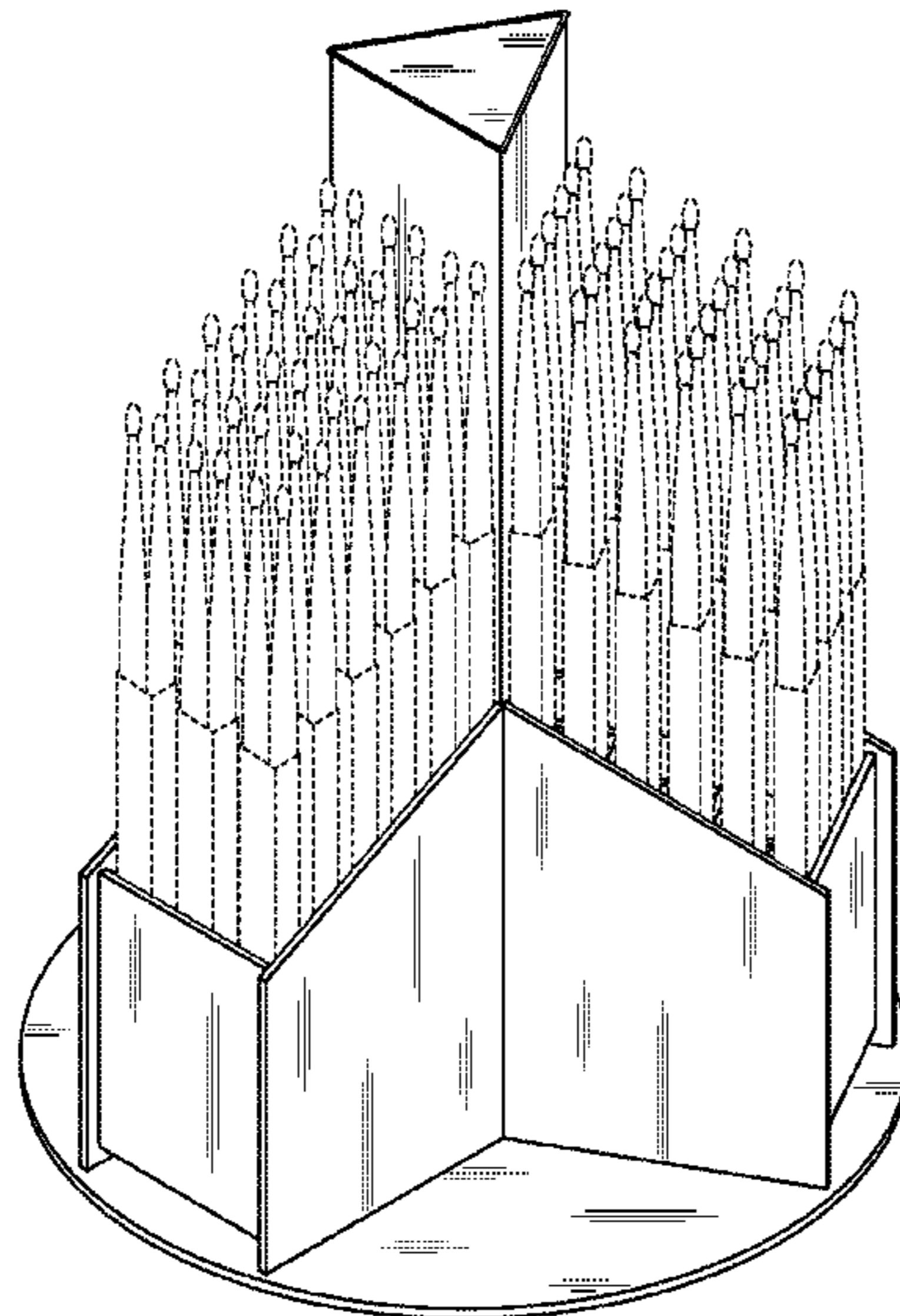
FIG. 7 is a right-side view of the rotating drumstick display shown in FIG. 1 with interior dividing walls.

FIG. 8 is a top view of the rotating drumstick display shown in FIG. 1; and,

FIG. 9 is a bottom view of the rotating drumstick display shown in FIG. 1.

The broken line showing of drum sticks in FIGS. 1 and 3 is included for the purpose of illustrating environmental structure and forms no part of the claimed design.

1 Claim, 6 Drawing Sheets



US D629,228 S

Page 2

U.S. PATENT DOCUMENTS

| | | | | | | | | | | |
|-----------|---|---------|--------------------|-------------------|--------------|----------|---------|-----------------|------------------------|----------|
| 5,361,915 | A | 11/1994 | Cohen et al. | 211/70 | D479,924 | S | * | 9/2003 | Bates | D6/455 |
| D354,870 | S | 1/1995 | Oliver et al. | D6/474 | D492,964 | S | * | 7/2004 | Kuehl et al. | D19/75 |
| 5,522,300 | A | * | 6/1996 | Cheatwood | 84/453 | D535,835 | S | 1/2007 | Campbell | D6/457 |
| 5,551,660 | A | * | 9/1996 | Leduchowski | 248/276.1 | D536,199 | S | 2/2007 | Klopsteck | D6/450 |
| D377,807 | S | 2/1997 | Green et al. | D19/77 | D559,604 | S | 1/2008 | DeSena | D6/552 | |
| 5,655,671 | A | 8/1997 | Barry et al. | 211/70 | D583,588 | S | 12/2008 | Maki | D6/449 | |
| D382,998 | S | 9/1997 | Conigliaro | D3/313 | D610,833 | S | * | 3/2010 | Grzybowksi et al. | D6/455 |
| D407,753 | S | 4/1999 | Kwok | D19/77 | 7,687,699 | B2 | * | 3/2010 | Briggs et al. | 84/422.4 |
| D418,947 | S | 1/2000 | Greiner | D28/73 | D614,860 | S | * | 5/2010 | Sikora | D3/204 |
| D428,923 | S | 8/2000 | McDiarmid | D19/77 | 2007/0125728 | A1 | 6/2007 | Mak et al. | | |
| D438,674 | S | 3/2001 | Russell | D28/73 | 2008/0134551 | A1 | 6/2008 | Conforti et al. | | |

* cited by examiner

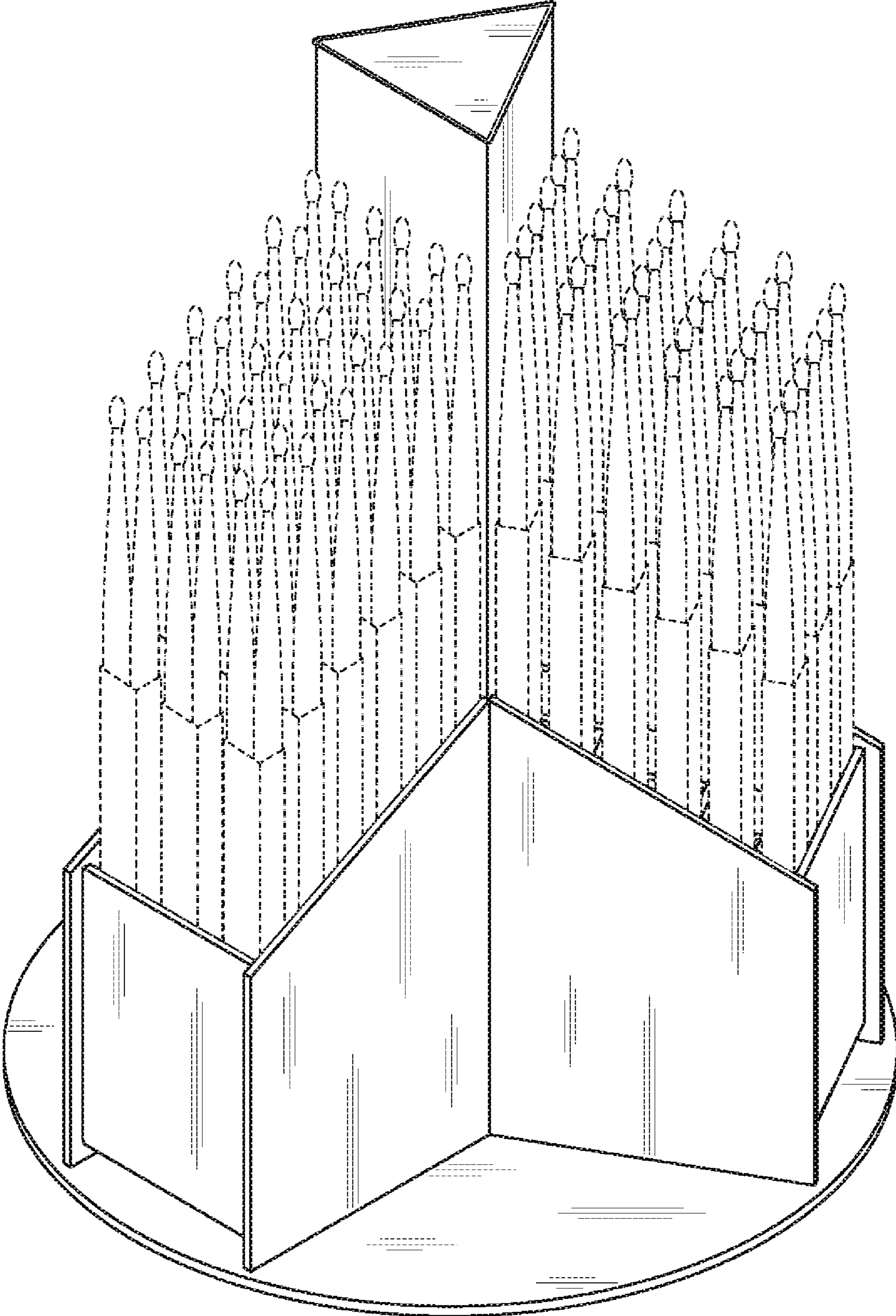


FIG. 1

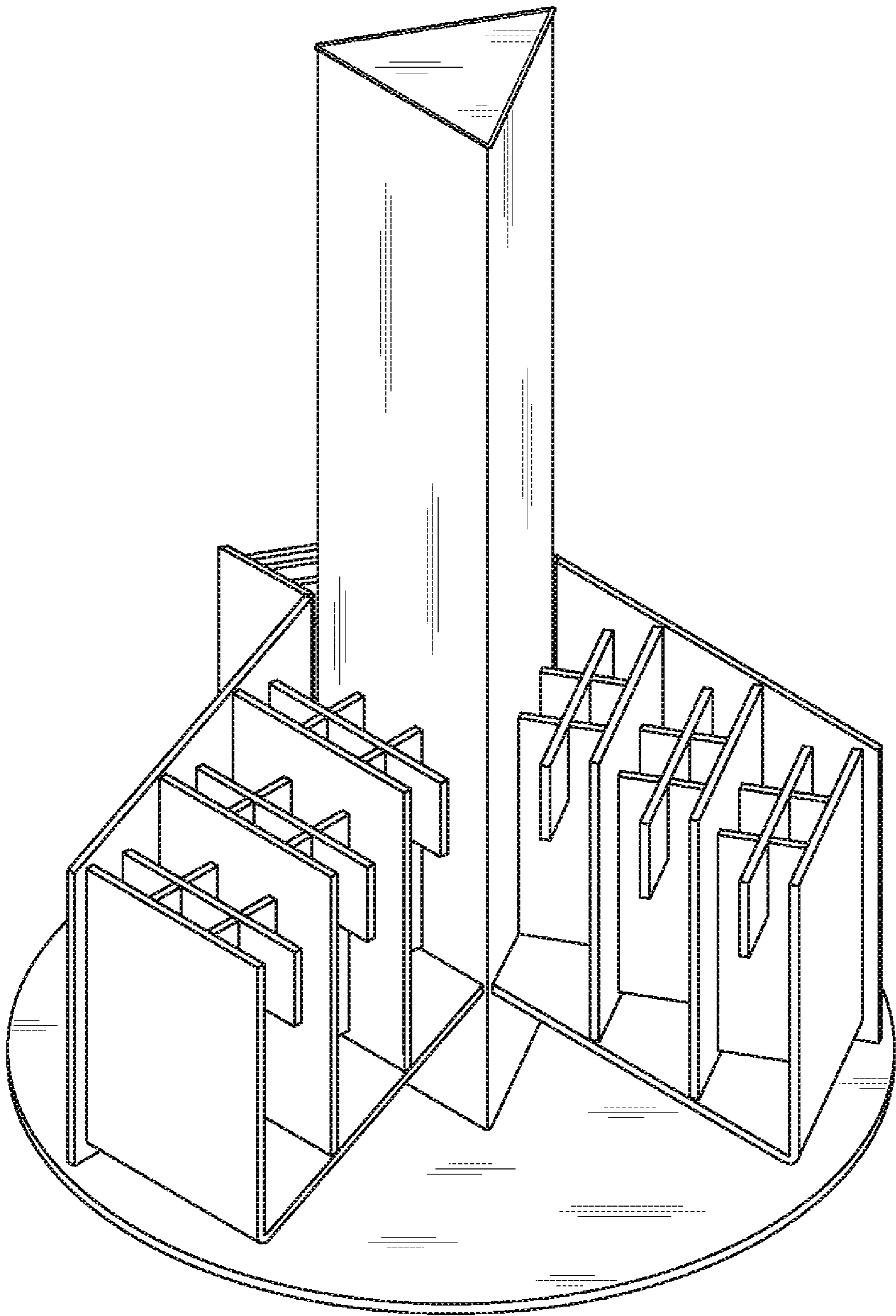


FIG. 2

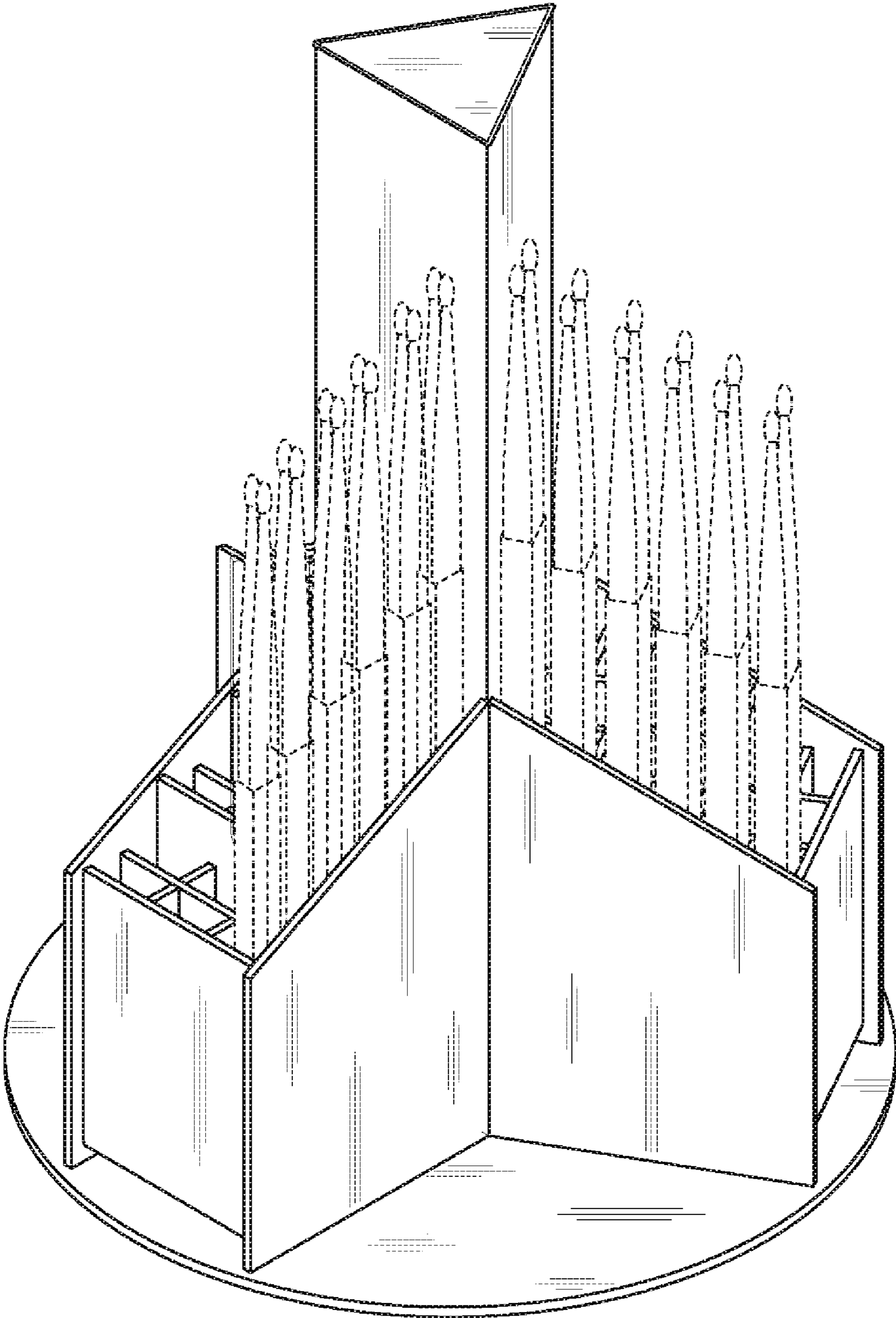


FIG. 3

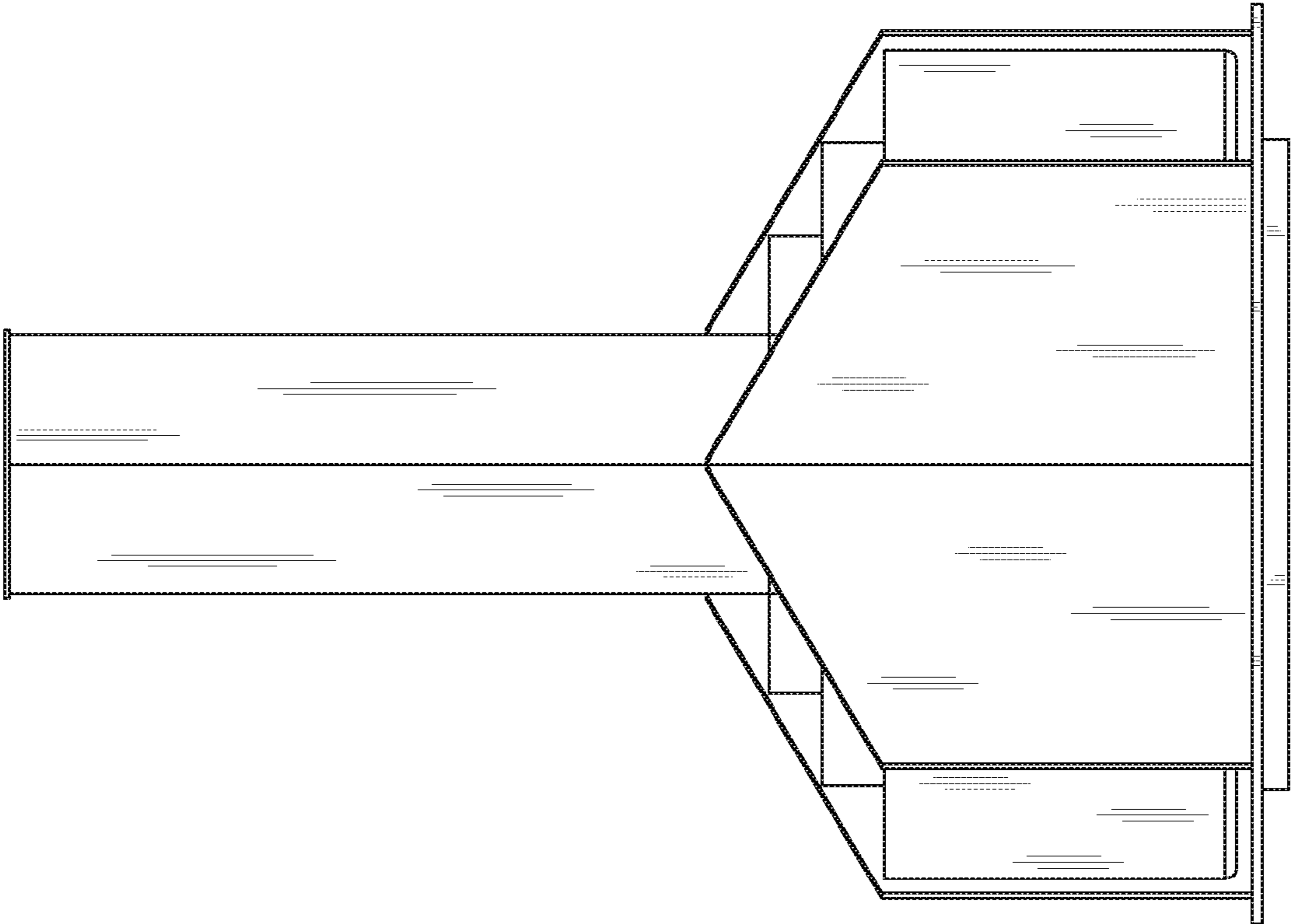


FIG. 5

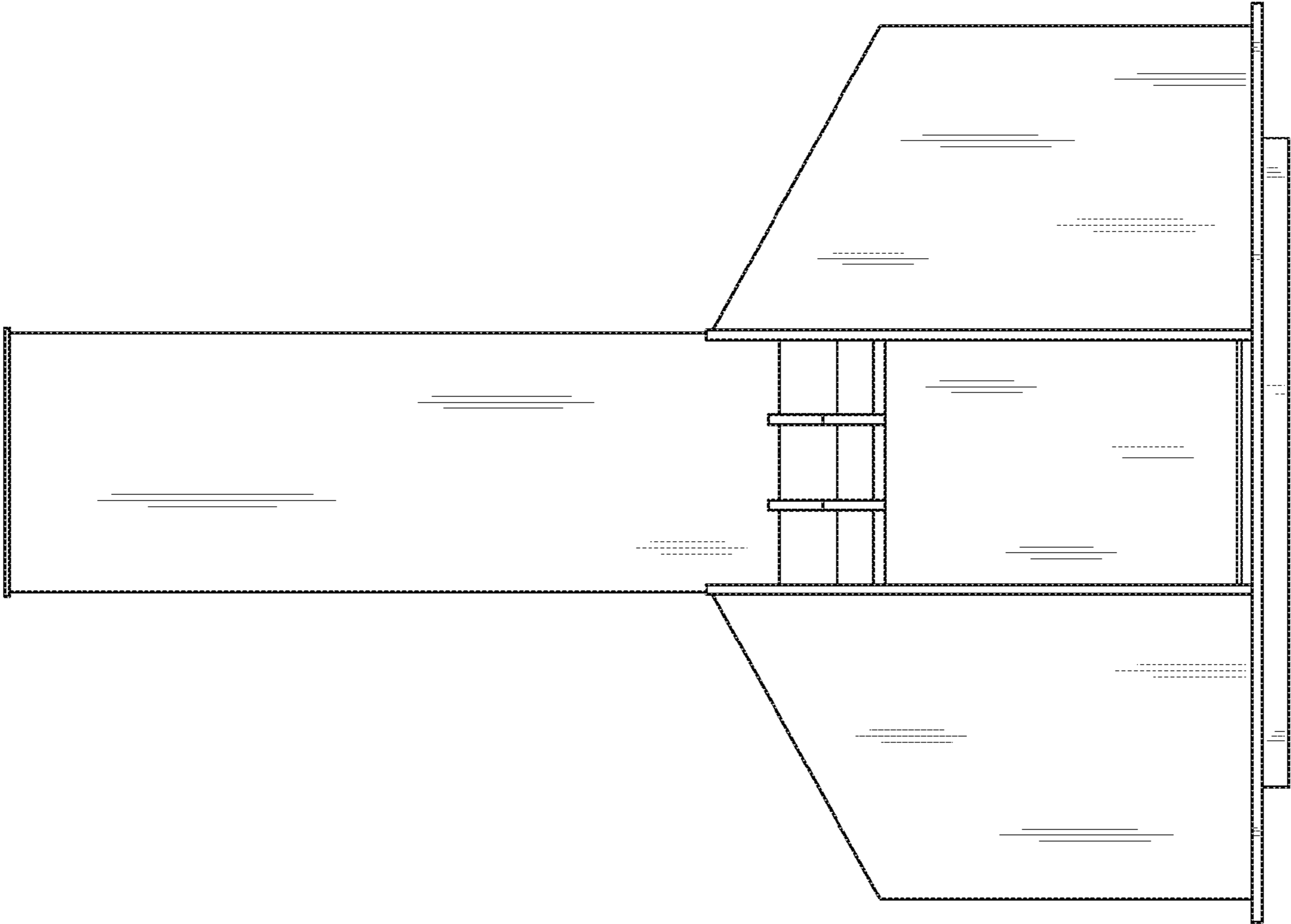


FIG. 4

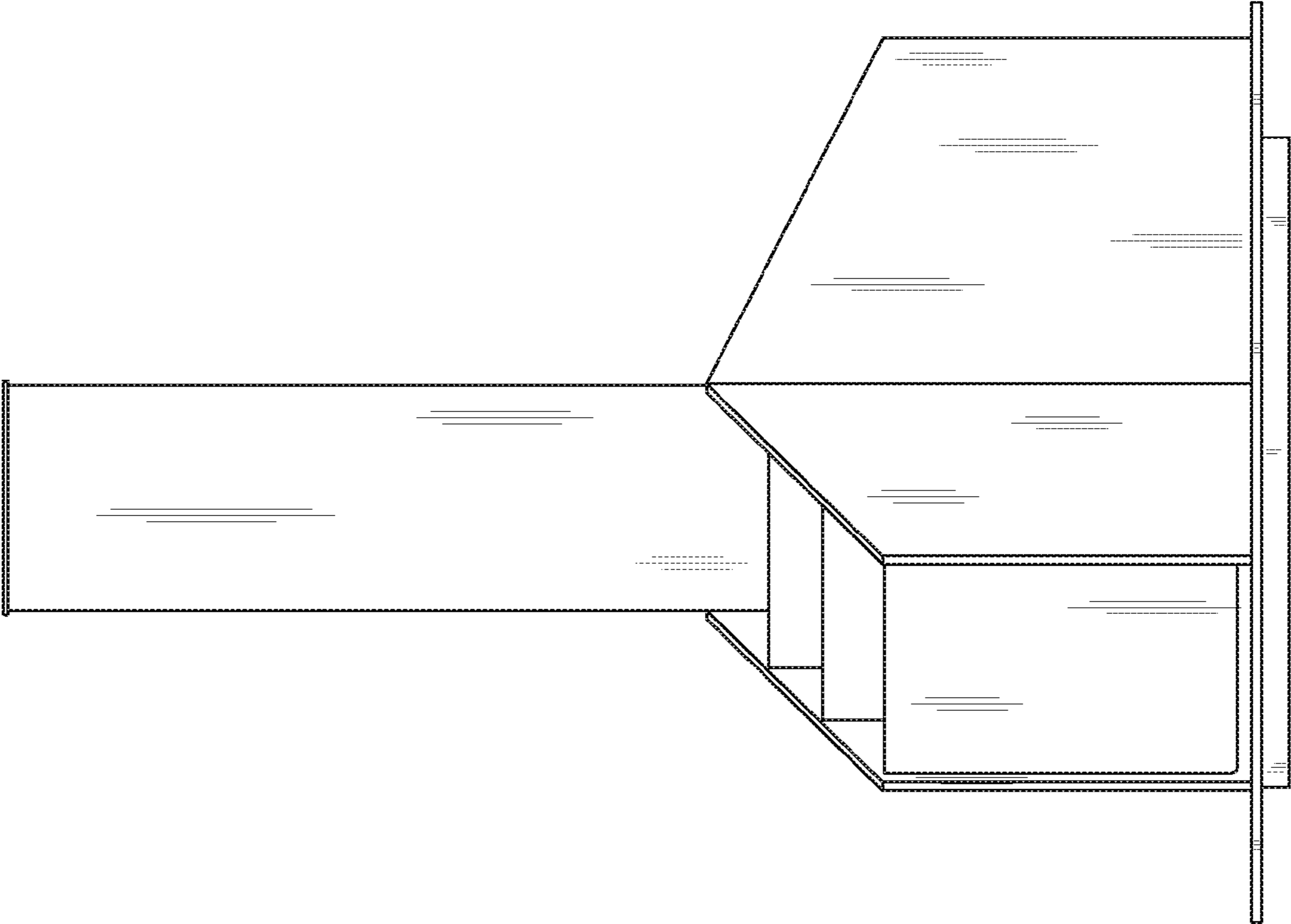


FIG. 7

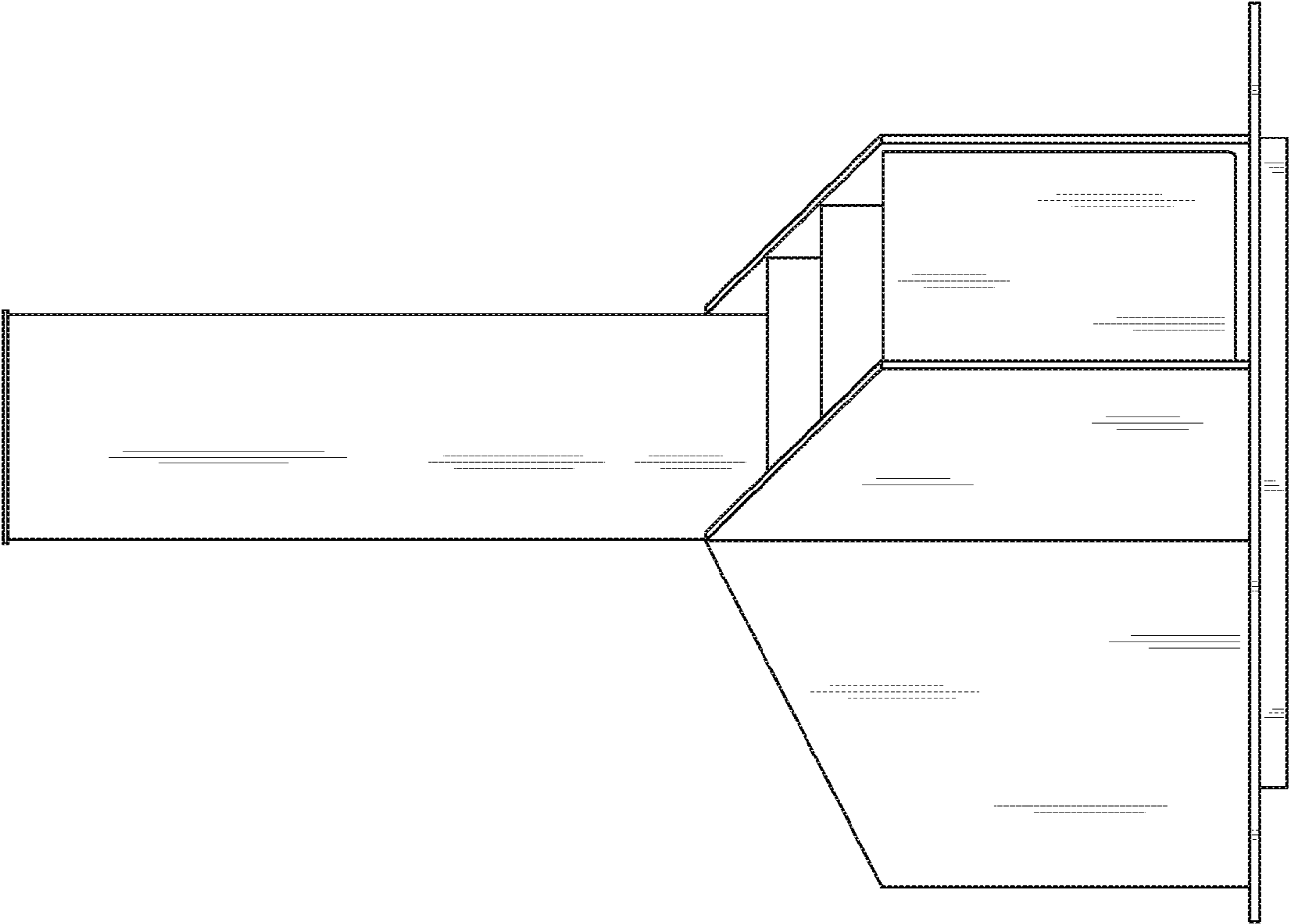


FIG. 6

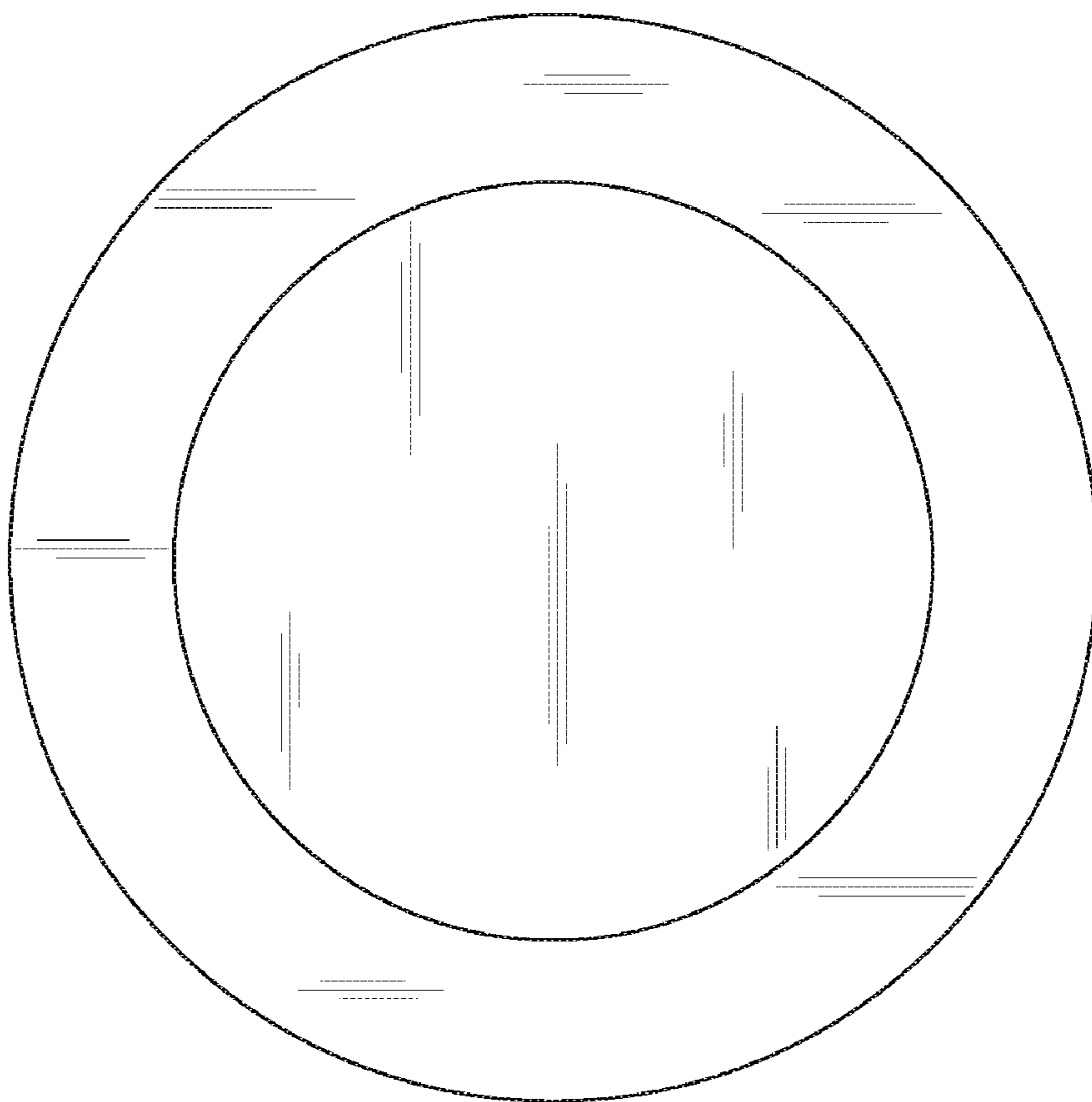


FIG. 9

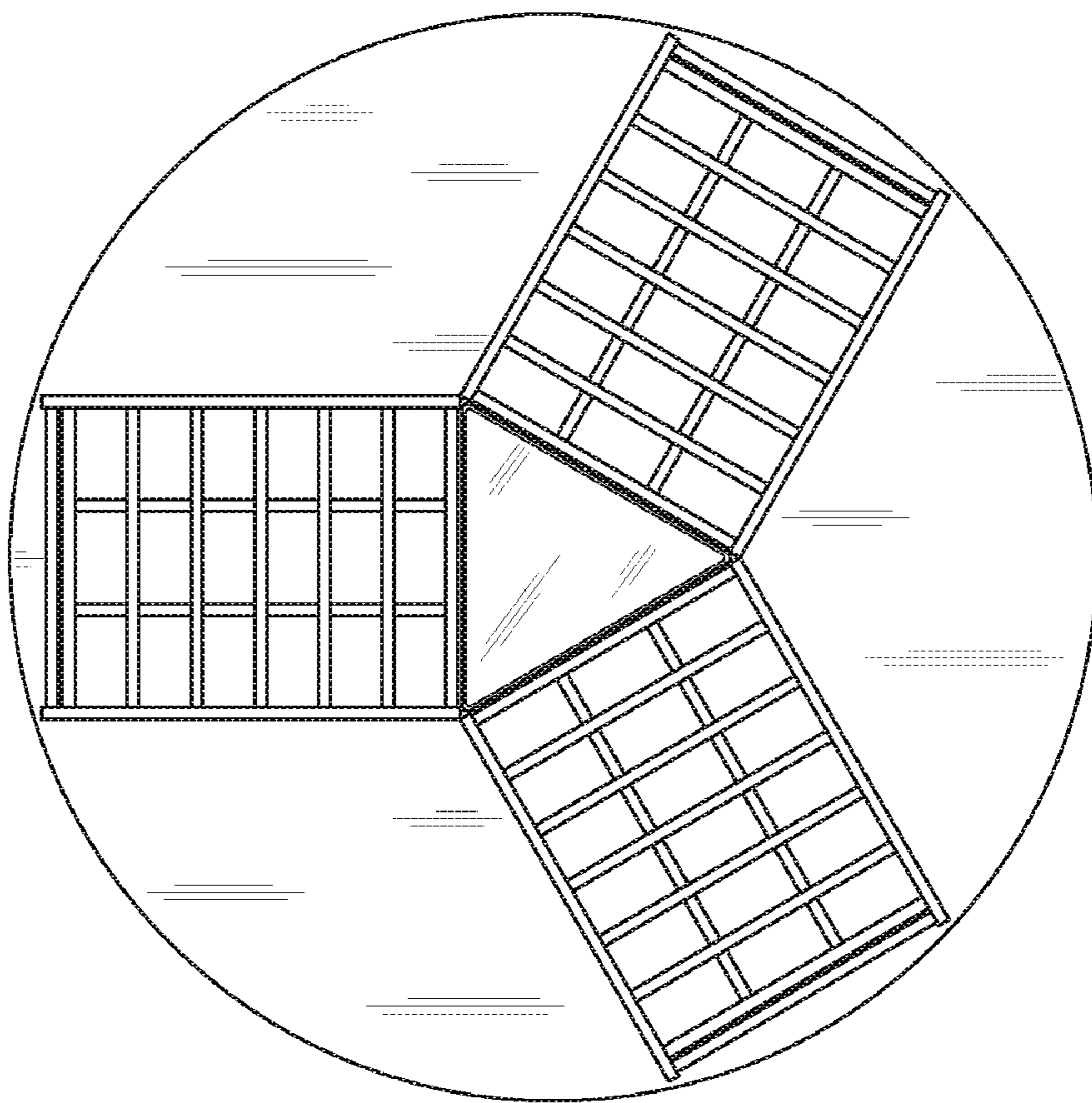


FIG. 8