



US00D629222S

(12) **United States Design Patent**  
**Kay**

(10) **Patent No.:** **US D629,222 S**

(45) **Date of Patent:** **\*\* Dec. 21, 2010**

(54) **STOOL**

(76) **Inventor:** **Catherine S. P. Kay**, 326 Flannery La.,  
Silver Spring, MD (US) 20904

(\*\*) **Term:** **14 Years**

(21) **Appl. No.:** **29/313,466**

(22) **Filed:** **Jan. 9, 2009**

(51) **LOC (9) Cl.** ..... **06-01**

(52) **U.S. Cl.** ..... **D6/349**

(58) **Field of Classification Search** ..... D6/334,  
D6/336, 338, 349, 352, 363, 374, 375, 380,  
D6/381, 491, 492, 500-502, 480, 488; 297/175,  
297/411.2, 445.1, 446.1, 446.2, 447.1, 447.2,  
297/448.1, 451.2, 452.11, 452.29, 461, 462;  
5/12.1, 12.2; D7/605

See application file for complete search history.

(56) **References Cited**

**U.S. PATENT DOCUMENTS**

D131,137 S *	1/1942	Baumann, Sr.	.....	D6/349
2,834,028 A *	5/1958	Stanley	.....	4/254
D192,218 S	2/1962	Forsman		
D248,697 S	8/1978	Miller		
4,244,064 A	1/1981	Parr		
D268,796 S	5/1983	Kola		
4,534,072 A *	8/1985	Lipski	.....	4/237
4,635,303 A *	1/1987	Shih	.....	4/254
4,713,846 A	12/1987	Hodroski, Jr.		
D297,789 S	9/1988	Stepien		
D309,680 S	8/1990	Gusty		

5,028,024 A	7/1991	Welles		
D324,906 S *	3/1992	Barnett	.....	D23/296
5,540,642 A	7/1996	Sprague		
D398,678 S	9/1998	Terry et al.		
D402,045 S	12/1998	Lougee		
6,206,805 B1	3/2001	Helton et al.		
D465,610 S *	11/2002	Graham et al.	.....	D28/9
D483,084 S	12/2003	Gvoich		
D508,556 S	8/2005	Palazzolo		
D509,289 S *	9/2005	Palazzolo	.....	D23/309
D538,557 S	3/2007	Martyn		
D599,151 S *	9/2009	Wilson	.....	D6/601
2007/0050900 A1	3/2007	McDowell		

\* cited by examiner

*Primary Examiner*—Sandra Snapp

(74) *Attorney, Agent, or Firm*—Donald A. Keitlestrings

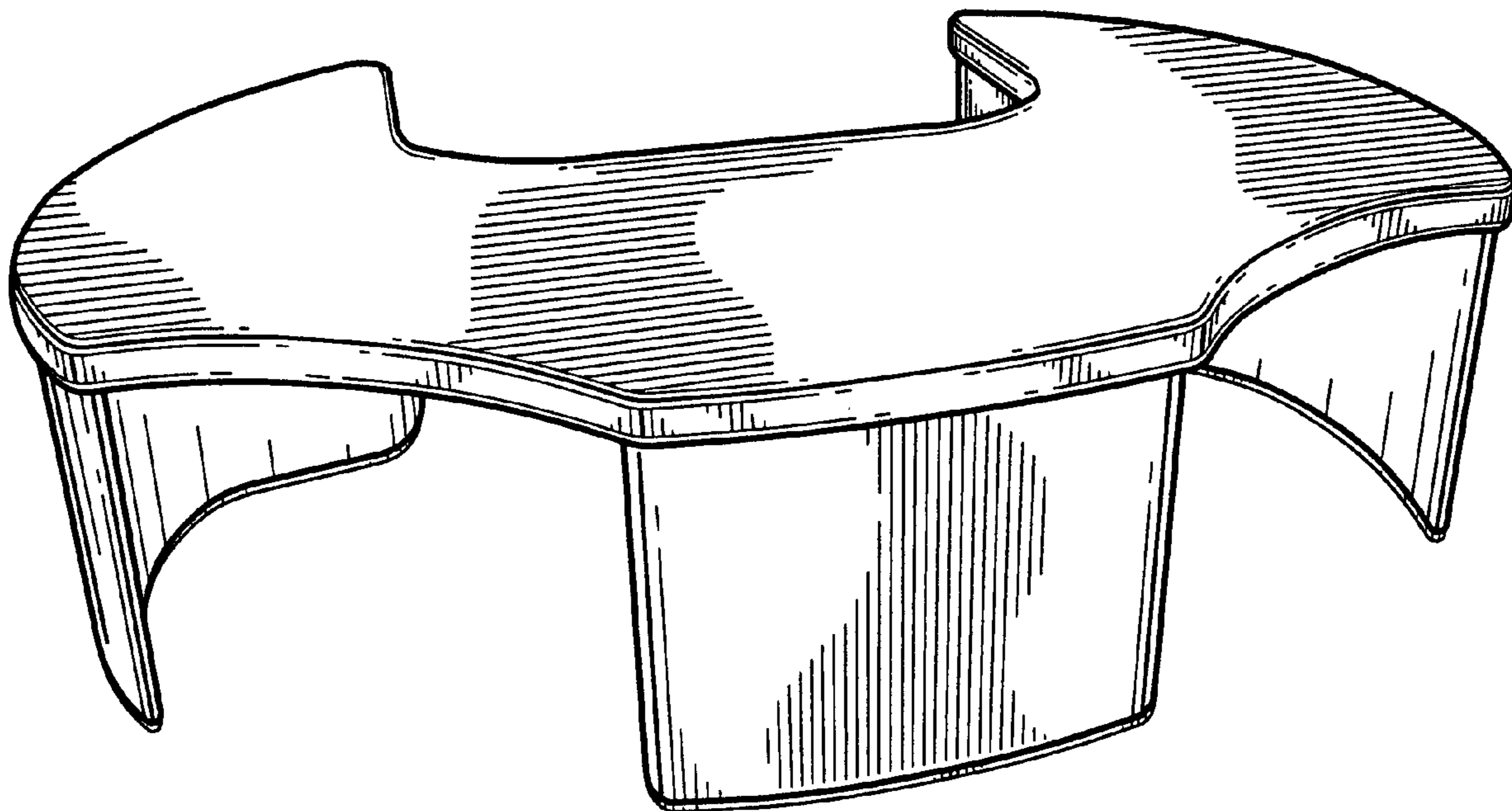
(57) **CLAIM**


The ornamental design for the stool, as shown and described.

**DESCRIPTION**

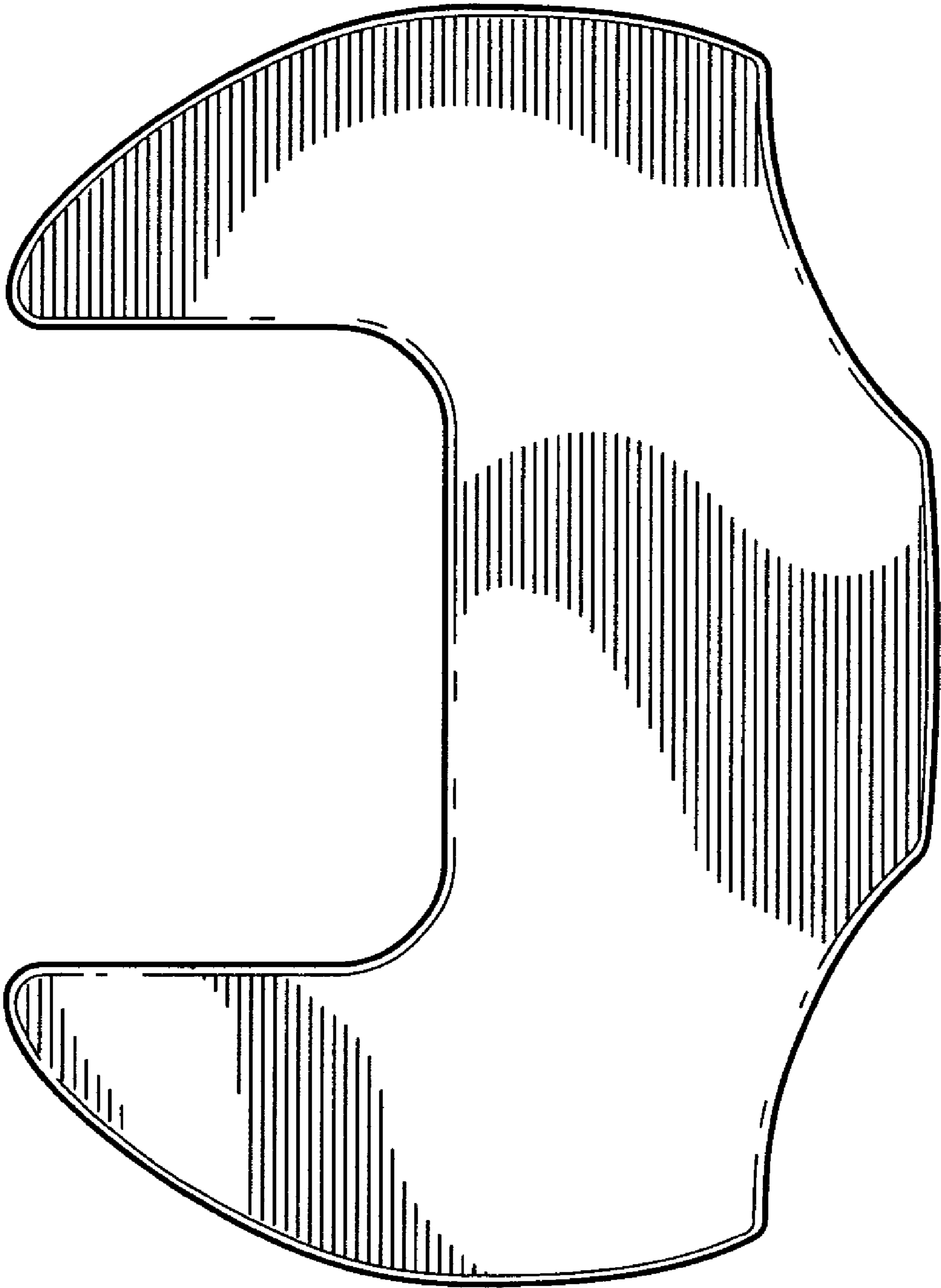
FIG. 1 is a perspective view of the stool;  
FIG. 2 is a top plan view of the stool;  
FIG. 3 is a bottom plan view of the stool;  
FIG. 4 is a front elevation view of the stool;  
FIG. 5 is a rear elevation view of the stool;  
FIG. 6 is a left side elevation view of the stool; and,  
FIG. 7 is a right side elevation view of the stool.

**1 Claim, 5 Drawing Sheets**

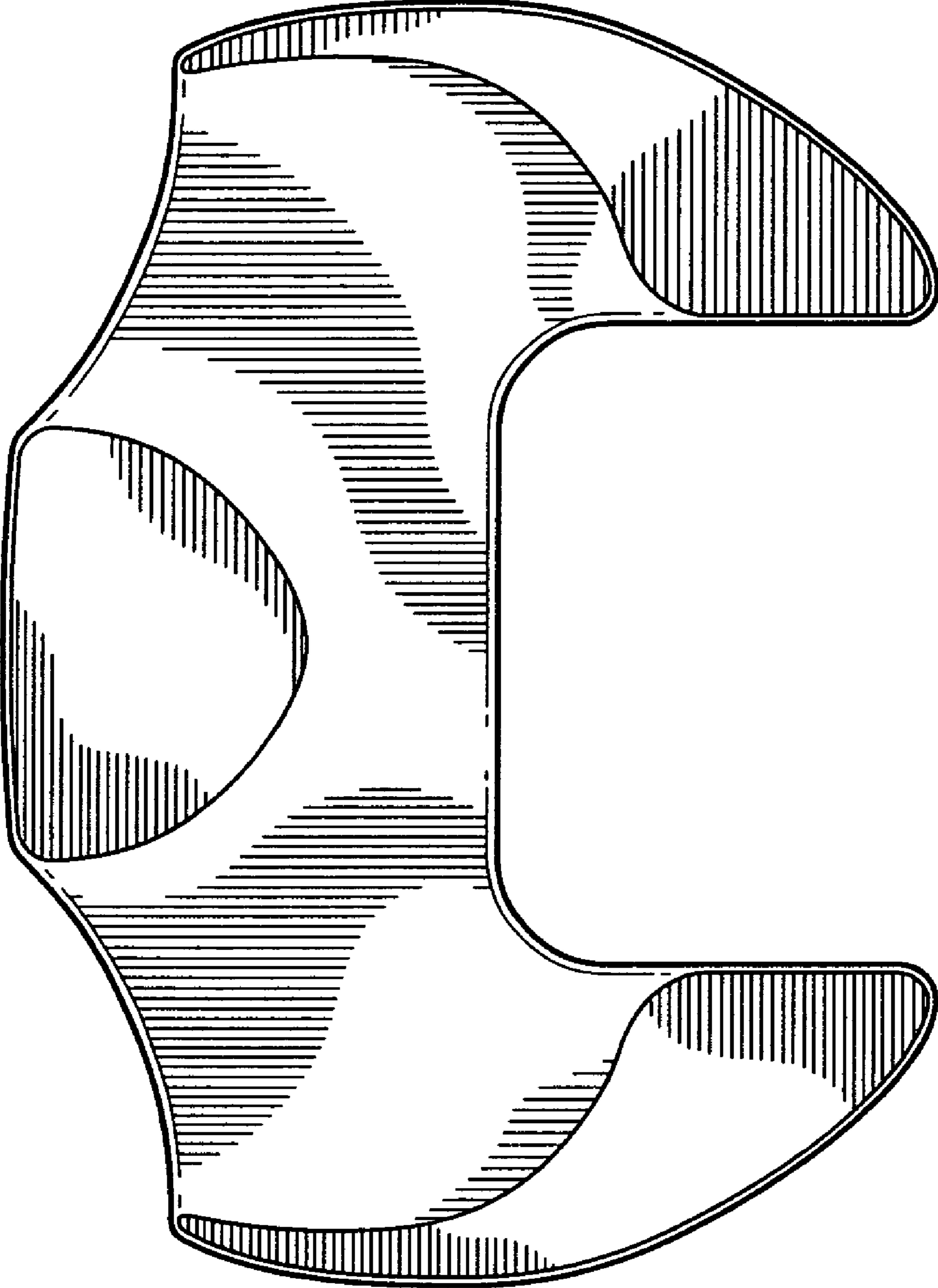




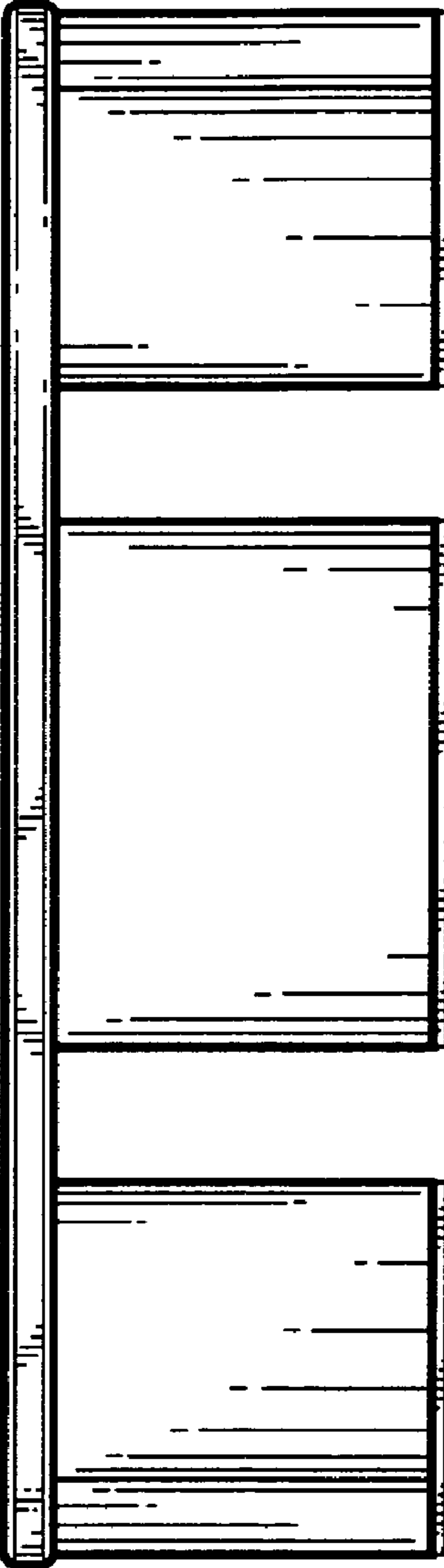
**FIG.1**




**FIG.2**



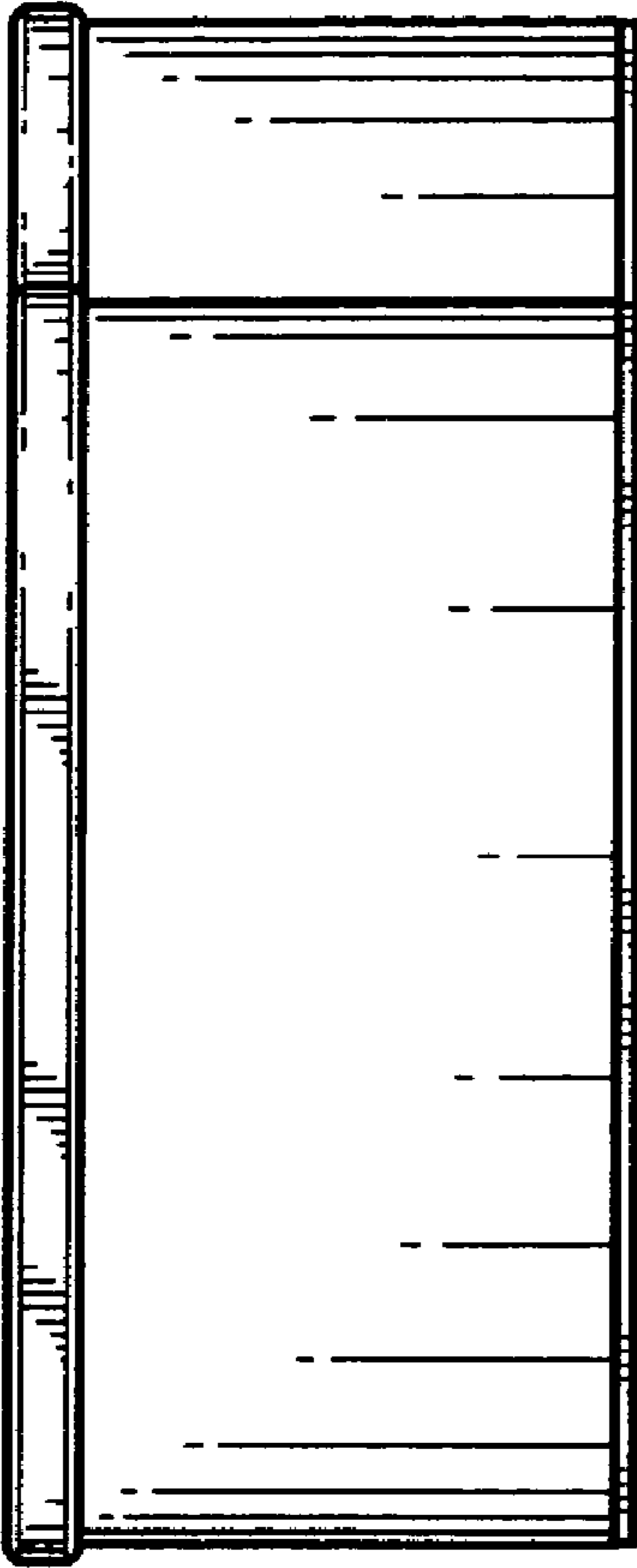
**FIG.3**



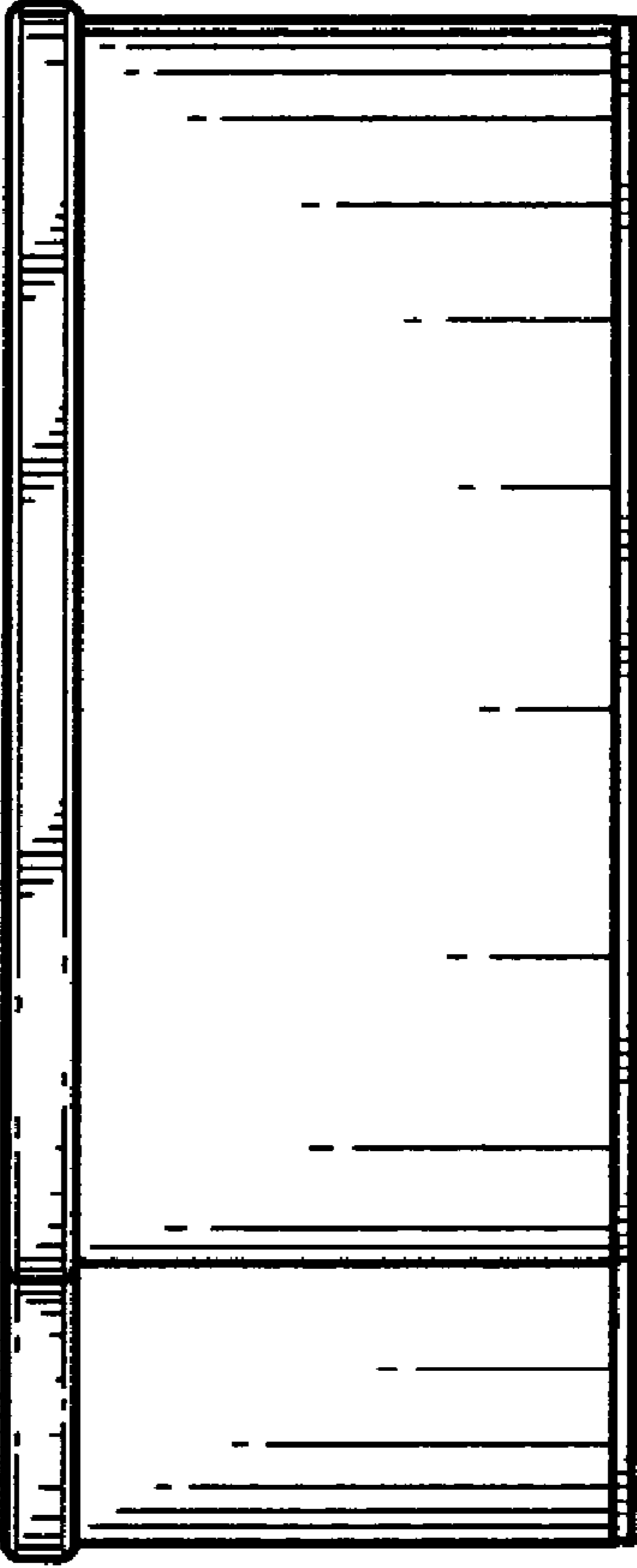
**FIG. 4**



**FIG. 5**



**FIG. 6**



**FIG. 7**