

US00D629212S

(12) **United States Design Patent**
Carrier et al.

(10) **Patent No.:** **US D629,212 S**
(45) **Date of Patent:** **** Dec. 21, 2010**

(54) **PAPER PRODUCT**

D625,111 S 10/2010 Carrier et al.
2007/0272381 A1* 11/2007 Elony et al. 162/123

(75) Inventors: **Michael Edward Carrier**, Monfort Heights, OH (US); **Jonathan Paul Brennan**, Cincinnati, OH (US); **Jennifer Hope Dolan**, Cincinnati, OH (US)

OTHER PUBLICATIONS

U.S. Appl. No. 29/369,465, filed Sep. 9, 2010, Carrier, et al.
U.S. Appl. No. 29/369,469, filed Sep. 9, 2010, Carrier, et al.

(73) Assignee: **The Procter & Gamble Company**, Cincinnati, OH (US)

* cited by examiner

(**) Term: **14 Years**

Primary Examiner—Robert M Spear
Assistant Examiner—Barbara B Lohr

(21) Appl. No.: **29/369,468**

(74) *Attorney, Agent, or Firm*—C. Brant Cook

(22) Filed: **Sep. 9, 2010**

(57) **CLAIM**

The ornamental design for a paper product, as shown and described.

Related U.S. Application Data

DESCRIPTION

(62) Division of application No. 29/324,465, filed on Sep. 12, 2008, now Pat. No. Des. 625,111.

FIG. 1 is a top plan view of a paper product showing our new ornamental design. The broken lines shown along the border depict the boundaries of one repeat unit of the claimed design and indicate that the design repeats uniformly throughout the length and width of the paper product. The broken lines form no part of the claimed design; and,

(51) **LOC (9) Cl.** **05-02**

(52) **U.S. Cl.** **D5/57**

(58) **Field of Classification Search** D5/7,
D5/56, 57; D6/582; 162/117, 123, 125
See application file for complete search history.

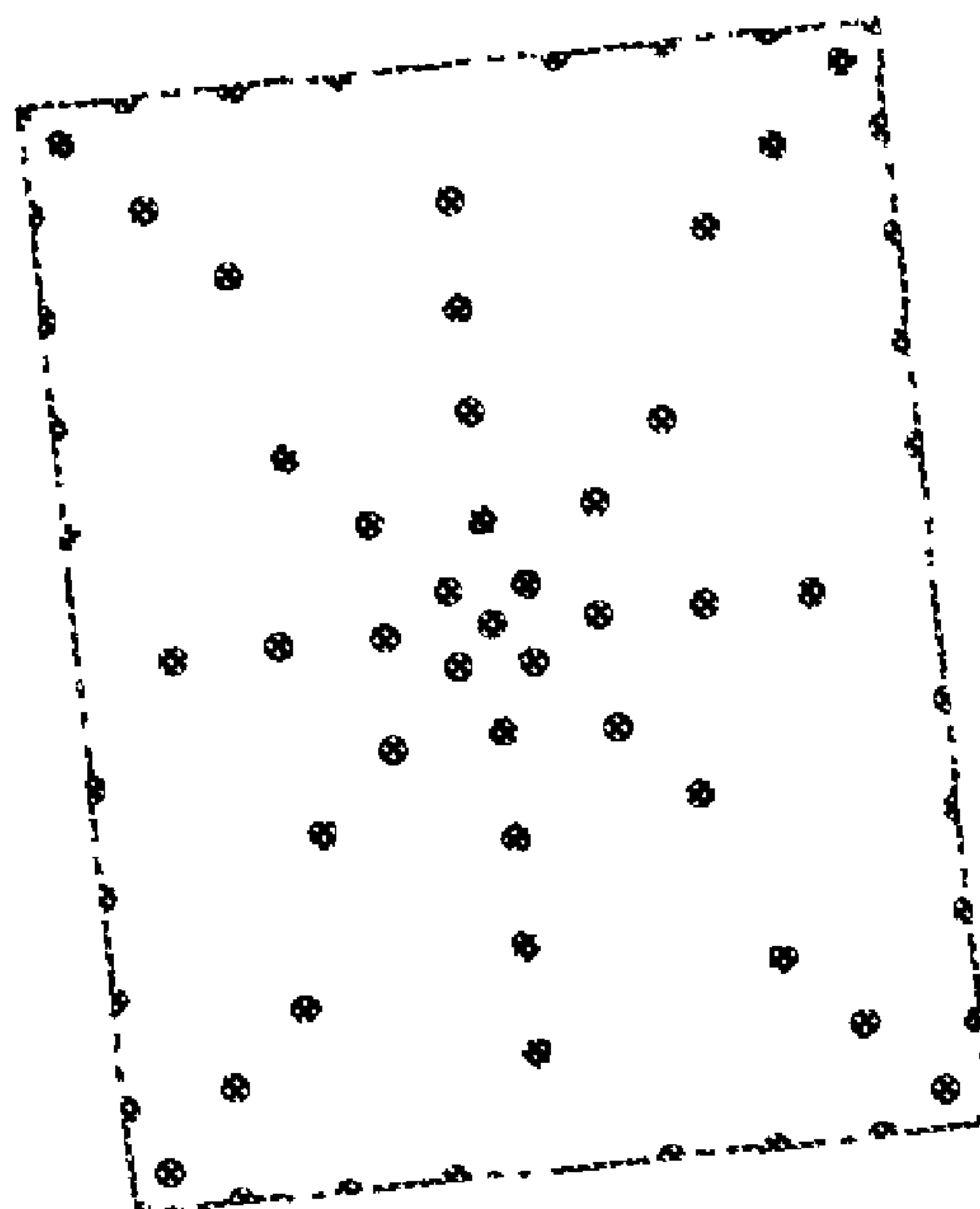
FIG. 2 is a top plan view thereof, showing our new ornamental design in an environment of use. The broken lines shown along the inner border depict the boundaries of one repeat unit of the claimed design and indicate that the design repeats uniformly throughout the length and width of the paper product. A specific length and width of the paper product forms no part of the claimed design. The broken lines form no part of the claimed design.

(56) **References Cited**

U.S. PATENT DOCUMENTS

D30,628 S *	4/1899	Norman	D5/7
D36,460 S *	7/1903	Henry	D6/582
D88,182 S *	11/1932	Weitz	D5/56
D89,078 S *	1/1933	Grulich	D5/56
D550,969 S *	9/2007	Fung et al.	D5/57
D550,970 S *	9/2007	Vidal et al.	D5/57

1 Claim, 2 Drawing Sheets



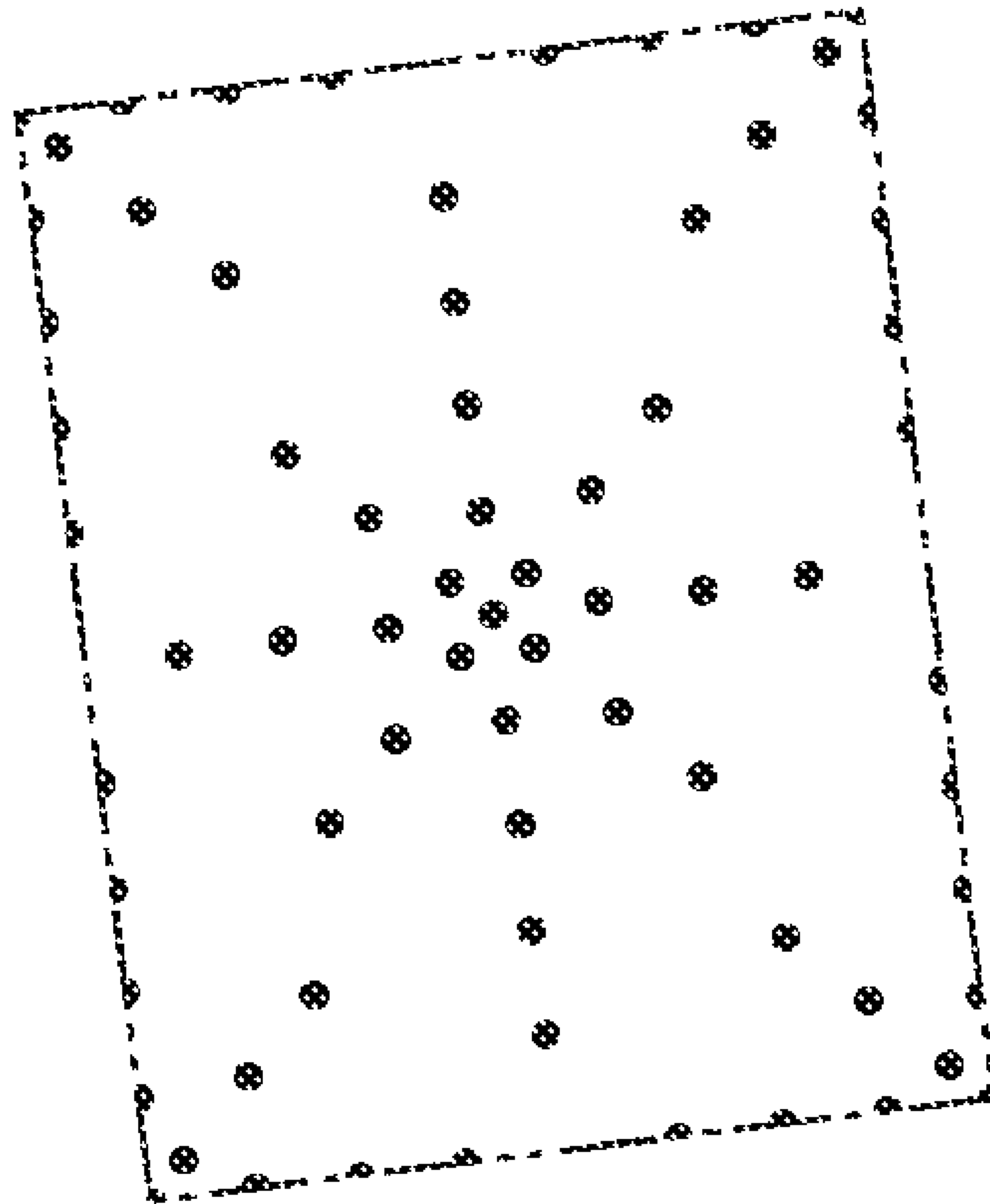


Fig. 1

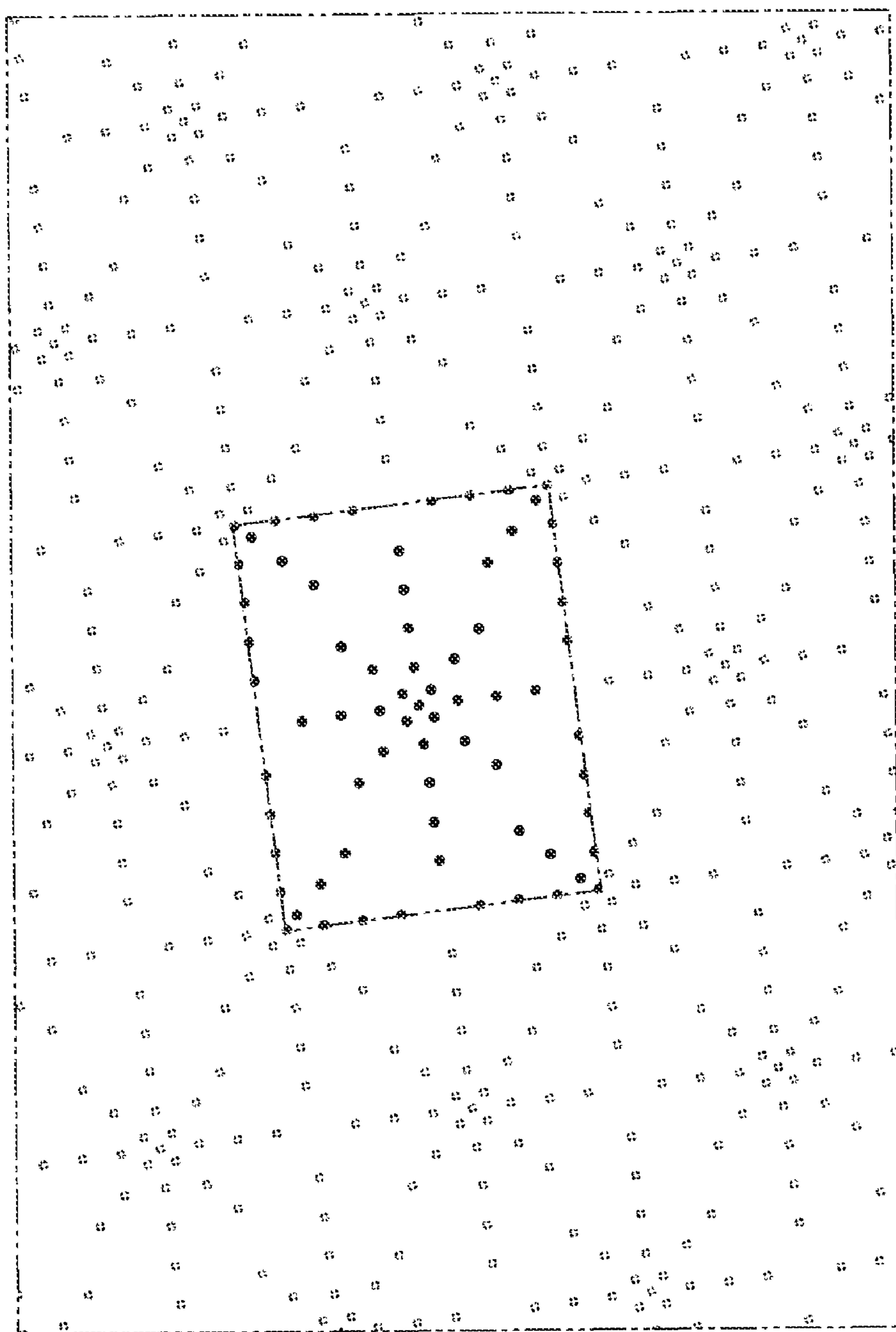


Fig. 2