



US00D629211S

(12) **United States Design Patent**
Koenig

(10) **Patent No.:** **US D629,211 S**
(45) **Date of Patent:** **** Dec. 21, 2010**

(54) **SHEET MATERIAL WITH PATTERN**

(75) Inventor: **John William Koenig**, Cincinnati, OH
(US)

(73) Assignee: **The Procter & Gamble Company**,
Cincinnati, OH (US)

(**) Term: **14 Years**

(21) Appl. No.: **29/357,003**

(22) Filed: **Mar. 5, 2010**

D423,232 S	4/2000	Reid	
D426,709 S	6/2000	Latchoo	
D428,931 S	8/2000	Zulch	
D430,406 S	9/2000	Ingalls	
D430,407 S *	9/2000	Ingalls	D5/57
D438,017 S	2/2001	Reid	
D449,452 S *	10/2001	Graff et al.	D5/57
D453,880 S	2/2002	Cheyne	
D459,093 S	6/2002	Forin	
D463,137 S	9/2002	Monroe et al.	
D518,298 S	4/2006	Hynnek et al.	
D518,648 S *	4/2006	Broering et al.	D5/58
7,597,777 B2 *	10/2009	Wilke, II	162/117
D614,408 S *	4/2010	Koenig	D5/57

Related U.S. Application Data

(62) Division of application No. 29/308,449, filed on Jun. 18, 2008, now Pat. No. Des. 614,408.

(51) **LOC (9) Cl.** **05-02**

(52) **U.S. Cl.** **D5/57**

(58) **Field of Classification Search** D5/1,
D5/2, 3, 7, 11, 16, 19, 25, 47, 52, 53, 57,
D5/58, 59, 61, 99; D6/595, 603, 608; D24/124,
D24/125; 264/258, 284; 428/153, 154, 156,
428/182, 183, 184, 185, 186, 167, 171, 187,
428/195, 542.2, 542.6, 904, 904.4; 162/109,
162/110, 111, 112, 113, 114, 115, 116, 117,
162/204, 205, 361

See application file for complete search history.

(56) **References Cited**

U.S. PATENT DOCUMENTS

D349,159 S	7/1994	Huffman
D363,610 S	10/1995	Saffran et al.
D377,270 S	1/1997	Neal
D382,162 S	8/1997	Ertolacci et al.
D392,466 S	3/1998	Kendall et al.
D405,271 S	2/1999	Unwin et al.

* cited by examiner

Primary Examiner—Robert M Spear

Assistant Examiner—Barbara B Lohr

(74) *Attorney, Agent, or Firm*—Larry L. Huston; Leonard W. Lewis; Steven W. Miller

(57) **CLAIM**

The ornamental design for a sheet material with pattern, as shown and described.

DESCRIPTION

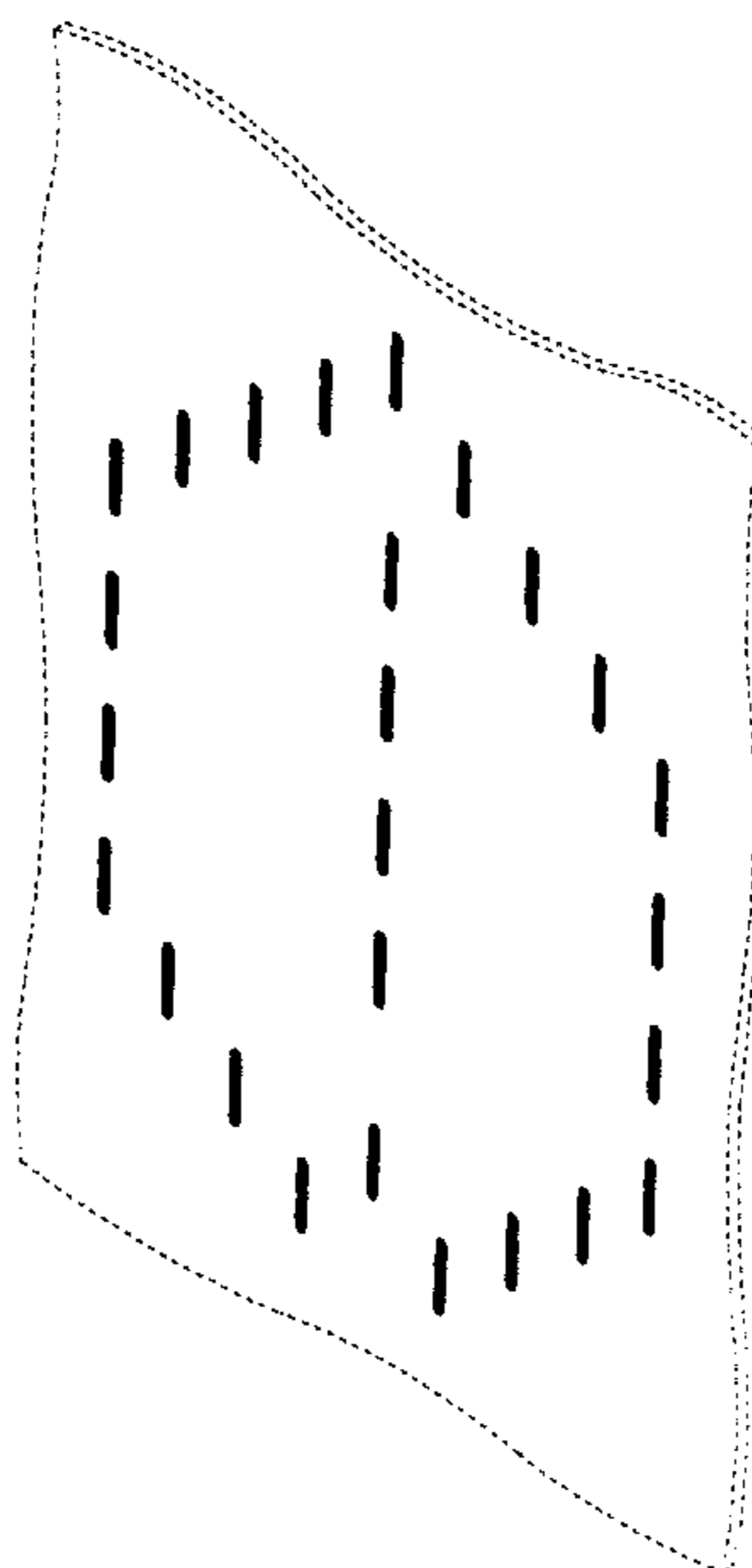
FIG. 1 is a perspective view of a sheet material with pattern, FIG. 2 is a front view of the sheet material with pattern of FIG. 1,

FIG. 3 is a perspective view of a sheet material with pattern; and,

FIG. 4 is a front view of the sheet material with pattern of FIG. 3.

The broken lines, side views and rear views form no part of the design hereof in any of the foregoing embodiments.

1 Claim, 4 Drawing Sheets



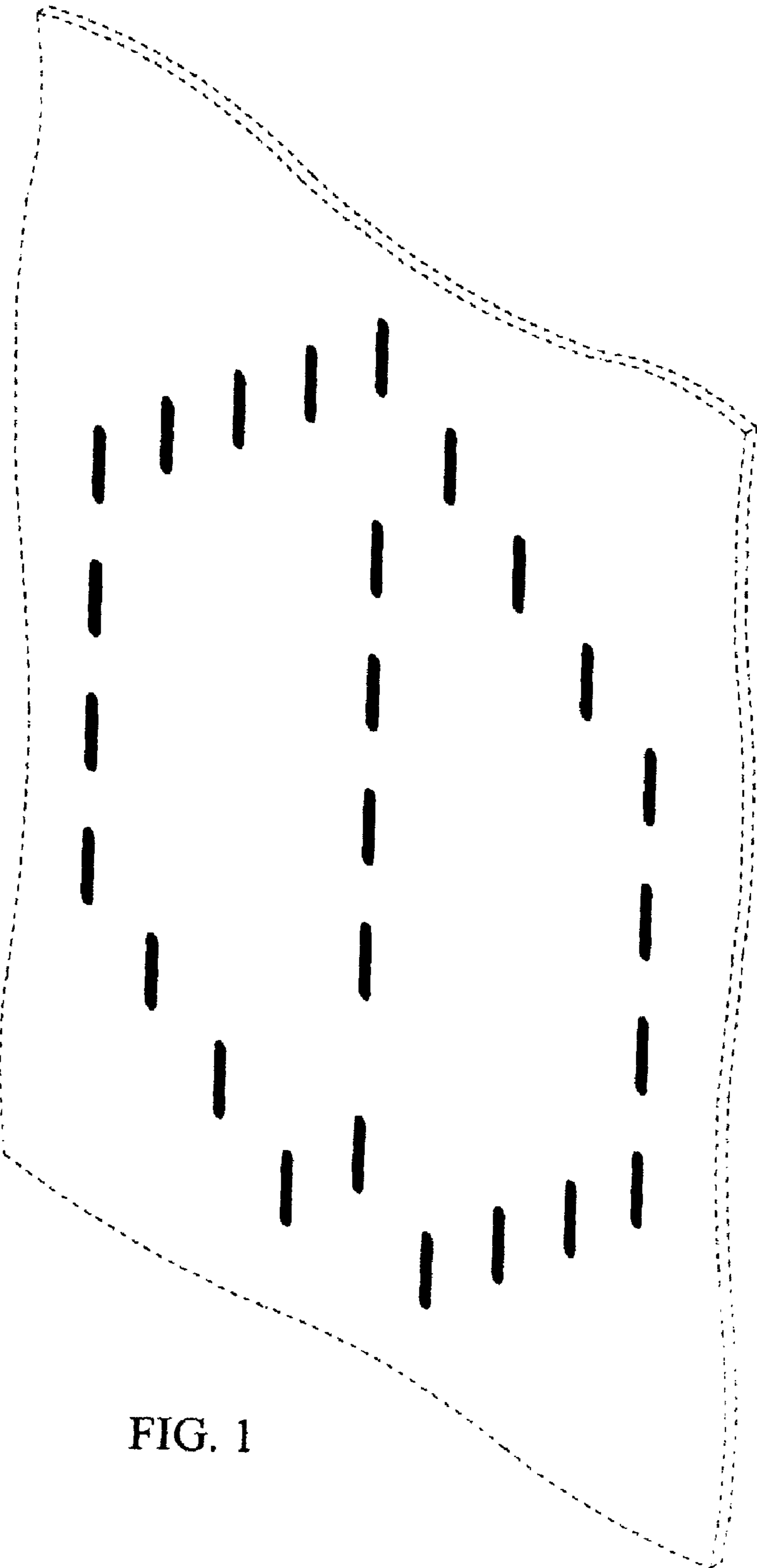


FIG. 1

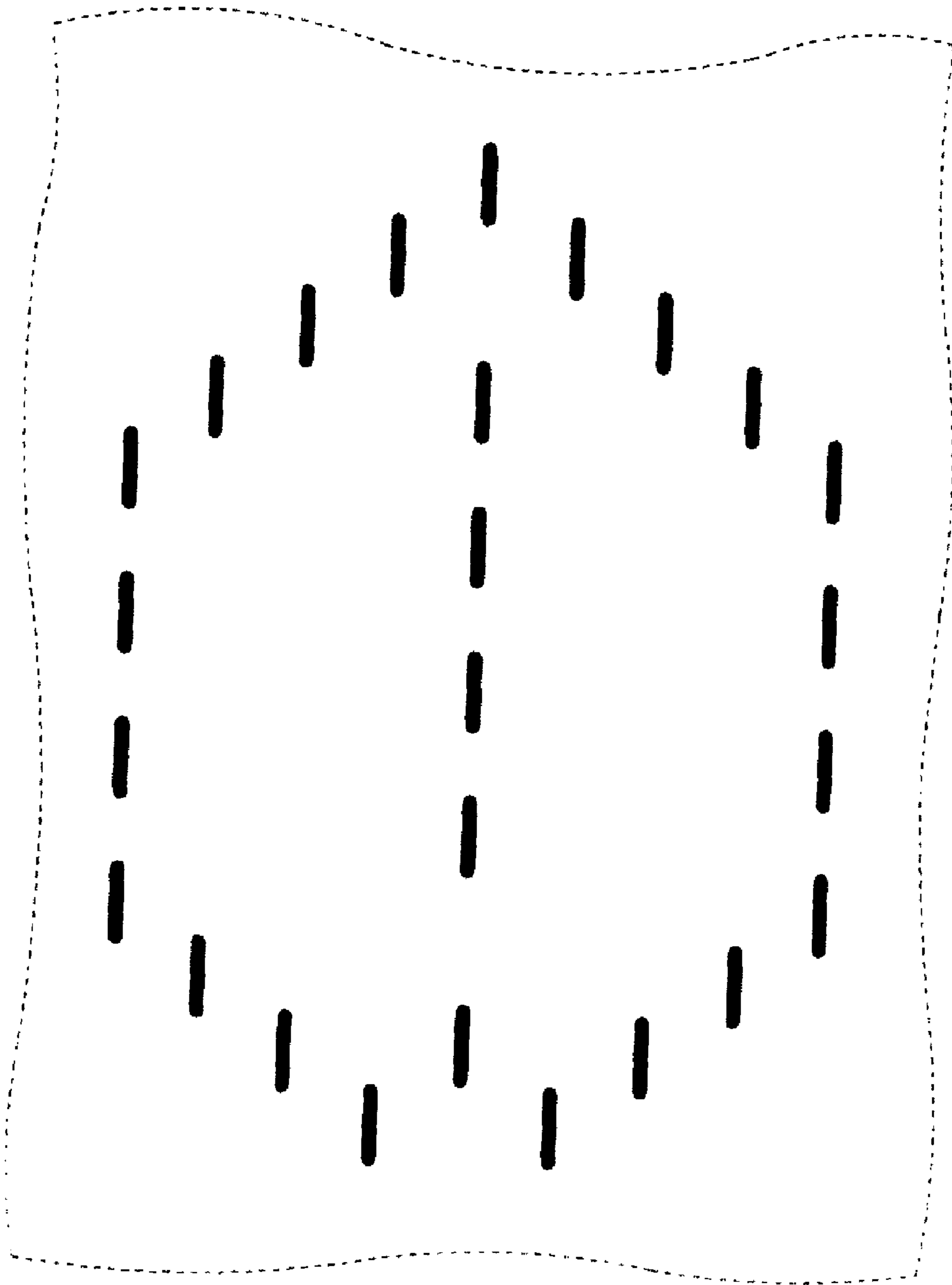


FIG. 2

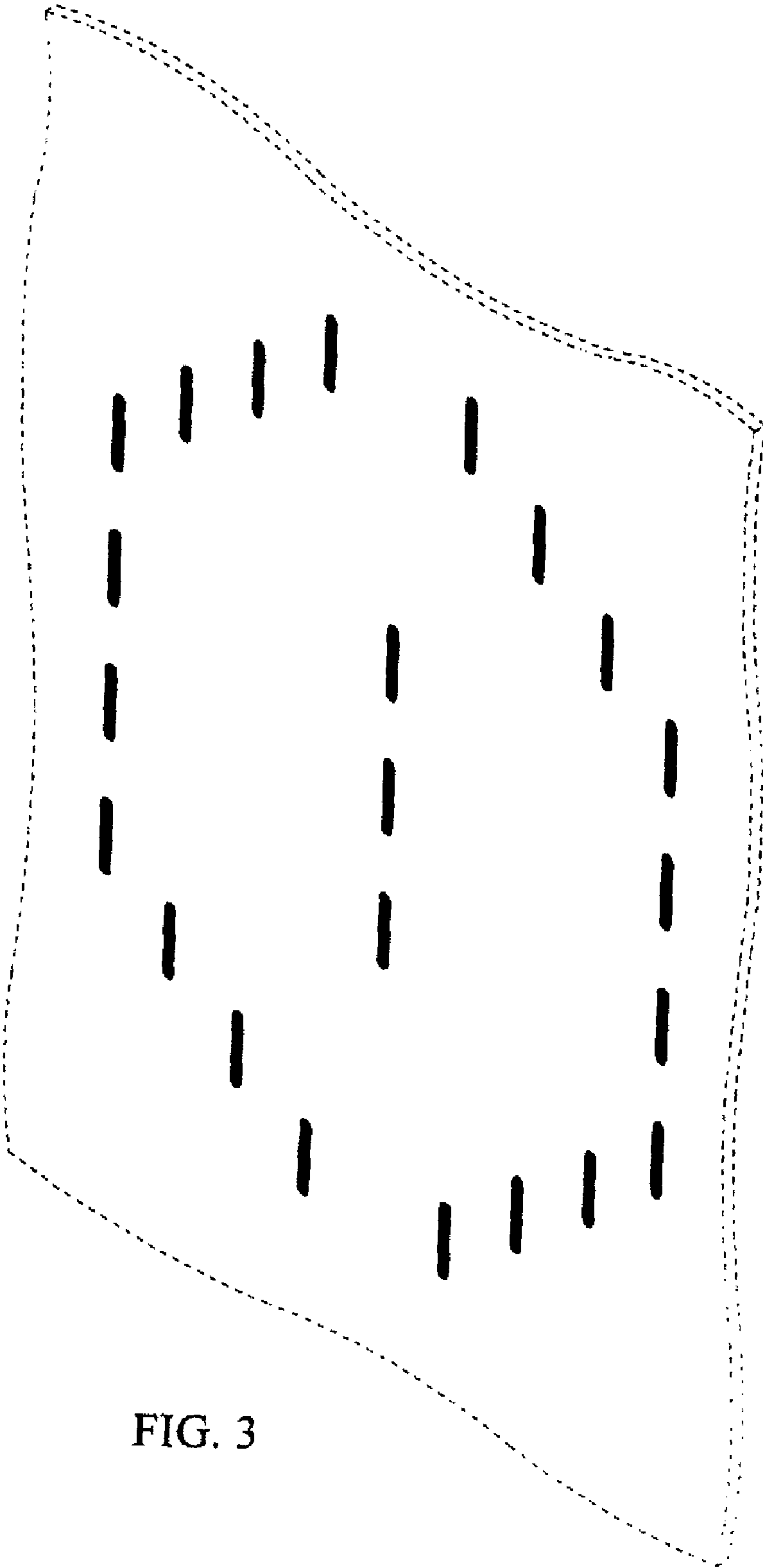


FIG. 3

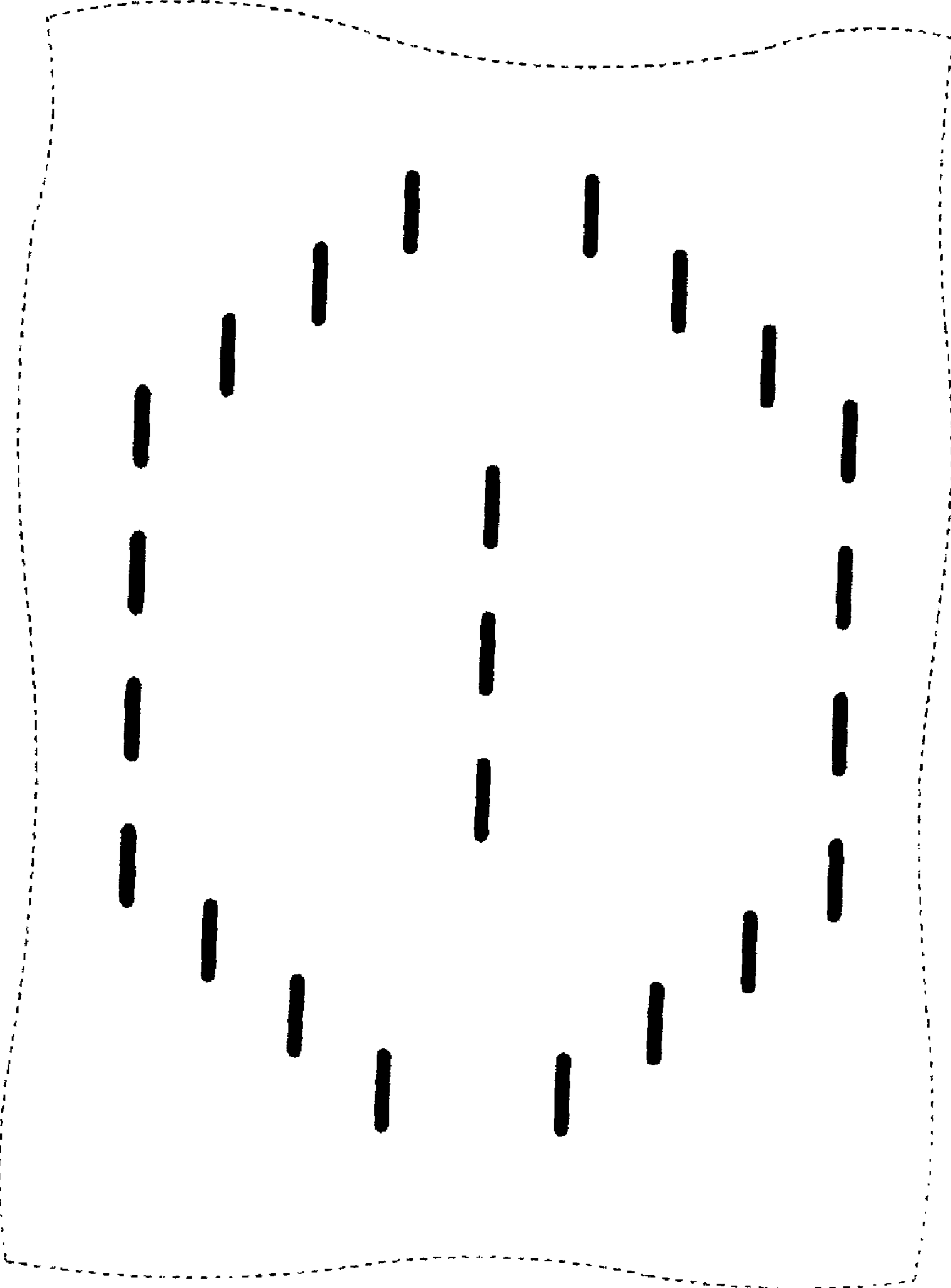


FIG. 4