



US00D629207S

(12) **United States Design Patent**
Bickford

(10) **Patent No.:** **US D629,207 S**

(45) **Date of Patent:** **** Dec. 21, 2010**

(54) **MASCARA BRUSH HEAD**

(75) Inventor: **William Robert Bickford**,
Ronkonkoma, NY (US)

(73) Assignee: **ELC Management LLC**, New York, NY
(US)

(**) Term: **14 Years**

(21) Appl. No.: **29/343,472**

(22) Filed: **Sep. 14, 2009**

(51) **LOC (9) Cl.** **04-01**

(52) **U.S. Cl.** **D4/133; D4/136**

(58) **Field of Classification Search** D4/133,
D4/136, 127; D28/7; 132/218, 320; 15/160,
15/188, 207.2

See application file for complete search history.

(56) **References Cited**

U.S. PATENT DOCUMENTS

702,359 A	6/1902	Durston	
D238,212 S	12/1975	Kingsford	
3,998,235 A	12/1976	Kingsford	
4,446,880 A	5/1984	Gueret et al.	
4,545,393 A	10/1985	Gueret et al.	
4,600,328 A	7/1986	Clements	
4,869,612 A	9/1989	Mooney et al.	
5,052,839 A	10/1991	Pettengill	
5,123,431 A	6/1992	Wilson	
D366,566 S *	1/1996	Denebeim D4/128
5,611,361 A	3/1997	Leone	
5,761,760 A	6/1998	Dumler et al.	
6,029,675 A	2/2000	Dumler	
D568,614 S	5/2008	Lou	

7,467,905 B2	12/2008	Habatjou	
D591,955 S	5/2009	Kulik	
2005/0217691 A1	10/2005	Petit	
2007/0246058 A1 *	10/2007	Bodelin 132/218
2008/0060669 A1	3/2008	Malvar et al.	
2008/0202546 A1 *	8/2008	Keurinck 132/218
2009/0065018 A1 *	3/2009	Berhault 132/218
2009/0065020 A1	3/2009	Butcher et al.	
2010/0129134 A1 *	5/2010	Gueret 401/126

* cited by examiner

Primary Examiner—Jennifer Rivard

(74) *Attorney, Agent, or Firm*—Martin W. Haerter

(57) **CLAIM**

The ornamental design for a mascara brush head, substantially as shown and described.

DESCRIPTION

FIG. 1 is a top, front and right side perspective view of my new design for a mascara brush head;

FIG. 2 is a right side elevation view of the mascara brush head shown in FIG. 1, a left side elevation view being a mirror image thereof;

FIG. 3 is a top plan view of the mascara brush head shown in FIG. 1, a bottom plan view being a mirror image thereof;

FIG. 4 is a front elevation view of the mascara brush head shown in FIG. 1; and,

FIG. 5 is a rear elevation view of the mascara brush head shown in FIG. 1.

The broken lines shown in the drawings illustrate environment and form no part of the claimed design.

1 Claim, 2 Drawing Sheets

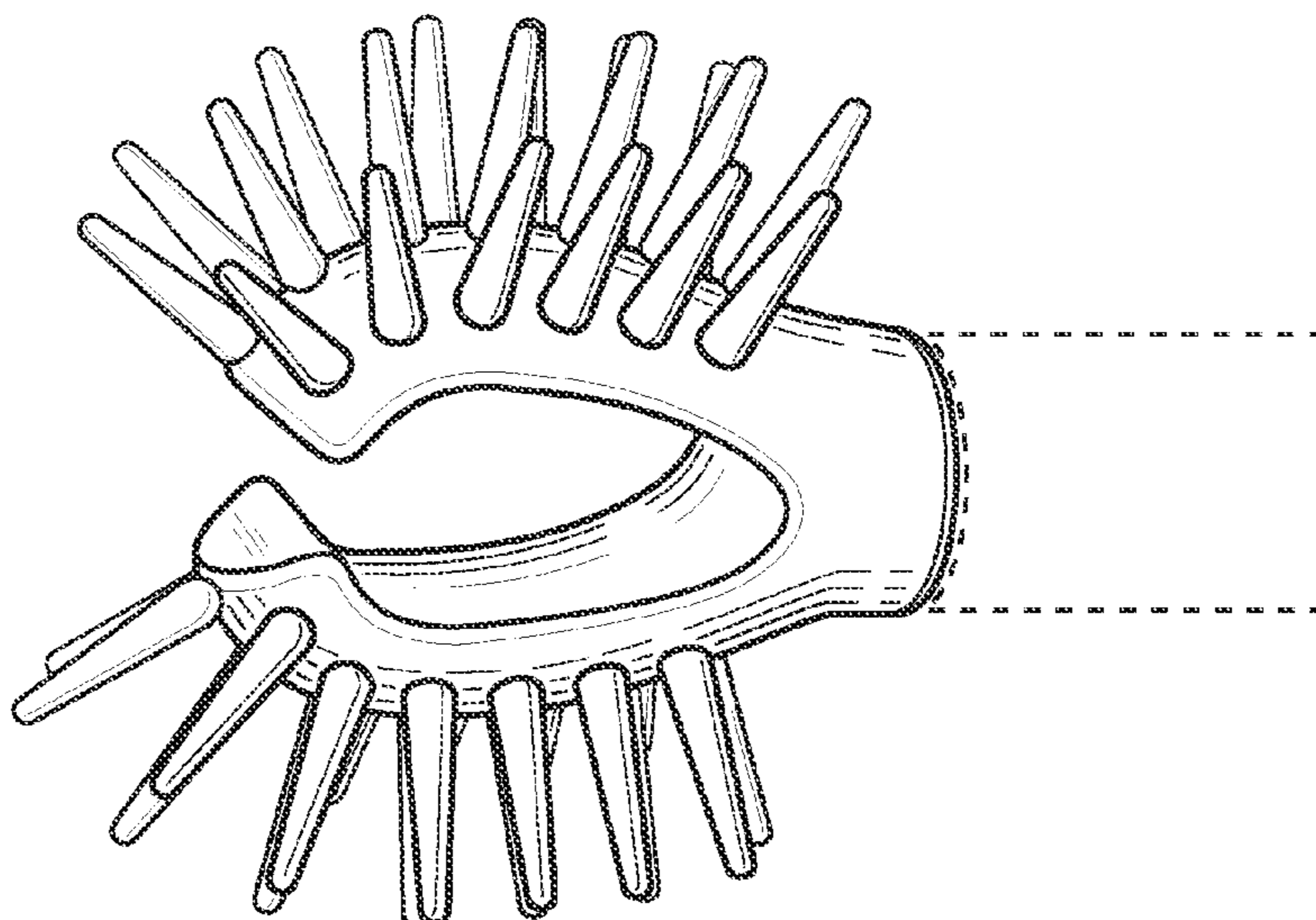


FIG. 1

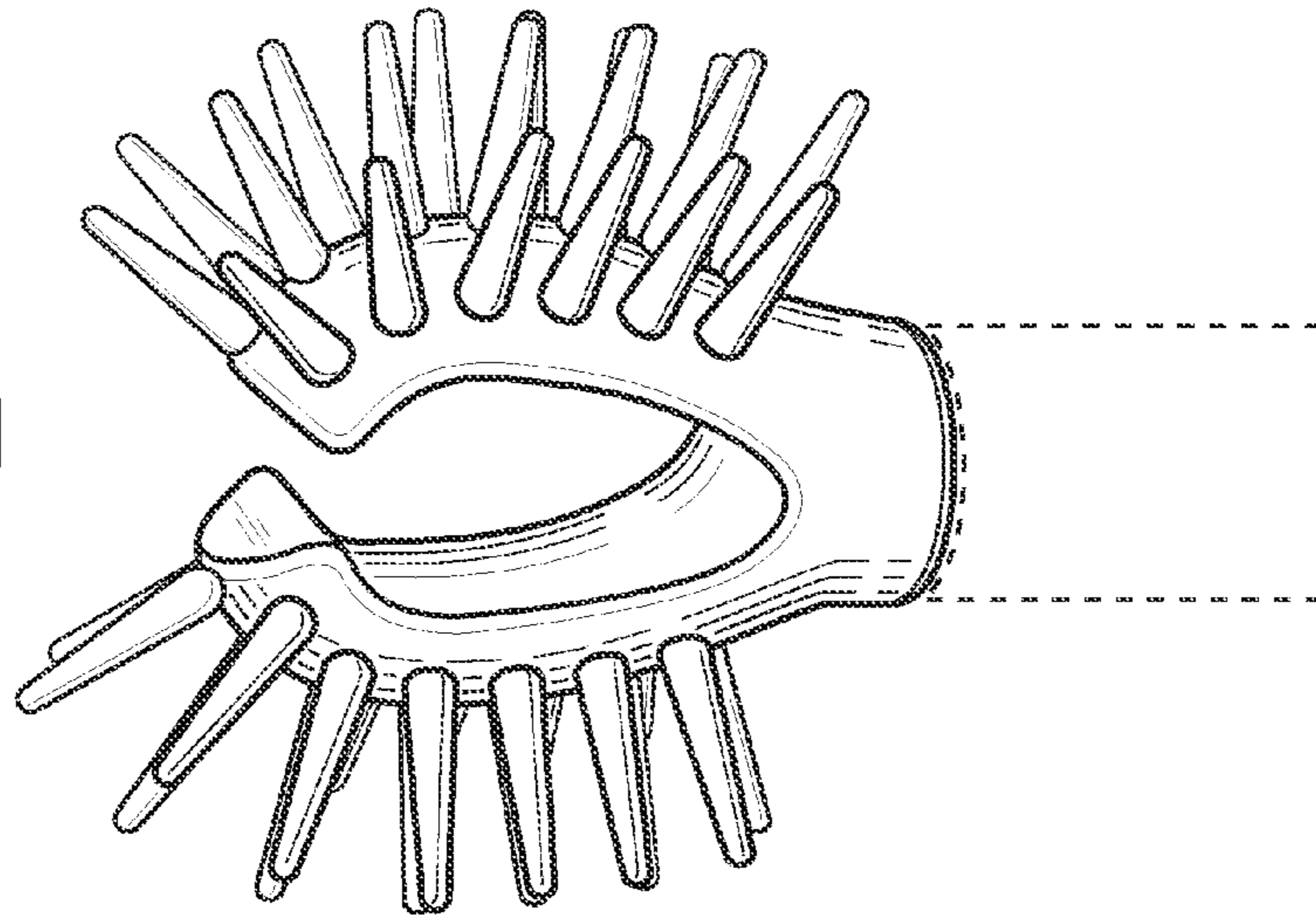


FIG. 2

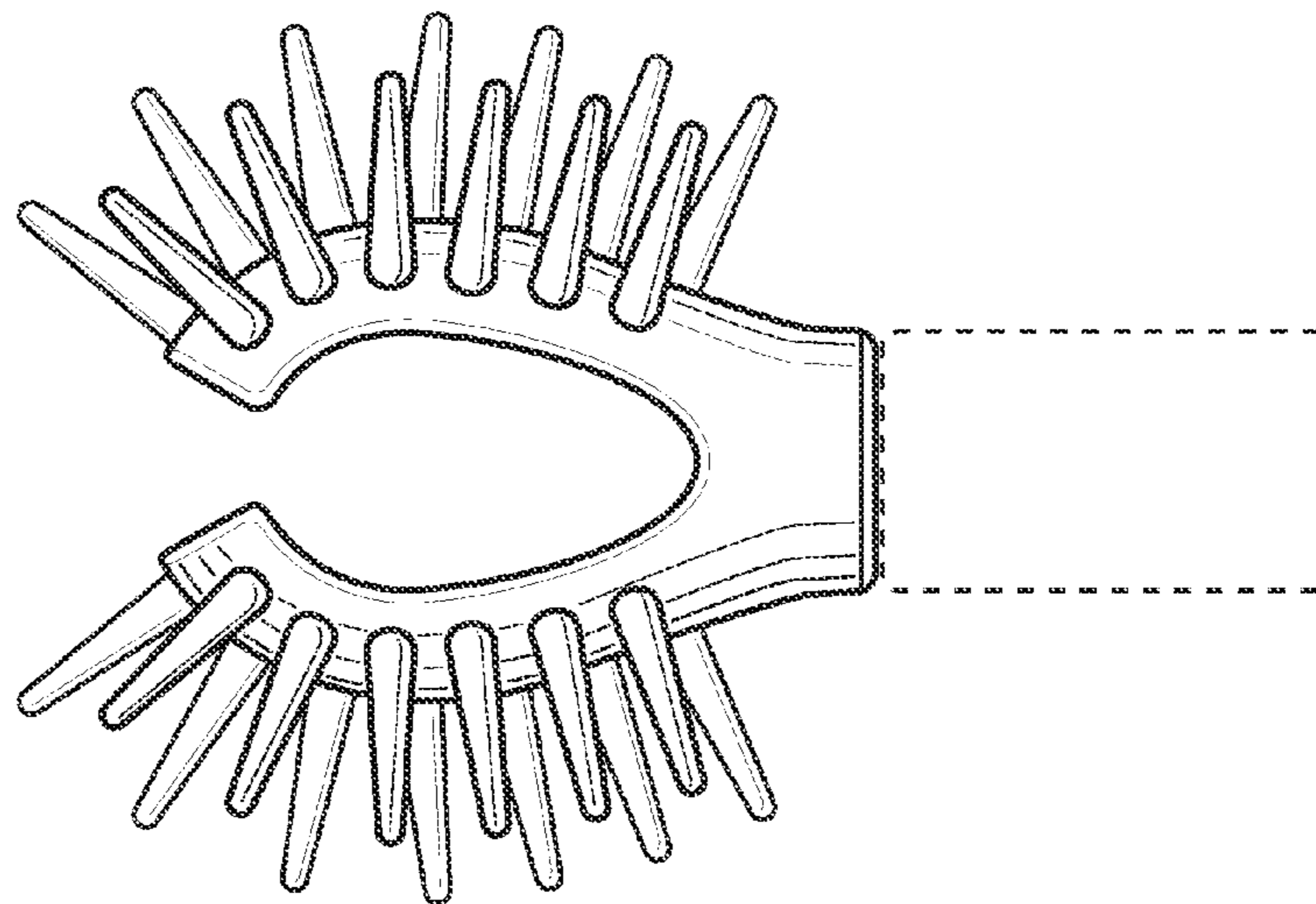


FIG. 3

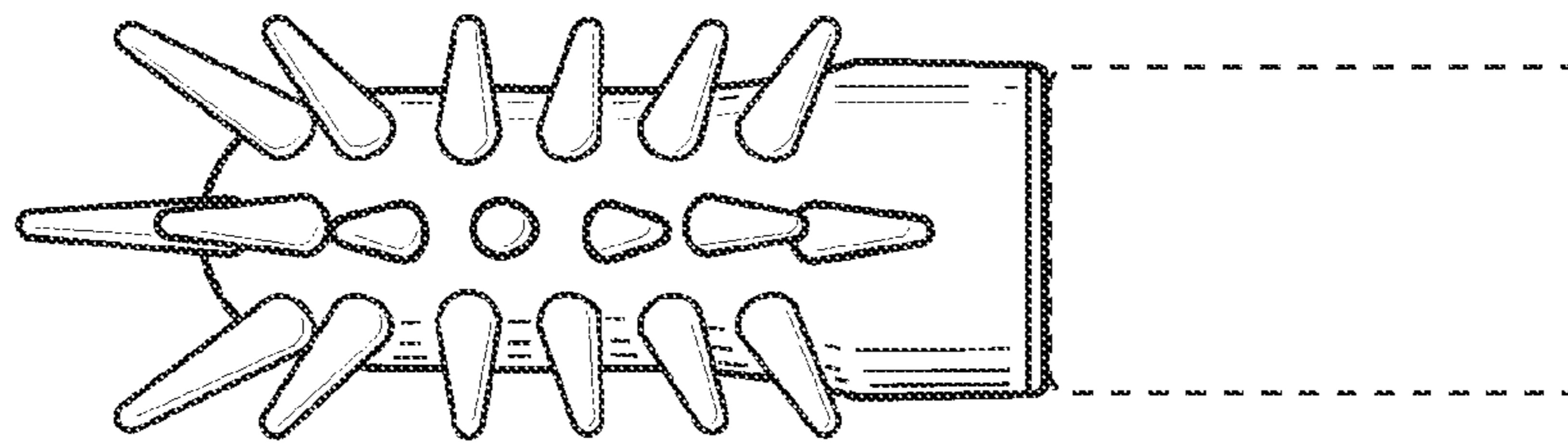


FIG. 4

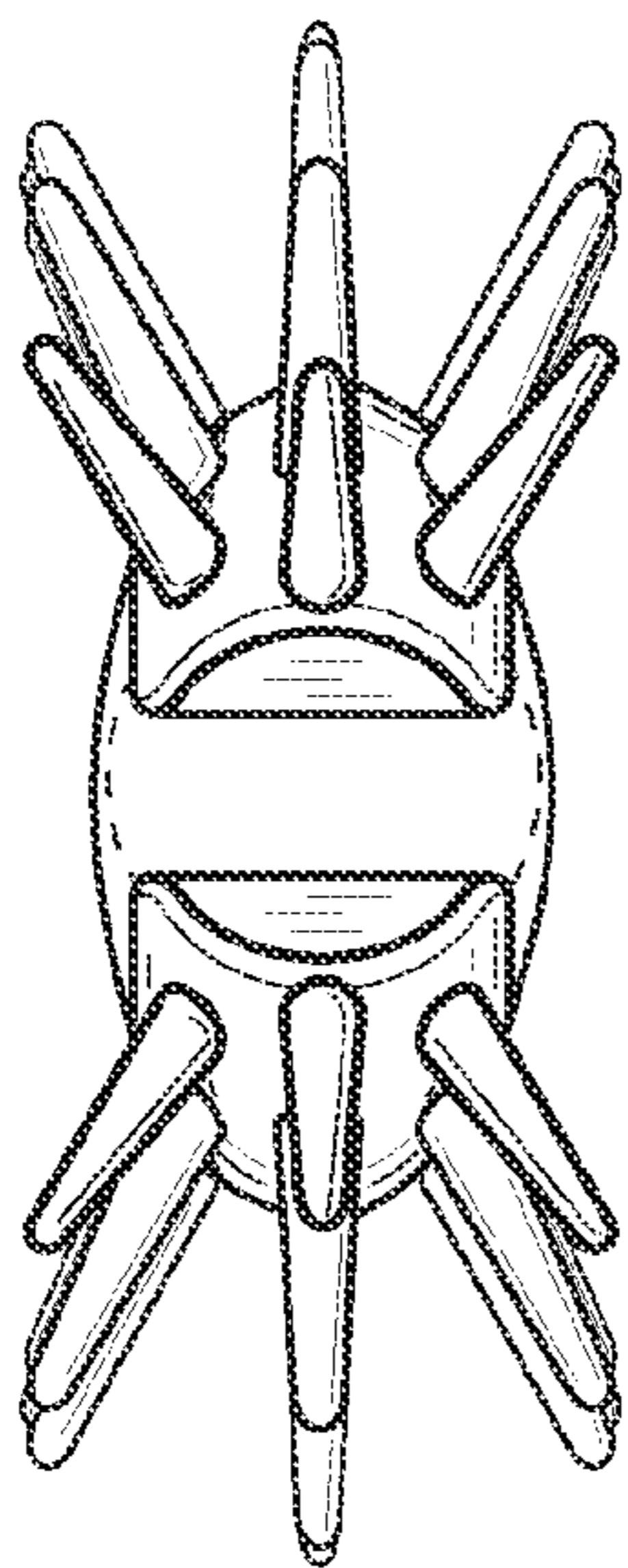


FIG. 5

