



US00D629206S

(12) **United States Design Patent**
Chen

(10) **Patent No.:** **US D629,206 S**
(45) **Date of Patent:** **** Dec. 21, 2010**

(54) **CLEANING TOOL**

7,437,797 B2 * 10/2008 Ptak et al. 15/398

(76) Inventor: **Ming-Hao Chen**, No. 275, Tianxin Rd.,
Xinpu Township, Hsinchu County (TW)
30541

* cited by examiner

Primary Examiner—Robin V Webster
Assistant Examiner—Lavone D Tabor

(**) Term: **14 Years**

(57) **CLAIM**

(21) Appl. No.: **29/359,153**

The ornamental design for a cleaning tool, as shown and described.

(22) Filed: **Apr. 7, 2010**

(51) **LOC (9) Cl.** **04-01**

DESCRIPTION

(52) **U.S. Cl.** **D4/115; D4/128**

FIG. 1 is a perspective view of a cleaning tool showing my new design;

(58) **Field of Classification Search** D4/114,

FIG. 2 is a front elevation view thereof;

D4/115, 128; D32/33; 15/23–27, 104.03,
15/104.05, 104.061, 104.2, 159.1, 160, 164,
15/179; 401/268, 285, 287, 289

FIG. 3 is a rear elevation view thereof;

See application file for complete search history.

FIG. 4 is a left side view thereof;

(56) **References Cited**

FIG. 5 is a right side view thereof;

U.S. PATENT DOCUMENTS

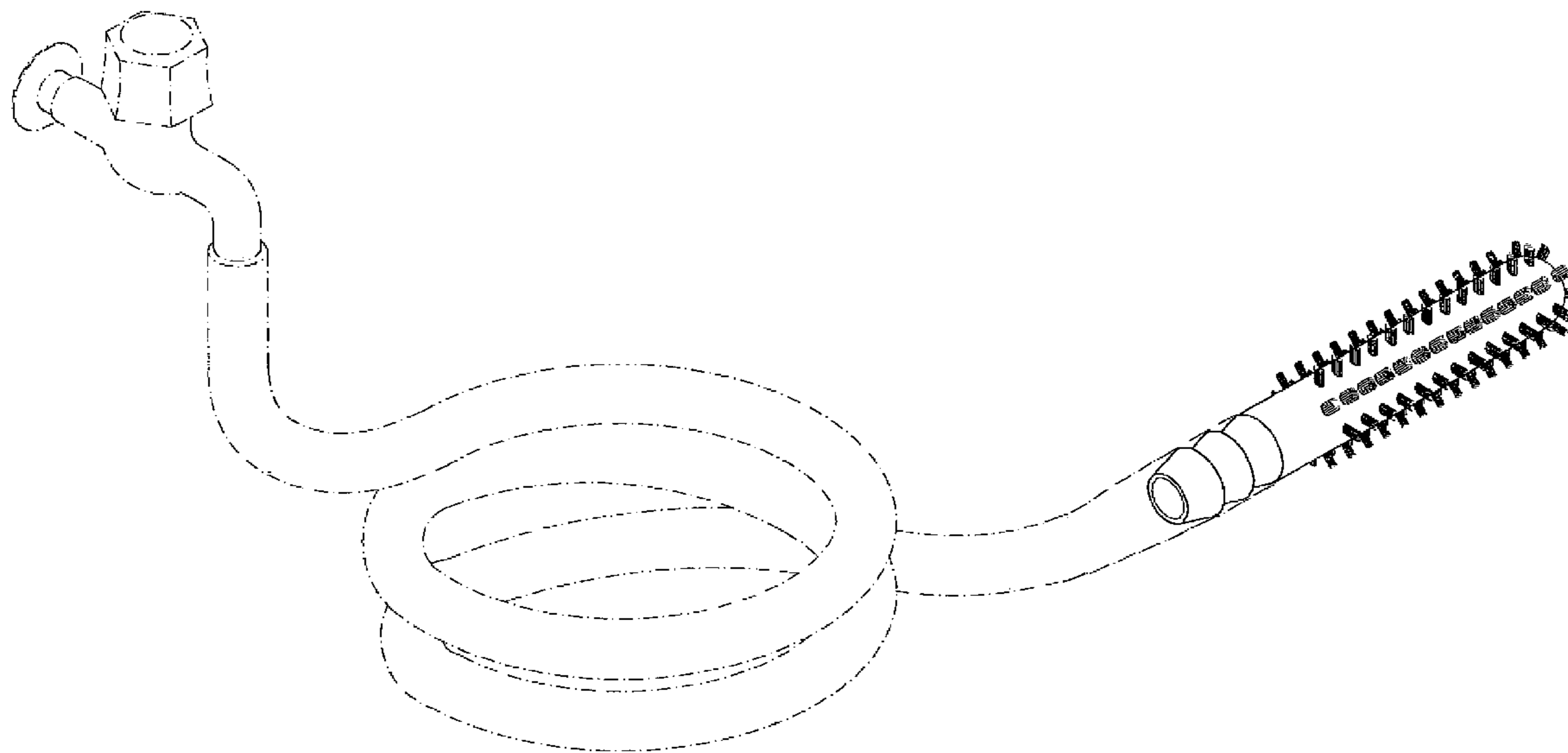
FIG. 6 is a top plain view thereof;

46,441	A *	2/1865	Berchmeyer	15/104.16
1,142,911	A *	6/1915	Riddiford	401/289
1,304,543	A *	5/1919	Concannon et al.	15/179
1,550,625	A *	8/1925	Mills	401/285
2,228,067	A *	1/1941	Von Den Driesch	15/164
7,261,486	B2 *	8/2007	Jian	401/291

FIG. 7 is a bottom plain view thereof; and,

FIG. 8 is a view showing the application thereof, wherein the broken line portion is for illustrative purpose only and forms no part of the claimed design.

1 Claim, 5 Drawing Sheets



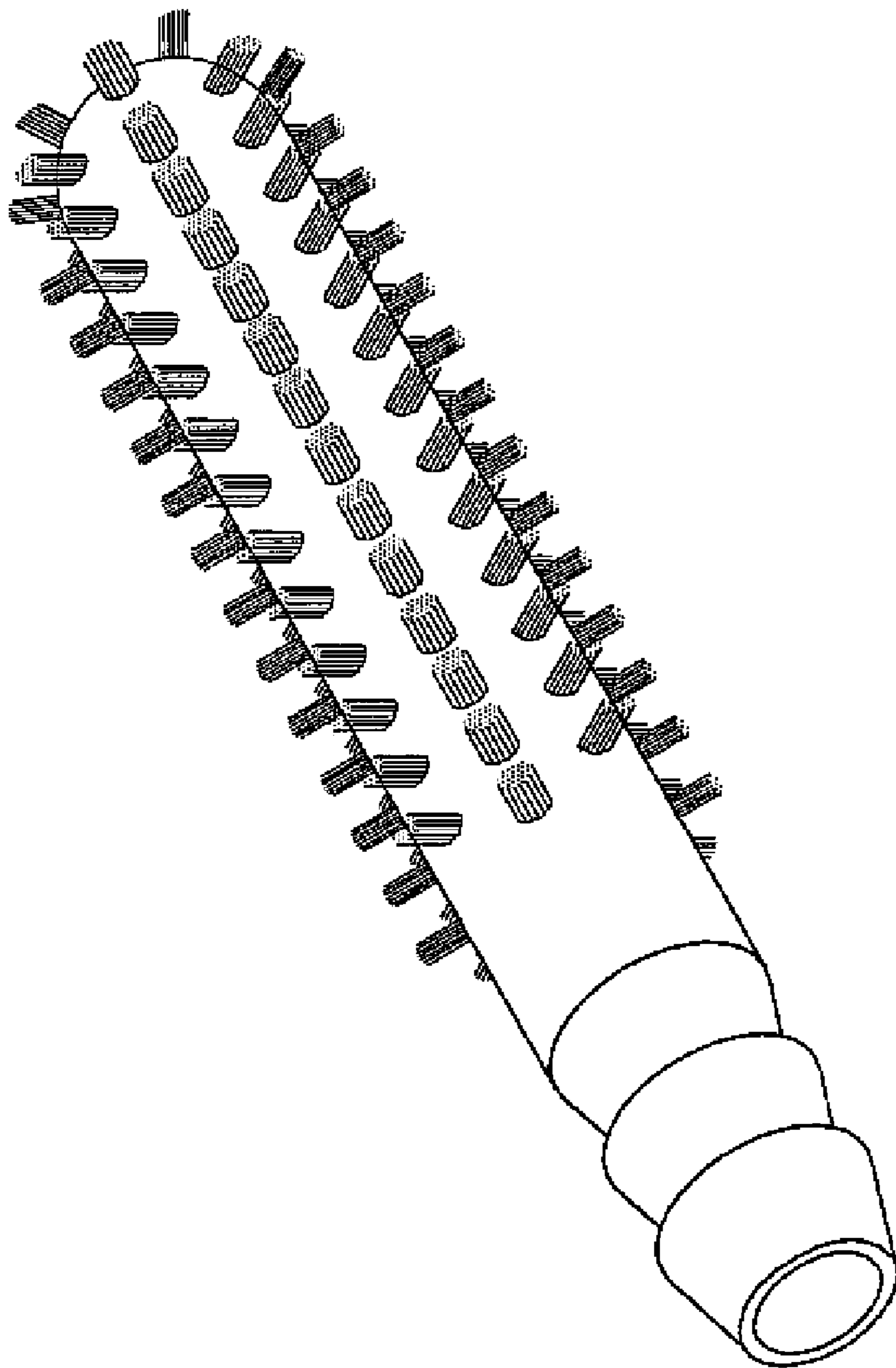


FIG. 1




FIG. 2




FIG. 3




FIG. 4




FIG. 5

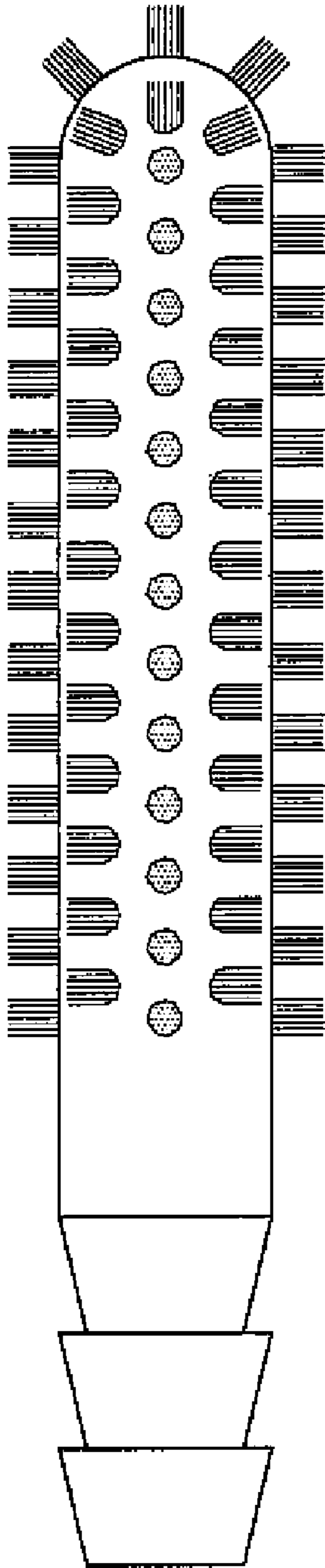


FIG. 6




FIG. 7

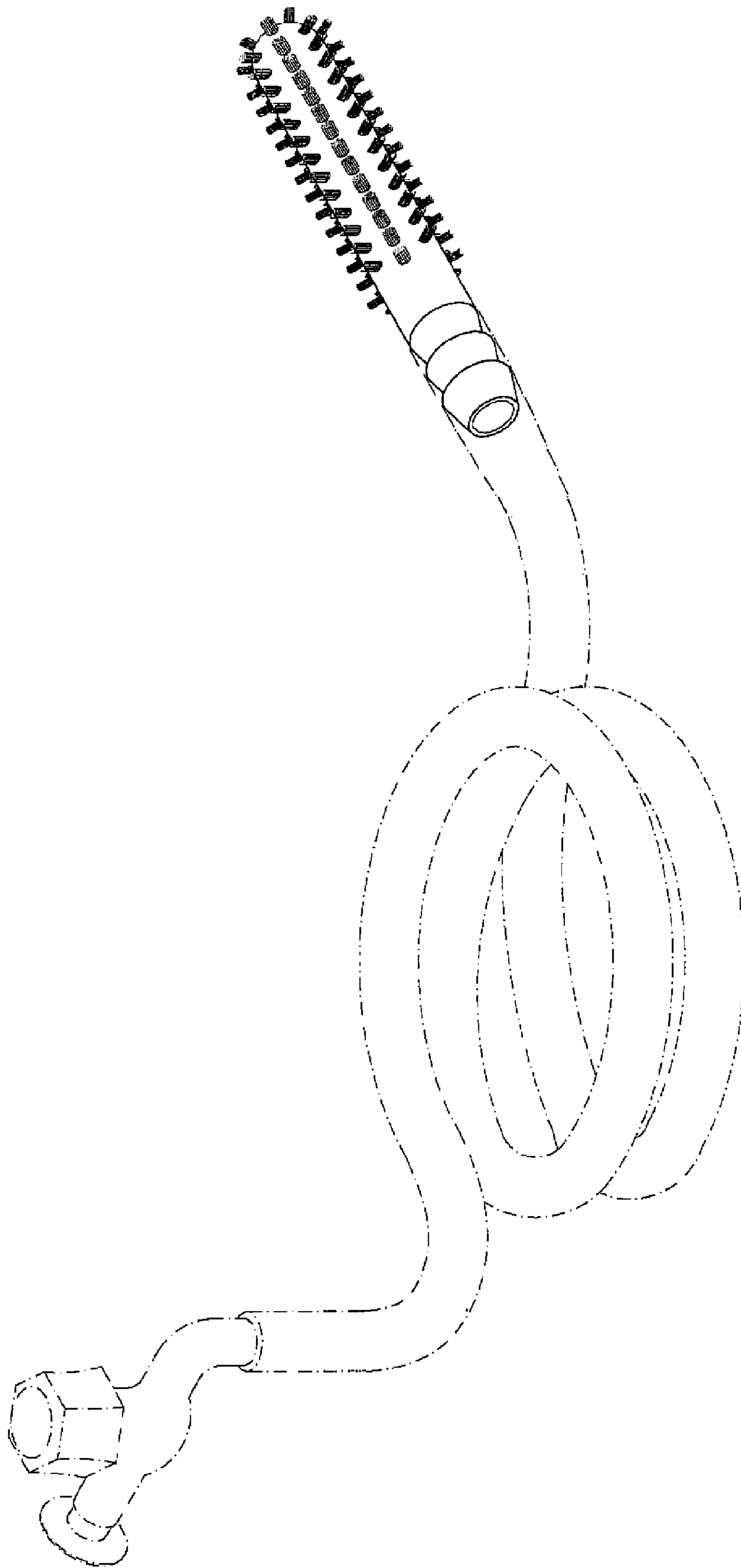


FIG. 8