



US00D629197S

(12) **United States Design Patent**
Jusic

(10) **Patent No.:** **US D629,197 S**

(45) **Date of Patent:** **** Dec. 21, 2010**

(54) **ENLARGED CARRYING CASE**
(75) Inventor: **Alise Jusic**, Los Angeles, CA (US)
(73) Assignee: **Vatra, Inc.**, Los Angeles, CA (US)
(**) Term: **14 Years**
(21) Appl. No.: **29/335,442**
(22) Filed: **Apr. 15, 2009**

D453,623 S * 2/2002 Meissner D3/273
D517,315 S * 3/2006 Amin D3/273
D520,136 S * 5/2006 Keller et al. D24/131
D521,731 S * 5/2006 Tagliati et al. D3/273
2009/0259470 A1 * 10/2009 Chang 704/246

* cited by examiner

Primary Examiner—Prabhakar Deshmukh

(74) *Attorney, Agent, or Firm*—Cohen IP Law Group, PC;
Michael N. Cohen

(51) **LOC (9) Cl.** **03-01**
(52) **U.S. Cl.** **D3/273**
(58) **Field of Classification Search** D3/201,
D3/215, 212, 273, 274, 276, 289, 902, 905,
D3/231, 232, 254, 255; 224/236, 240, 235,
224/656, 657, 658, 269, 270, 267, 272, 901,
224/904, 908, 153–156; 190/18 A, 18 B,
190/103, 106–109, 124, 126, 127
See application file for complete search history.

(57) **CLAIM**

I claim the ornamental design for an enlarged carrying case,
as shown and described.

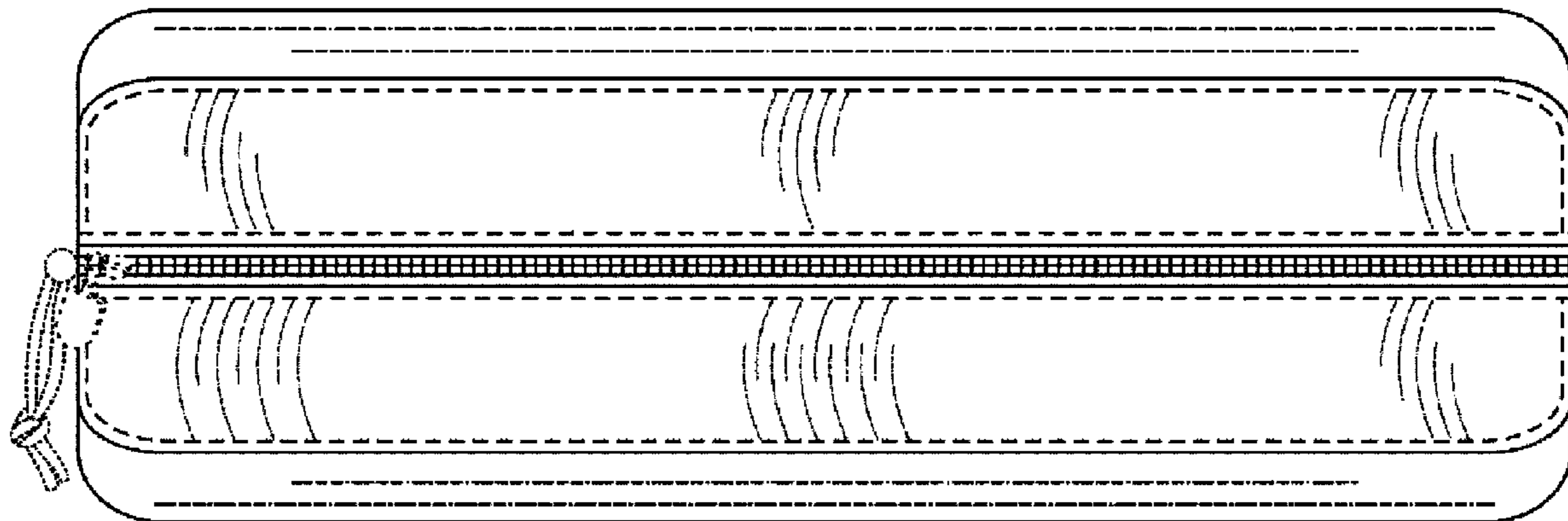
DESCRIPTION

FIG. 1 is a front view of an enlarged carrying case;
FIG. 2 is a rear view of FIG. 1;
FIG. 3 is a side view of FIG. 1.
FIG. 4 is top view of FIG. 1; and,
FIG. 5 is a bottom view of FIG. 1.

The broken lines represent the stitch lines. Other broken lines
showing of zipper and top elements in FIG. 4 are for illustrative
purpose only and form no part of the claimed design.

1 Claim, 4 Drawing Sheets

(56) **References Cited**
U.S. PATENT DOCUMENTS
3,977,451 A * 8/1976 Duba 206/315.4
D318,370 S * 7/1991 White D3/321
5,410,332 A * 4/1995 Barry et al. 345/164
5,427,453 A * 6/1995 Cloessner 383/38
D419,770 S * 2/2000 Mogil D3/283



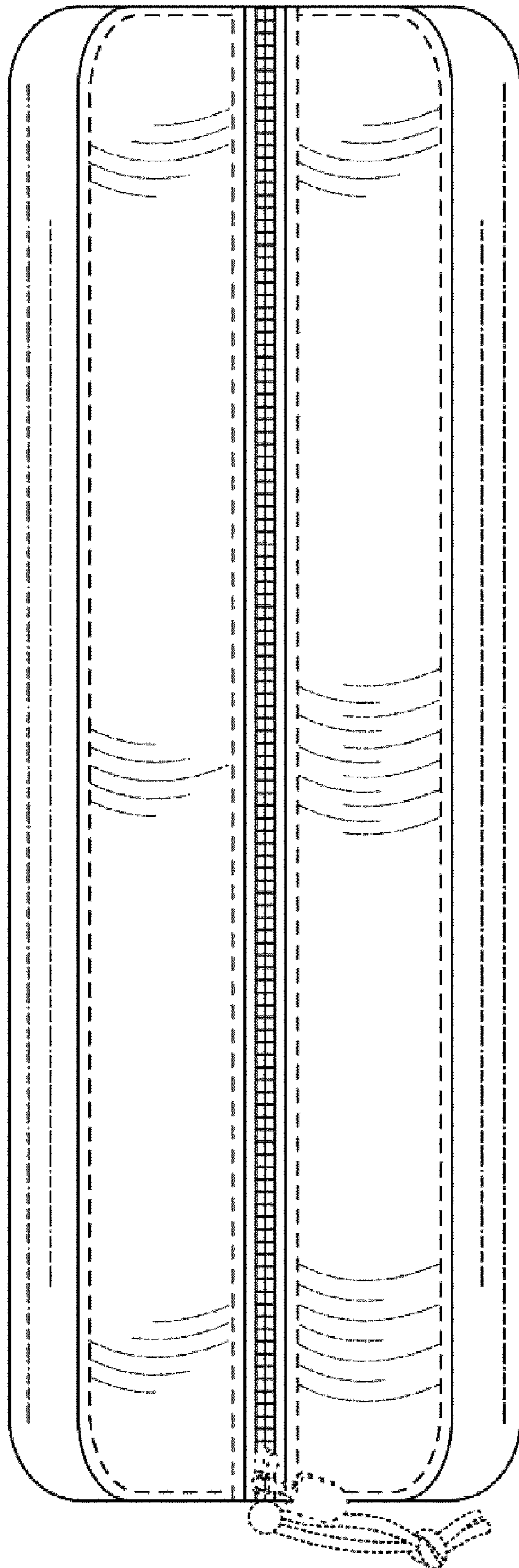


FIG. 1

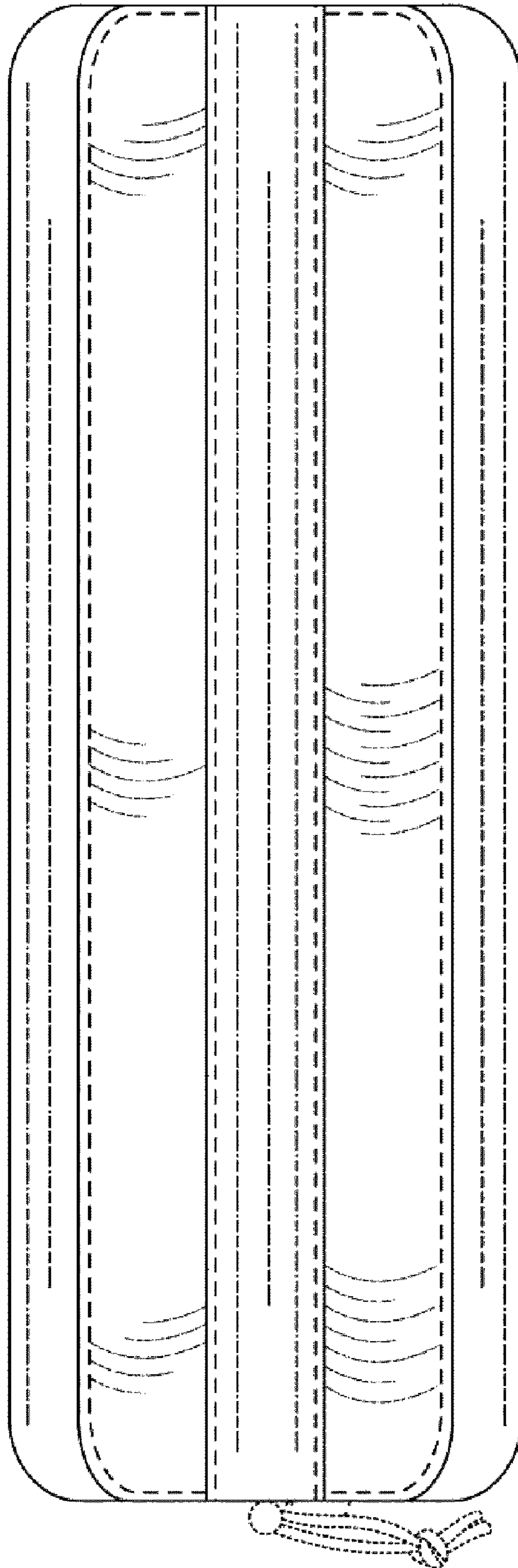


FIG. 2

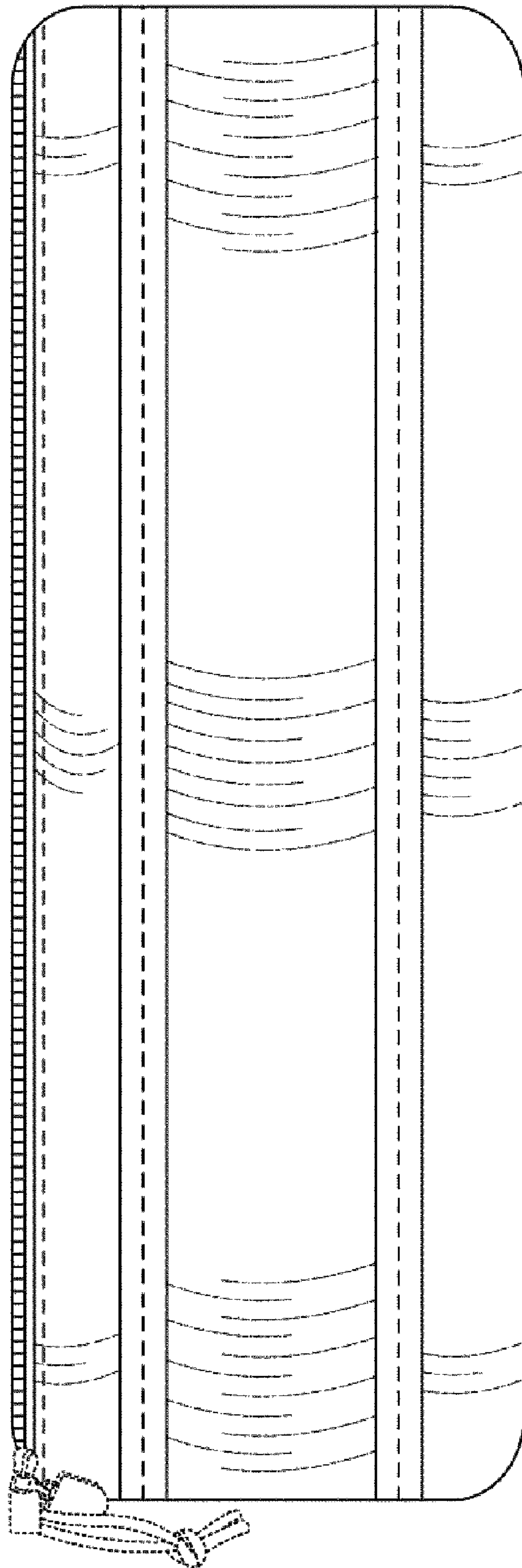


FIG. 3

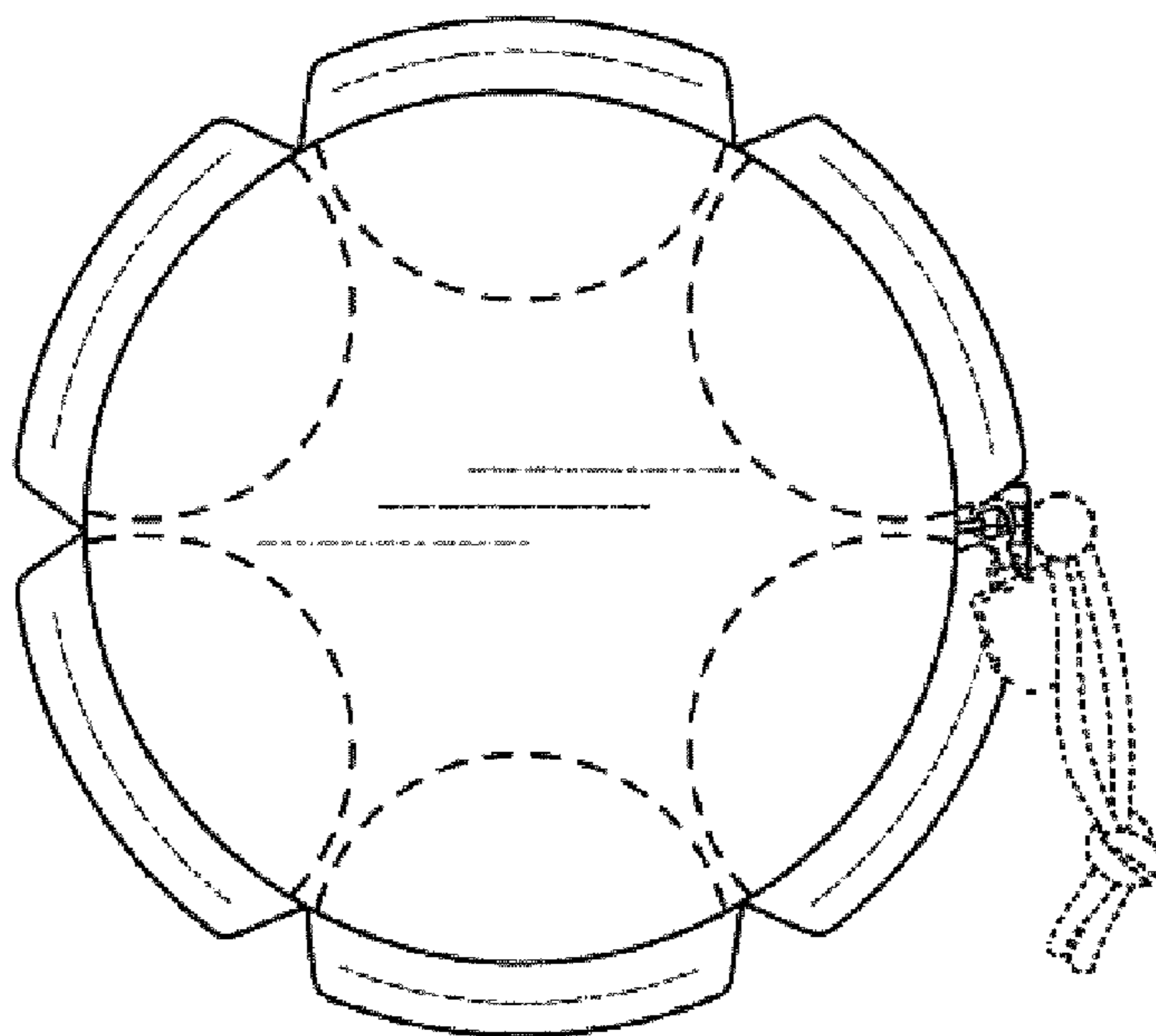


FIG. 4

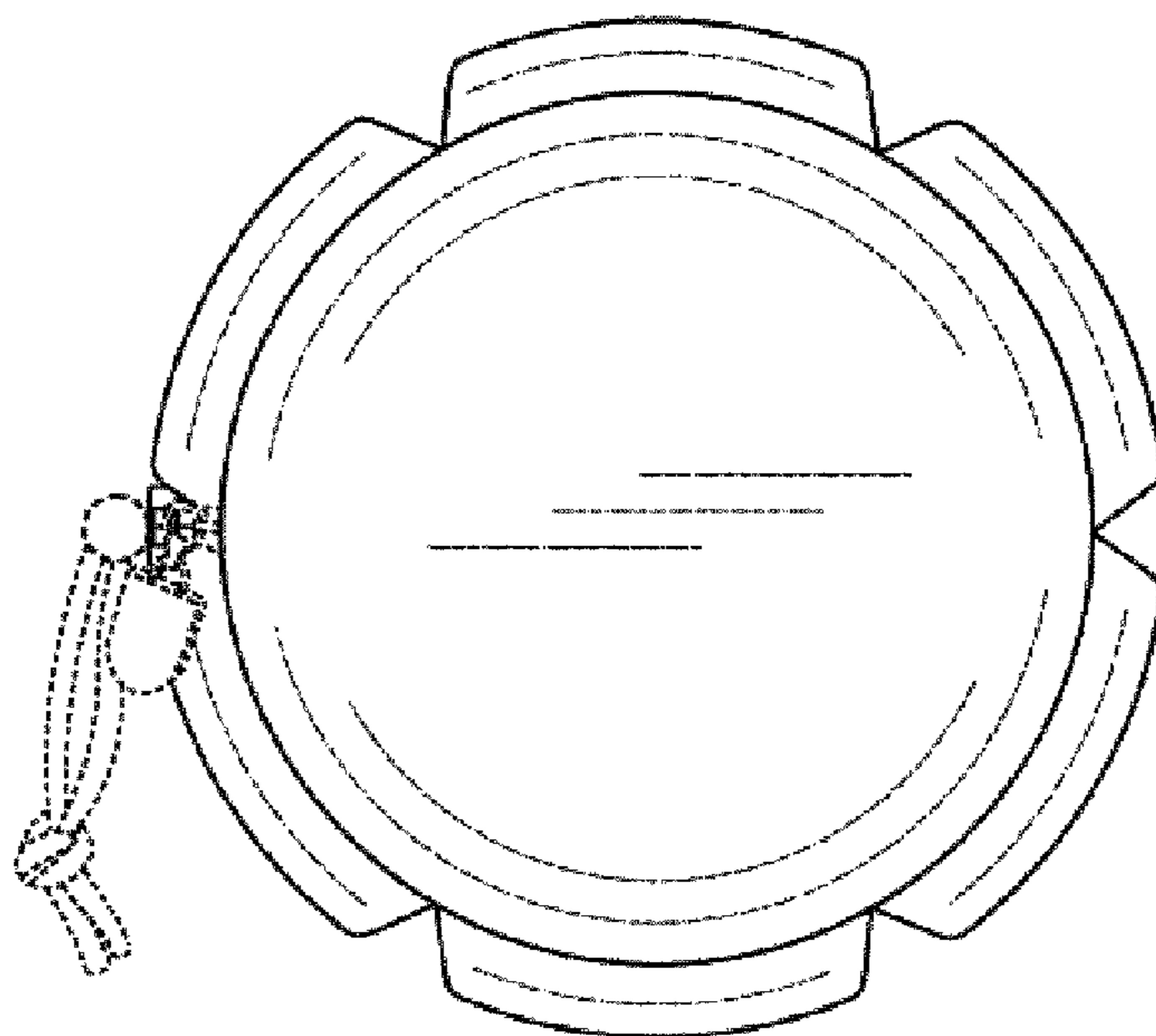


FIG. 5