



US00D629195S

(12) **United States Design Patent**
Jusic

(10) **Patent No.:** **US D629,195 S**
(45) **Date of Patent:** **** Dec. 21, 2010**

(54) **PROTECTIVE CARRYING CASE**
(75) Inventor: **Alise Jusic**, Los Angeles, CA (US)
(73) Assignee: **VATRA, Inc.**, Los Angeles, CA (US)
(**) Term: **14 Years**

5,671,831 A * 9/1997 Chiu 190/103
6,062,356 A * 5/2000 Nykoluk 190/18 R
D429,563 S * 8/2000 Kurano et al. D3/226
6,443,274 B1 * 9/2002 Klamm 190/18 A
D509,959 S * 9/2005 Nykoluk D3/289
D610,800 S * 3/2010 Jusic D3/226

* cited by examiner

(21) Appl. No.: **29/335,437**
(22) Filed: **Apr. 15, 2009**

Primary Examiner—Prabhakar Deshmukh
(74) *Attorney, Agent, or Firm*—Cohen IP Law Group PC;
Michael N. Cohen

(51) **LOC (9) Cl.** **03-01**
(52) **U.S. Cl.** **D3/273**
(58) **Field of Classification Search** D3/201,
D3/215, 212, 273, 274, 276, 289, 902; 224/236,
224/240, 235, 656, 657, 658, 269, 270, 267,
224/272, 901, 904, 908, 153–156; 190/18 A,
190/19 B, 103, 106–109, 124, 126, 127
See application file for complete search history.

(57) **CLAIM**

I claim the ornamental design for a protective carrying case,
as shown and described.

(56) **References Cited**

U.S. PATENT DOCUMENTS

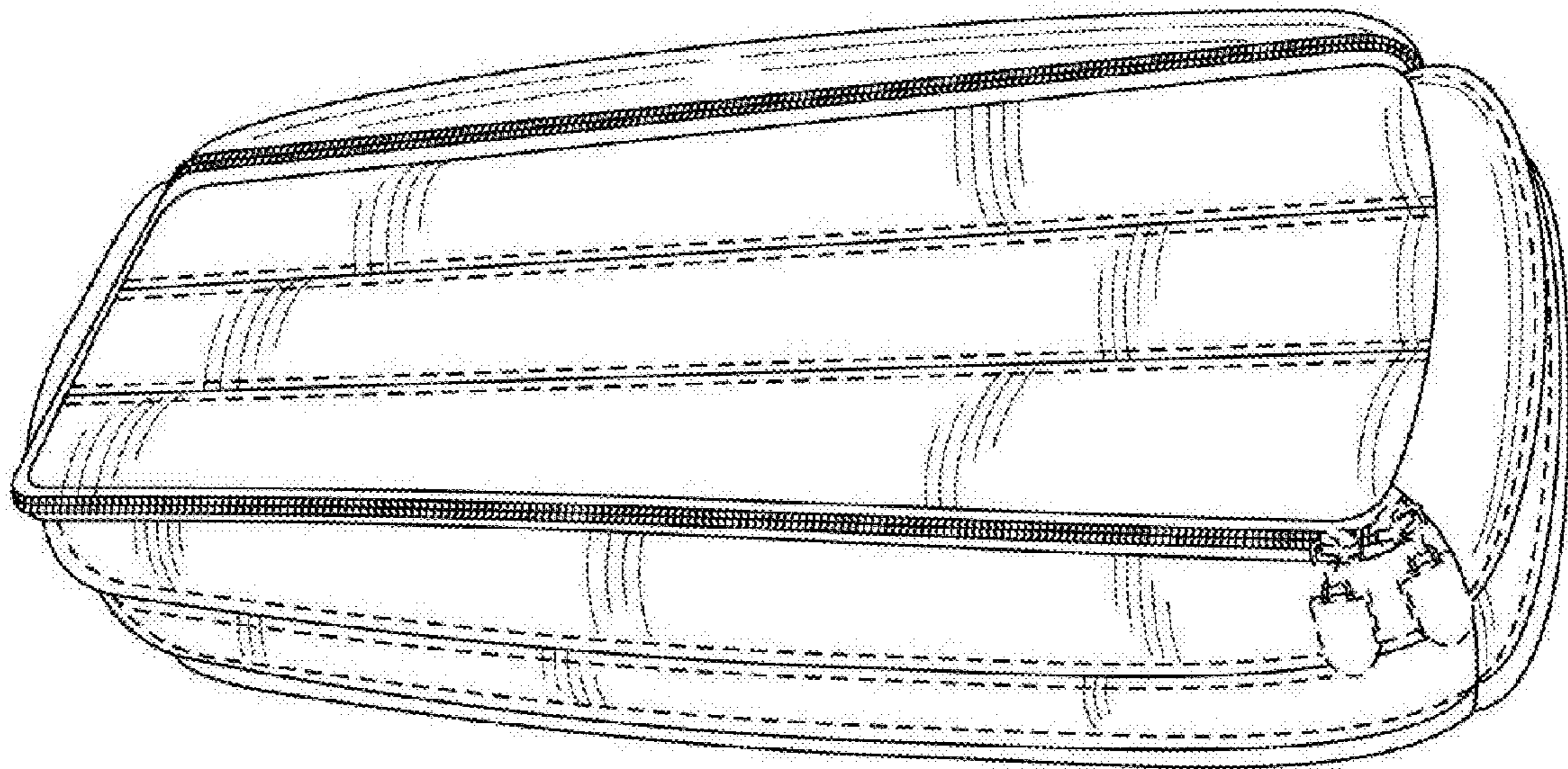
D154,247 S * 6/1949 Dopplet D3/289
D238,621 S * 1/1976 Workman D3/289
4,984,662 A * 1/1991 Jacober 190/107
D364,166 S * 11/1995 Yuen D14/218
D375,835 S * 11/1996 Christopher et al. D3/289
D376,045 S * 12/1996 Bernstein et al. D3/287
D379,262 S * 5/1997 Seigel D3/218

DESCRIPTION

FIG. 1 is a front perspective view of protective carrying case;
FIG. 2 is a front view of FIG. 1;
FIG. 3 is a rear view of FIG. 1.
FIG. 4 is side view of FIG. 1; and,
FIG. 5 is a top view of FIG. 1.

The broken lines represent the stitch lines. Other broken lines
showing of zipper pulls are for illustrative purpose only and
from no part of the claimed design.

1 Claim, 5 Drawing Sheets



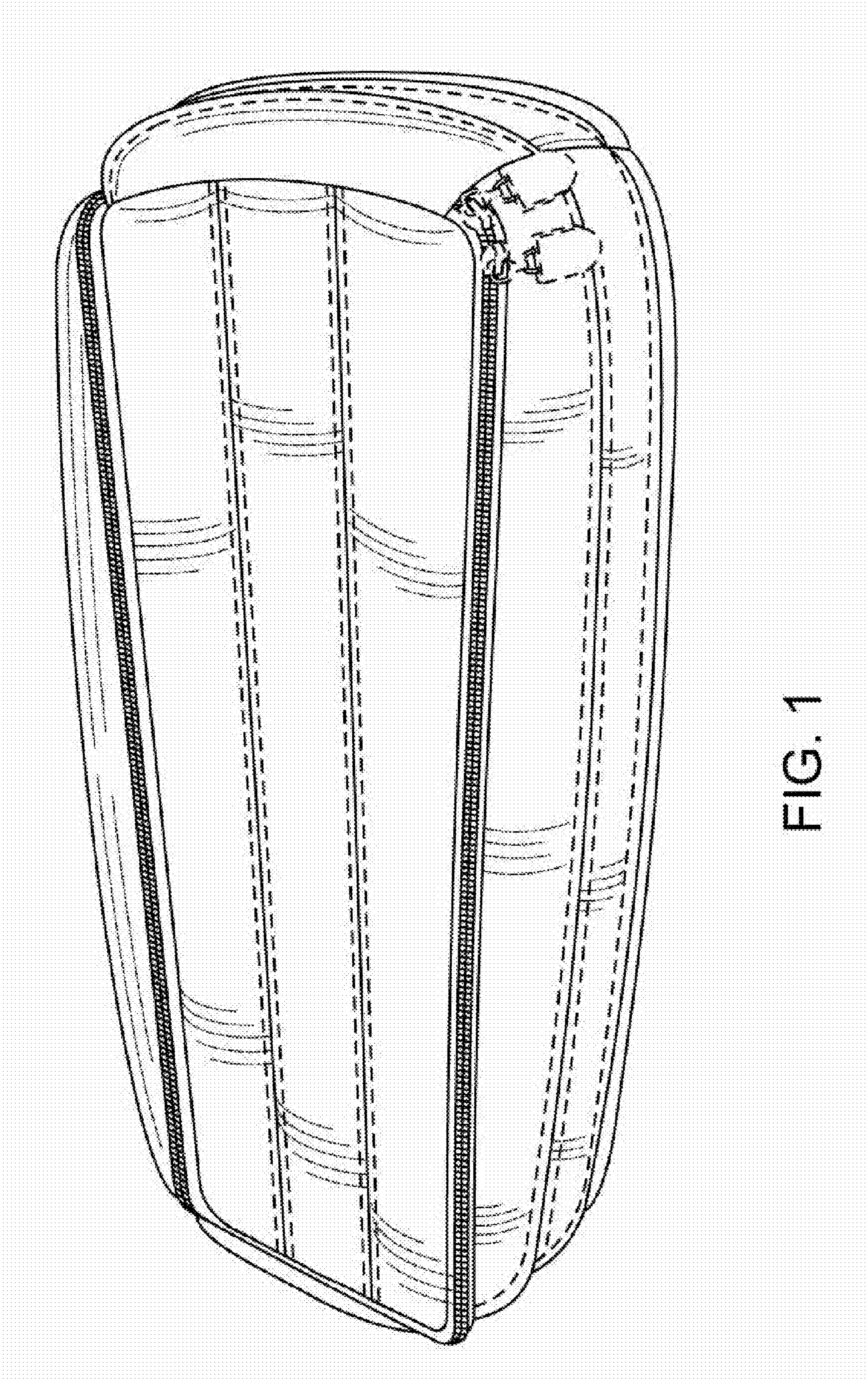


FIG. 1

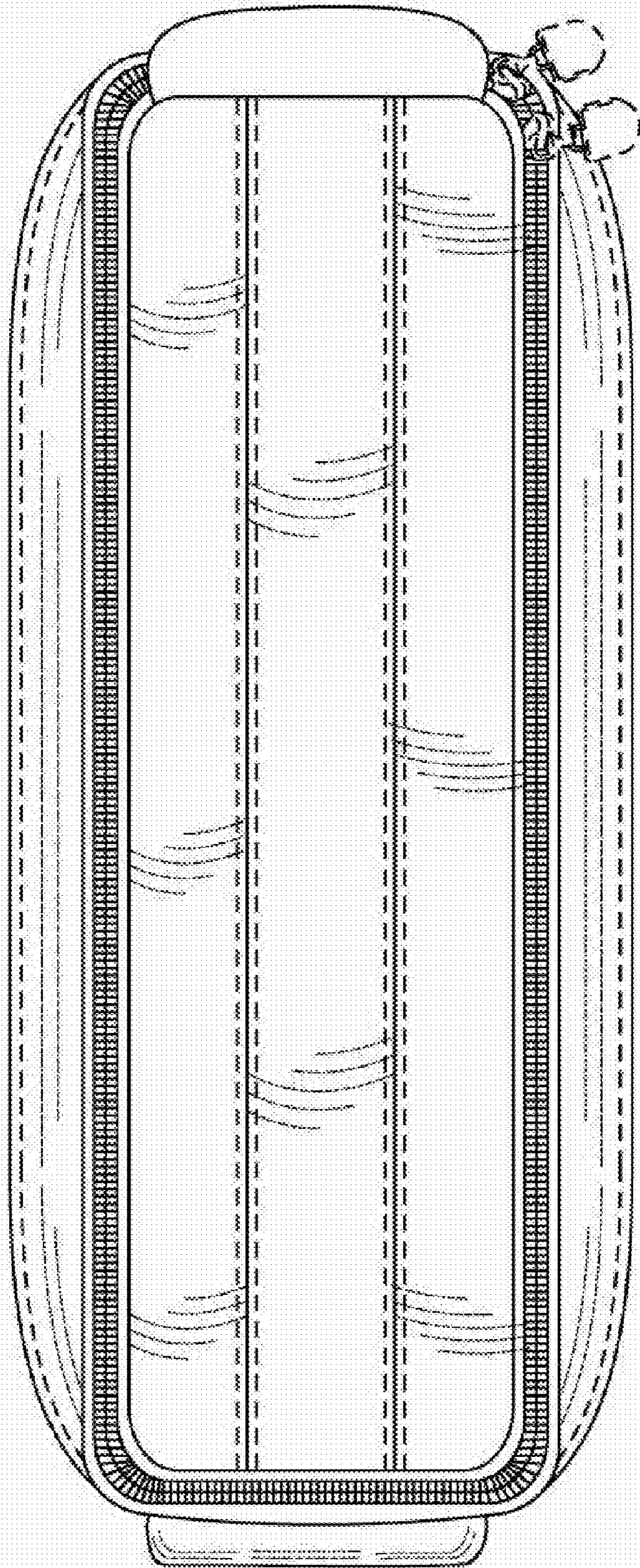


FIG. 2

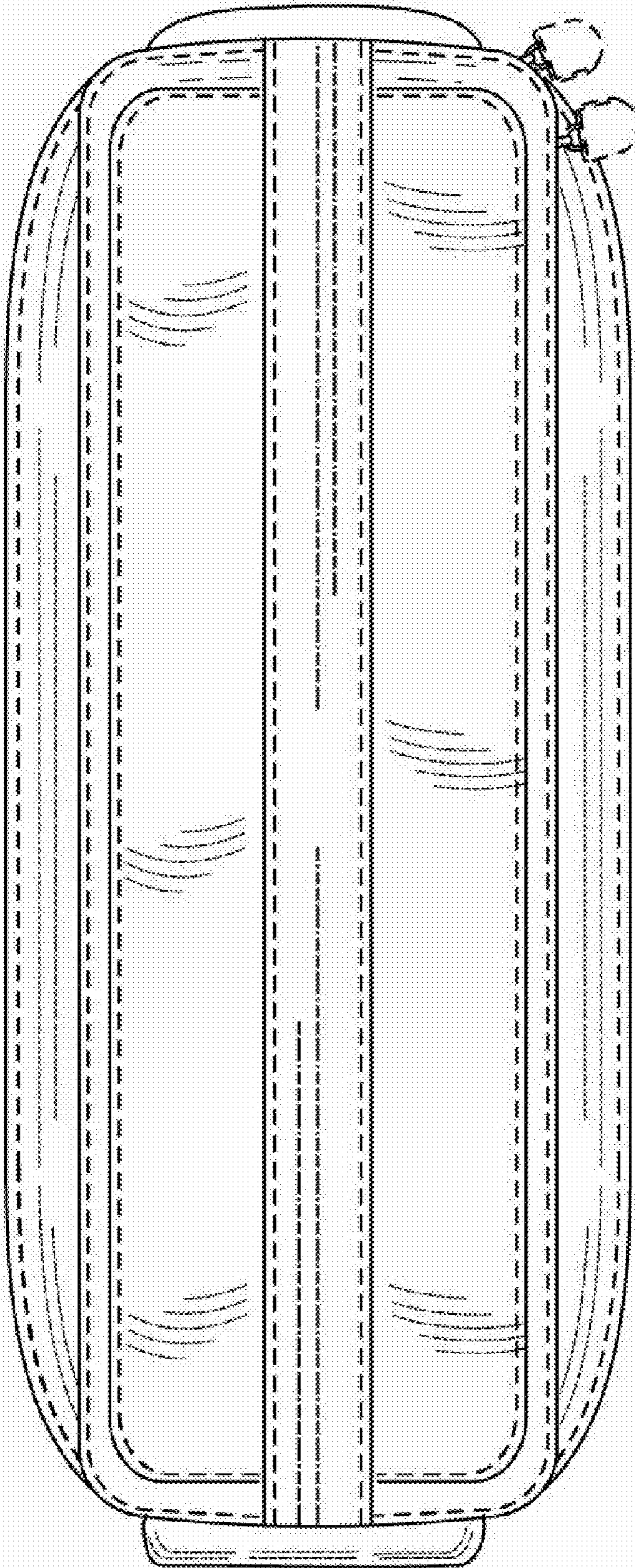


FIG. 3

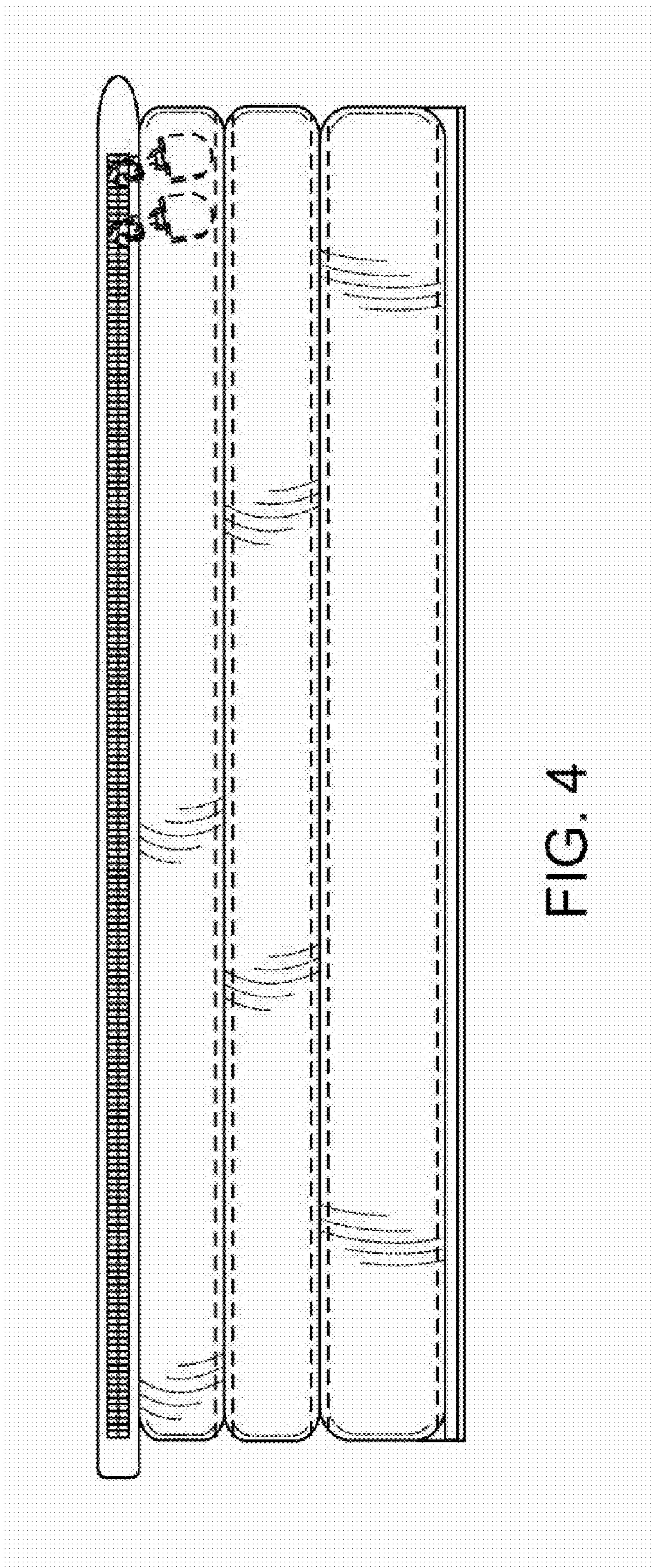


FIG. 4

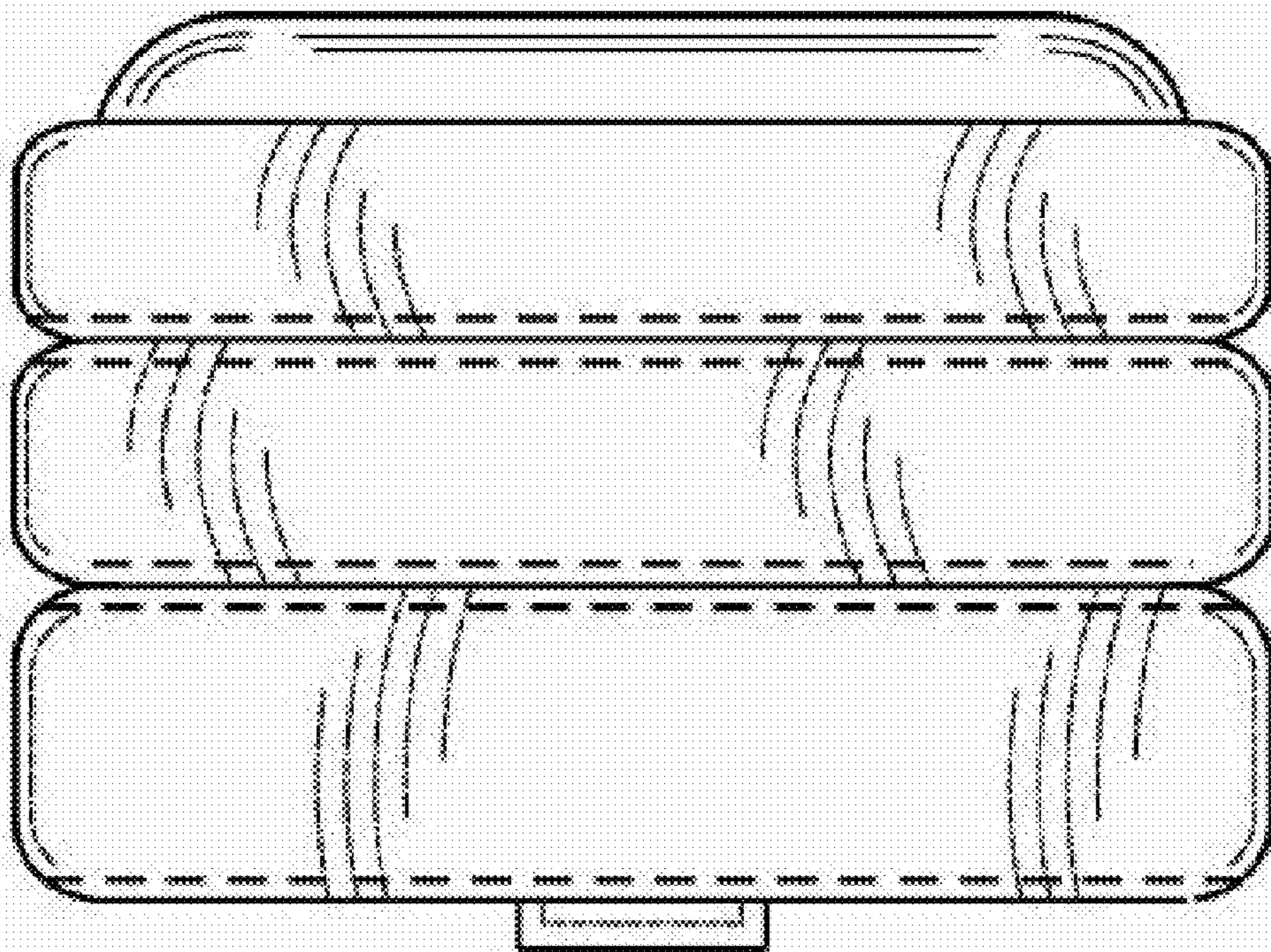


FIG. 5