



US00D629180S

(12) **United States Design Patent**
Hood

(10) **Patent No.:** **US D629,180 S**
(45) **Date of Patent:** **** Dec. 21, 2010**

(54) **HEAD COVERING**

(76) **Inventor:** **Anna L. Hood**, 1873 Bayou Grande
Blvd. NE., St. Petersburg, FL (US)
33703

(**) **Term:** **14 Years**

(21) **Appl. No.:** **29/359,394**

(22) **Filed:** **Apr. 9, 2010**

(51) **LOC (9) Cl.** **02-03**

(52) **U.S. Cl.** **D2/880**

(58) **Field of Classification Search** D2/500,
D2/501, 865, 866, 877, 878, 880, 881, 883,
D2/885; D28/19; 2/84, 171, 174, 202, 204,
2/207; 132/273, 274

See application file for complete search history.

(56) **References Cited**

U.S. PATENT DOCUMENTS

D25,849	S *	7/1896	Dubinsky et al.	D29/106
1,068,146	A *	7/1913	Loeffelholz	2/204
1,720,560	A *	7/1929	Lipper	2/195.8
D104,586	S *	5/1937	Sheindelman	D2/877
D108,831	S *	3/1938	Forman	D2/880
D128,910	S *	8/1941	Jacobson	D2/877
2,274,321	A	2/1942	Degnon	
D133,490	S *	8/1942	Burns	D2/867
D135,323	S *	3/1943	Liberatore	D2/883
D162,014	S *	2/1951	Deslauriers	D2/880
2,665,427	A *	1/1954	Street et al.	2/195.7
4,378,606	A *	4/1983	Snowden	2/200.1
5,083,318	A	1/1992	Hook	

D472,367	S	4/2003	Maya	
D486,293	S *	2/2004	Harris et al.	D2/500
6,735,783	B2	5/2004	Phillips	
D546,031	S *	7/2007	Pearson et al.	D2/876
D547,030	S	7/2007	Marquardt	
D619,786	S *	7/2010	Rhodes	D2/867
2008/0104740	A1	5/2008	Enns	
2008/0307561	A1 *	12/2008	Grey et al.	2/202
2010/0043122	A1 *	2/2010	Leftenant	2/204

* cited by examiner

Primary Examiner—Elizabeth A Albert

Assistant Examiner—Karen E Eldridge Powers

(74) *Attorney, Agent, or Firm*—Maxey Law Offices, PLLC;
Brittany J. Maxey; Stephen Lewellyn

(57) **CLAIM**

The ornamental design for a head covering, as shown and described.

DESCRIPTION

FIG. 1 is a top elevation view of the head covering in accordance with my invention;

FIG. 2 is a bottom elevation view of FIG. 1;

FIG. 3 is a first side elevation view of FIG. 1;

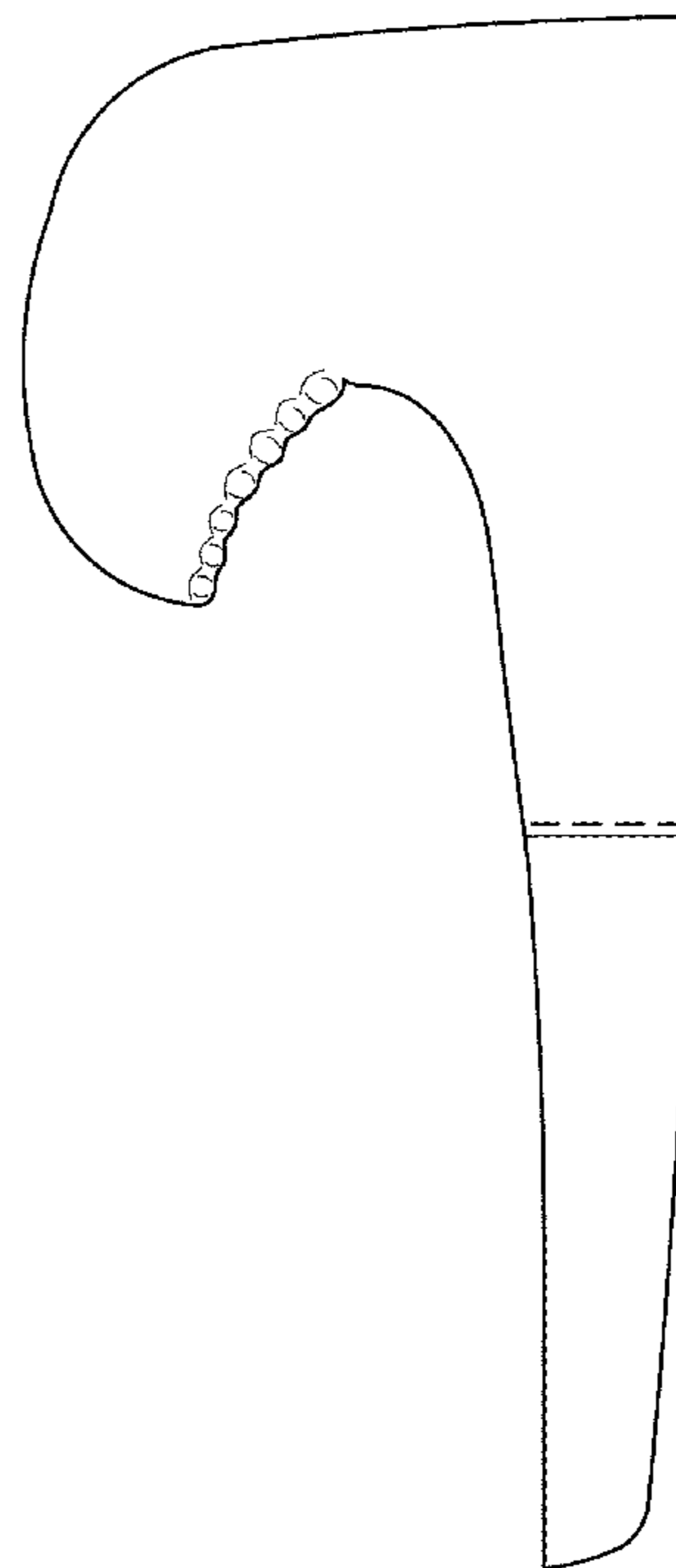
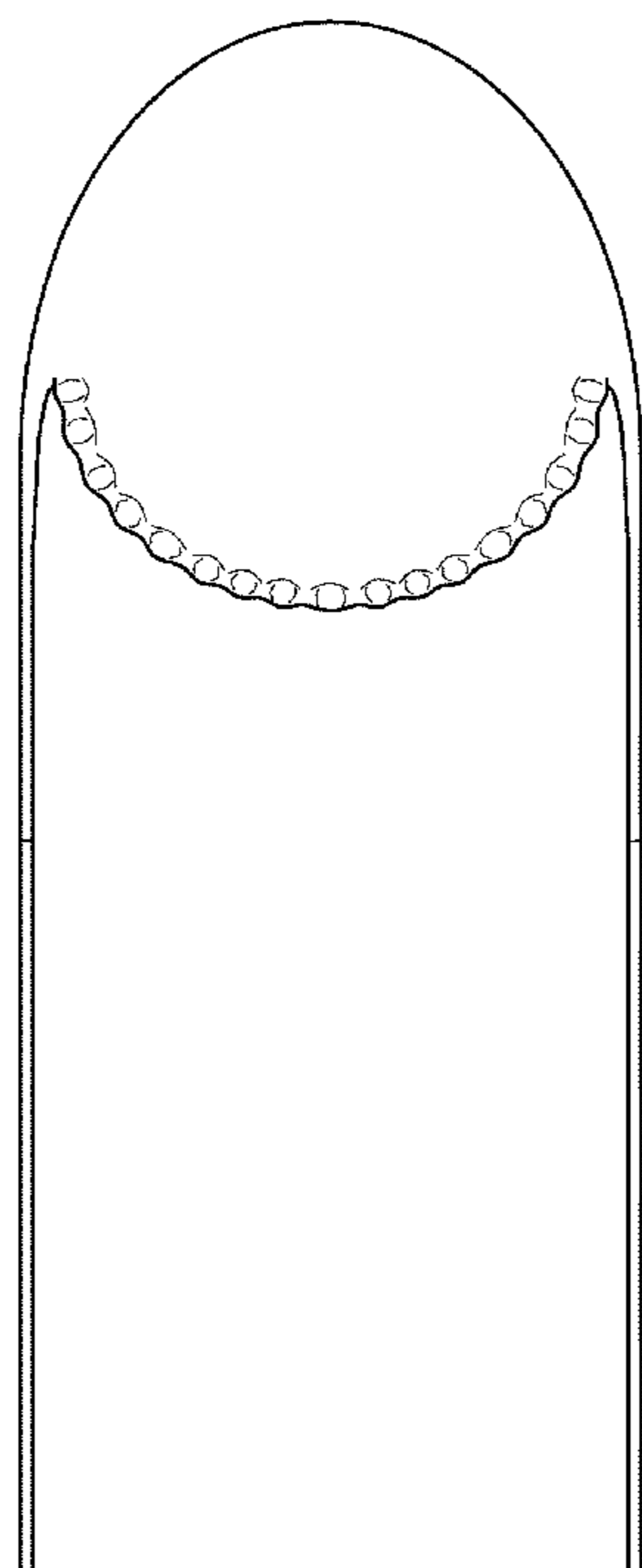
FIG. 4 is a second side elevation view of FIG. 1;

FIG. 5 is a top plan view of FIG. 1; and,

FIG. 6 is a bottom plan view of FIG. 1.

The broken lines shown in FIGS. 3 and 4 are stitch lines and form a part of the claimed design.

1 Claim, 4 Drawing Sheets



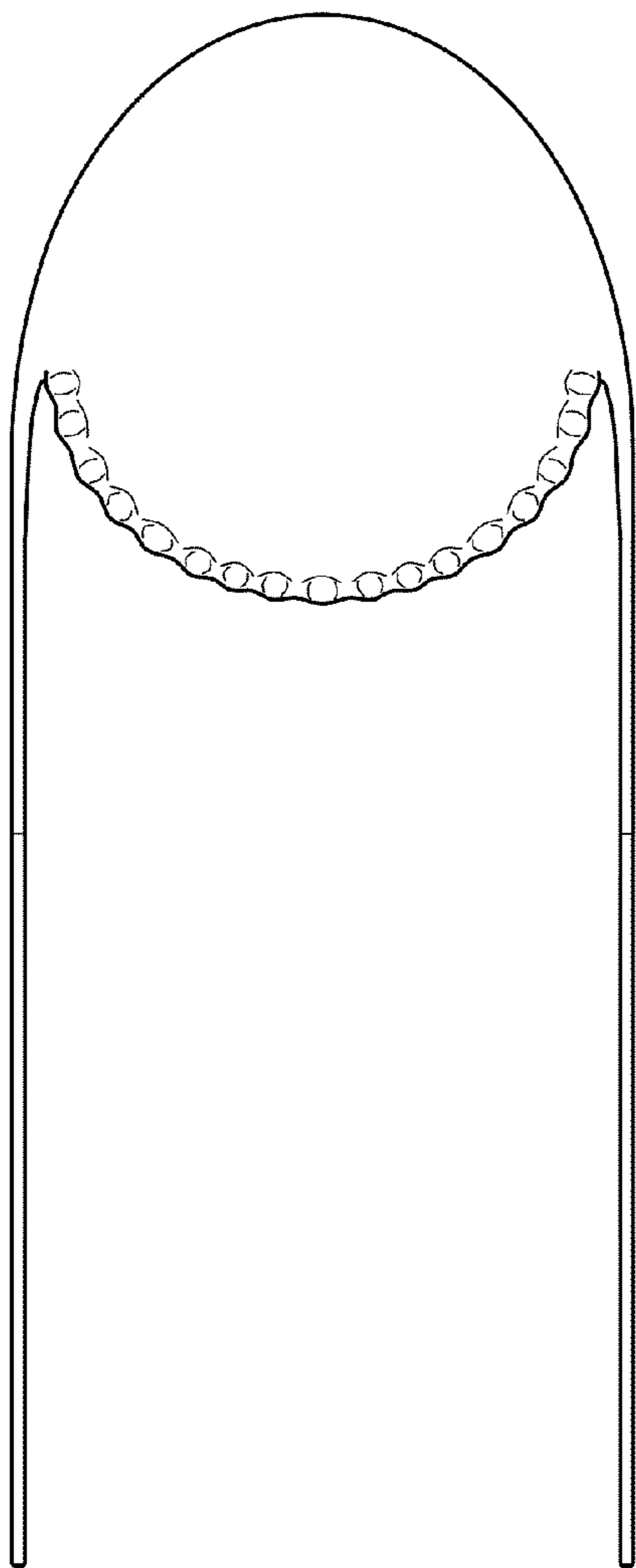


FIG. 1

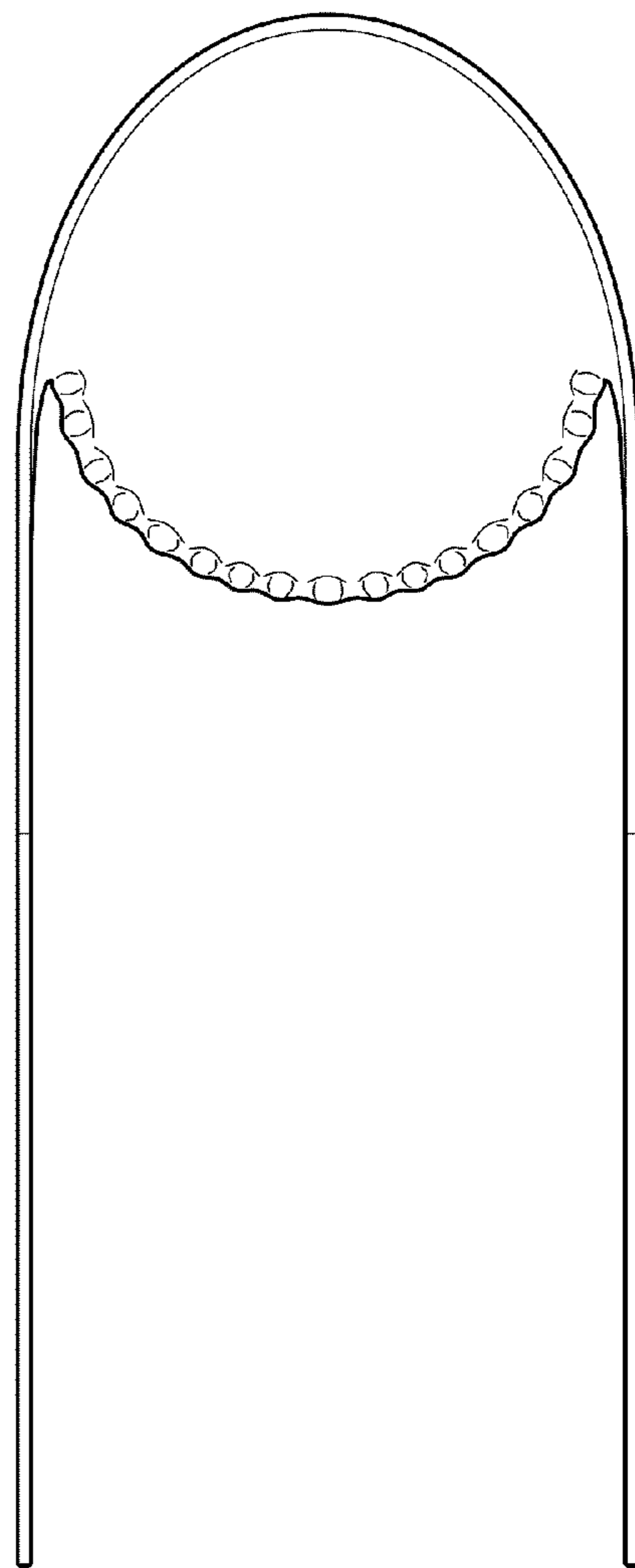


FIG. 2

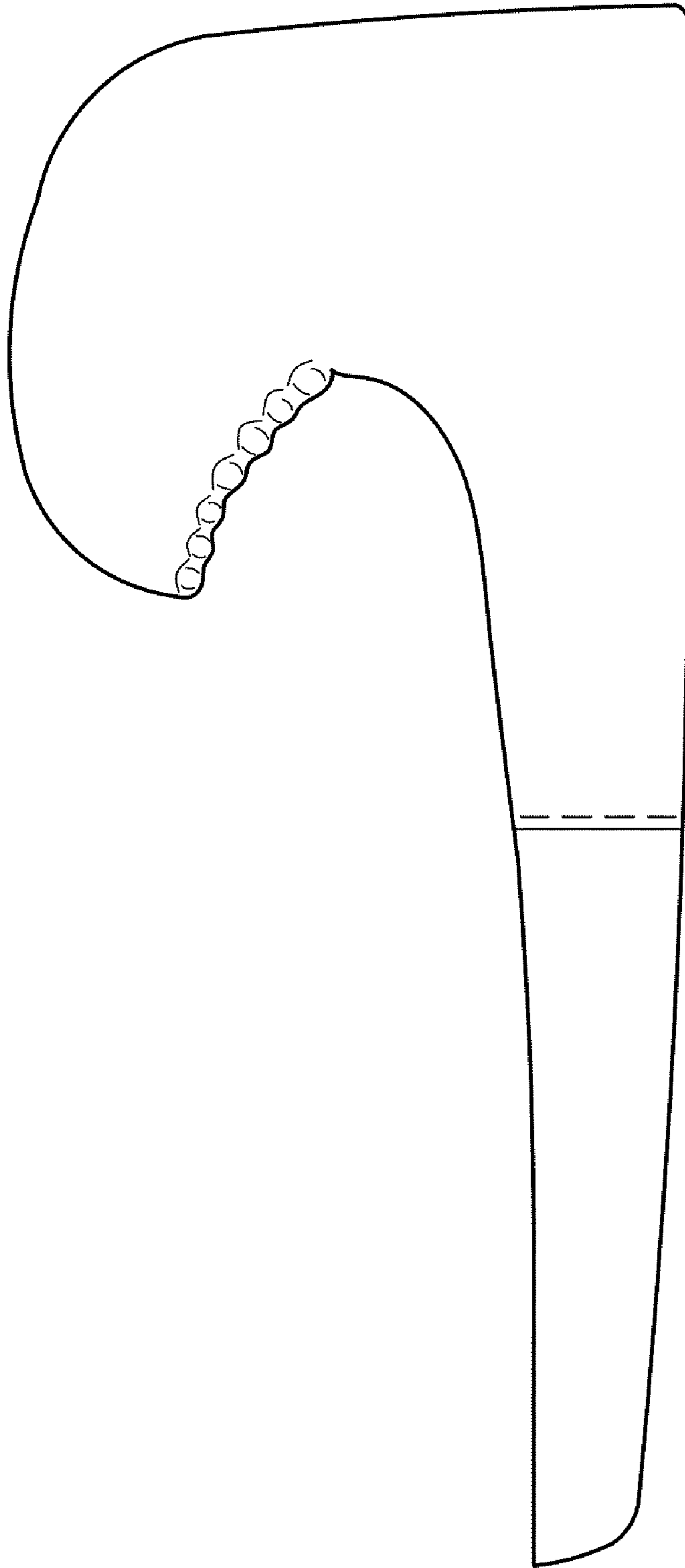


FIG. 3

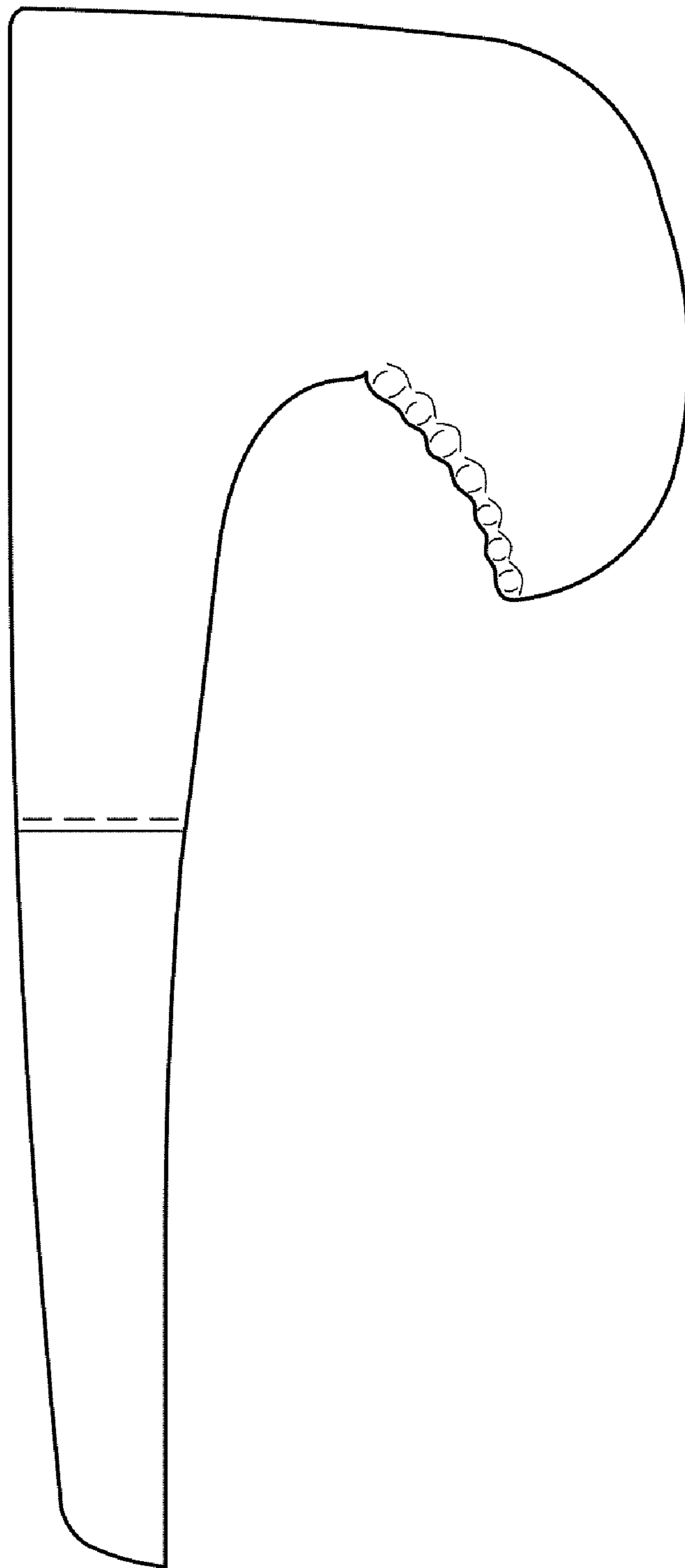


FIG. 4

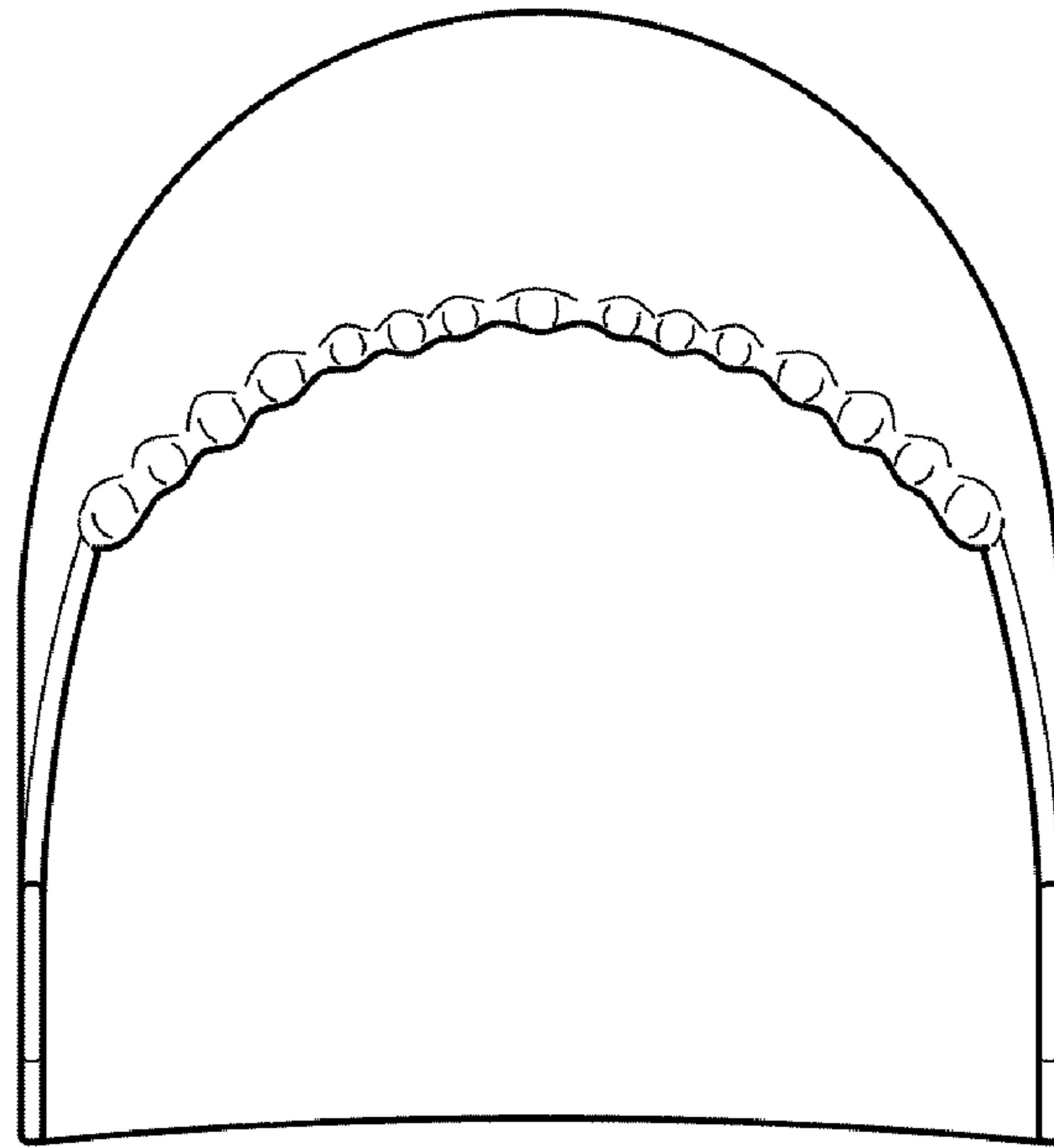


FIG. 5




FIG. 6