



US00D629167S

(12) **United States Design Patent**
Kim

(10) **Patent No.:** **US D629,167 S**

(45) **Date of Patent:** **** Dec. 14, 2010**

(54) **VACUUM CLEANER**

(75) Inventor: **Kang Doo Kim**, Kyunggi-do (KR)

(73) Assignee: **Samsung Electronics Co., Ltd.**,
Gyeonggi-Do (KR)

(**) Term: **14 Years**

(21) Appl. No.: **29/355,503**

(22) Filed: **Feb. 9, 2010**

(51) **LOC (9) Cl.** **15-05**

(52) **U.S. Cl.** **D32/22**

(58) **Field of Classification Search** D32/22,
D32/31, 15, 16, 34; 15/320, 329, 340.2,
15/335, 347, 350, 352, 353, 344, 361, 363,
15/410, 415.1

See application file for complete search history.

(56) **References Cited**

U.S. PATENT DOCUMENTS

- D418,266 S * 12/1999 Medema et al. D32/22
- 6,571,421 B1 * 6/2003 Sham et al. 15/320
- D515,259 S * 2/2006 Maruyama et al. D32/22
- D553,813 S * 10/2007 Parr et al. D32/22

- D574,563 S * 8/2008 Fjellman et al. D32/22
- D592,818 S * 5/2009 Sun D32/22
- D613,469 S * 4/2010 Agren D32/22
- 2007/0209138 A1 * 9/2007 Tran et al. 15/320
- 2010/0005613 A1 * 1/2010 Morgan et al. 15/320

* cited by examiner

Primary Examiner—Ruth McInroy

(74) *Attorney, Agent, or Firm*—Ladas & Parry

(57) **CLAIM**

I claim the ornamental design for a vacuum cleaner, as shown and described.

DESCRIPTION

FIG. 1 is a top, front and right-side perspective view of a vacuum cleaner showing our new design;

FIG. 2 is a front elevational view thereof;

FIG. 3 is a rear elevational view thereof;

FIG. 4 is a left-side elevational view thereof;

FIG. 5 is a right-side elevational view thereof;

FIG. 6 is a top plan view thereof; and,

FIG. 7 is a bottom plan view thereof.

1 Claim, 6 Drawing Sheets

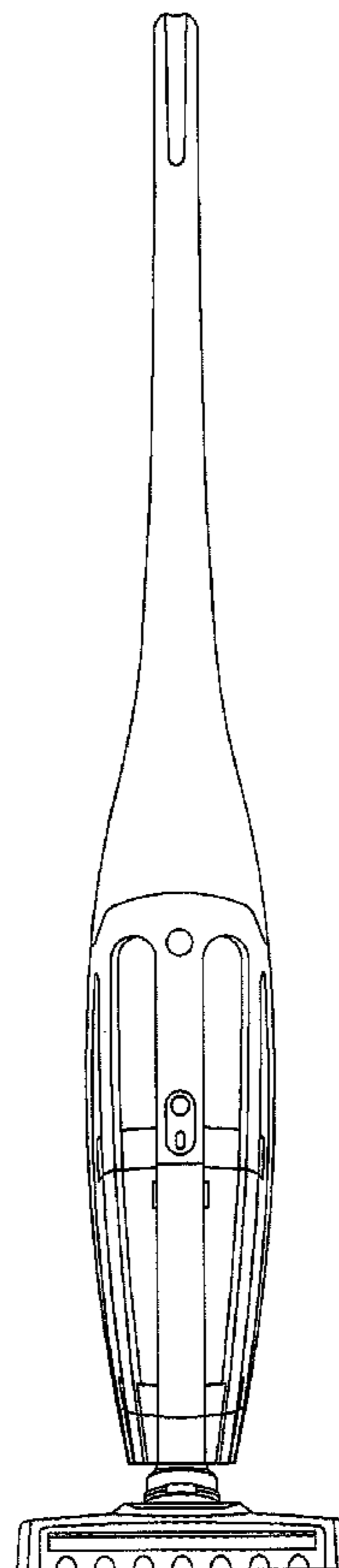
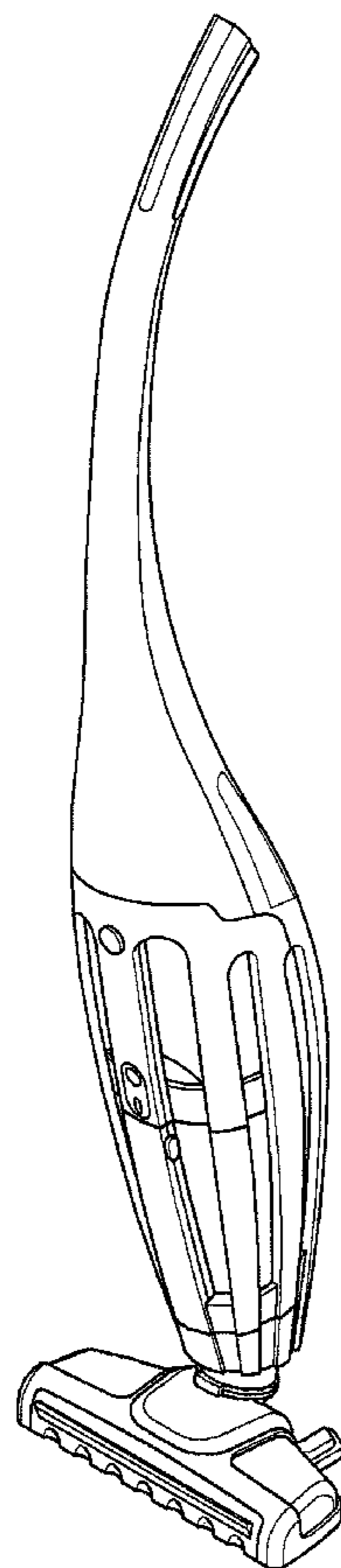


FIG. 1

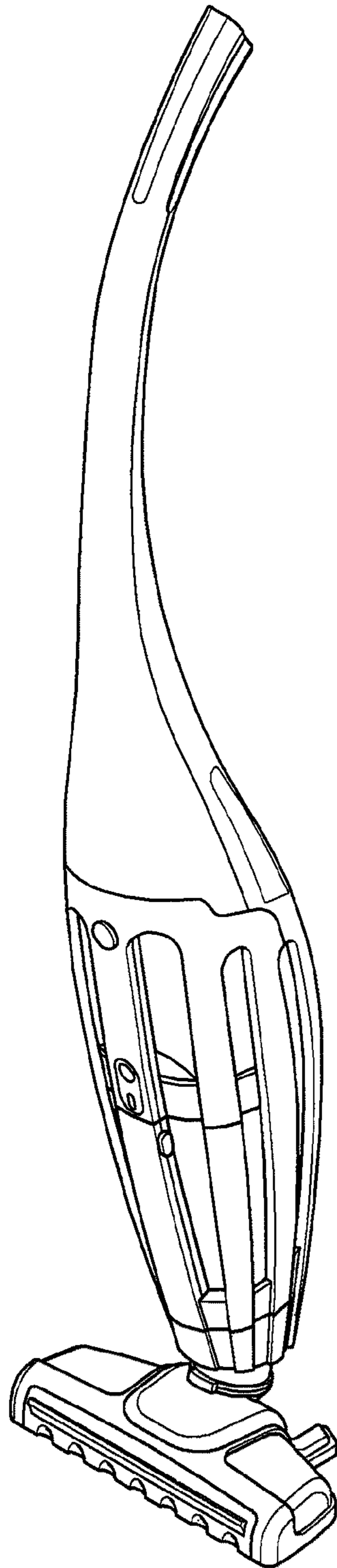


FIG. 2

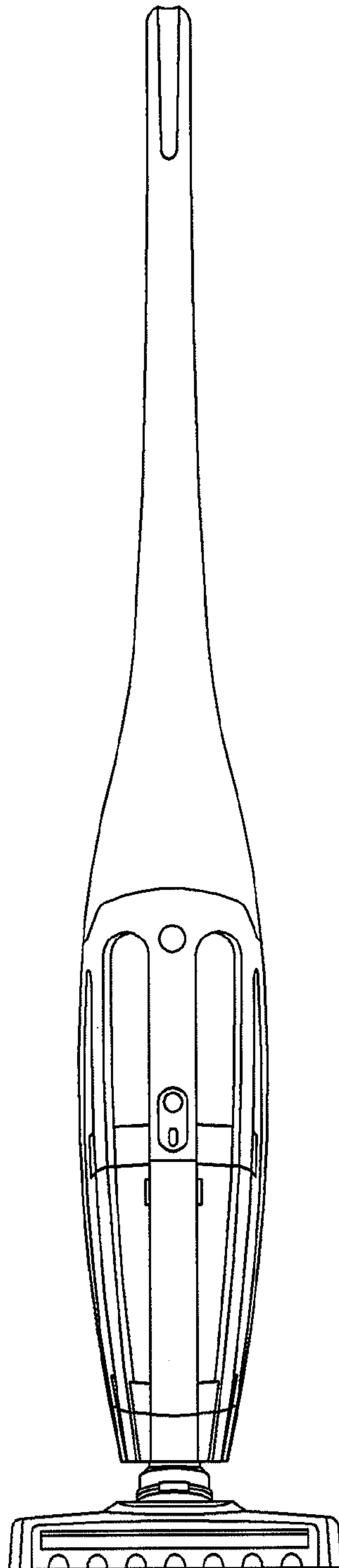


FIG. 3

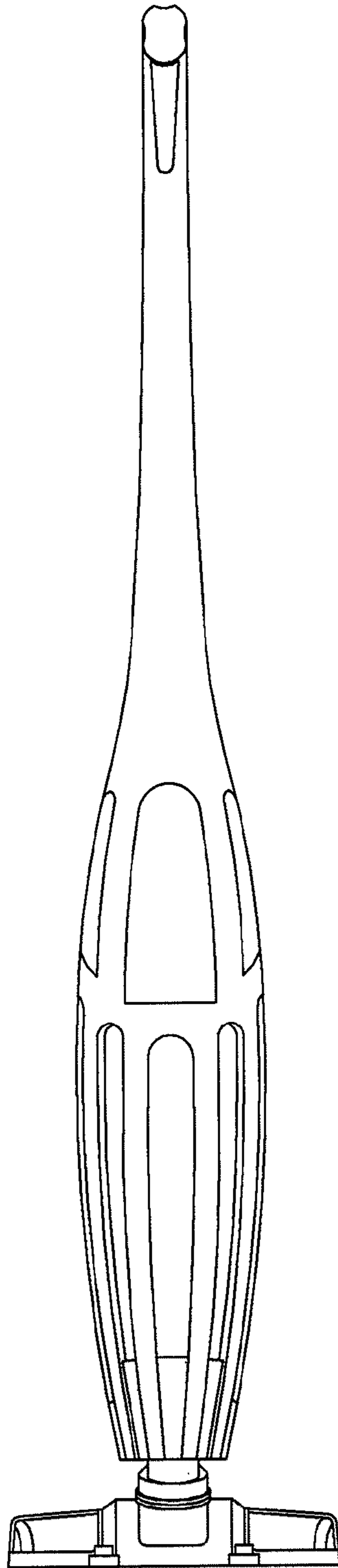


FIG. 4

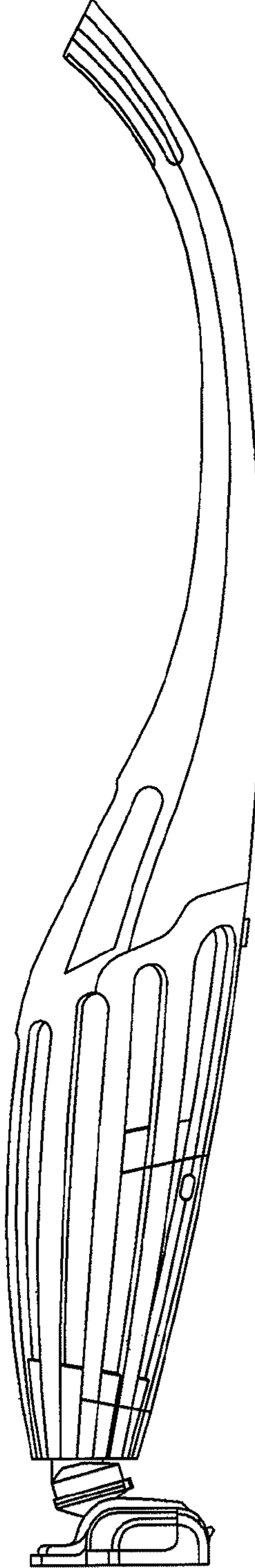


FIG. 5

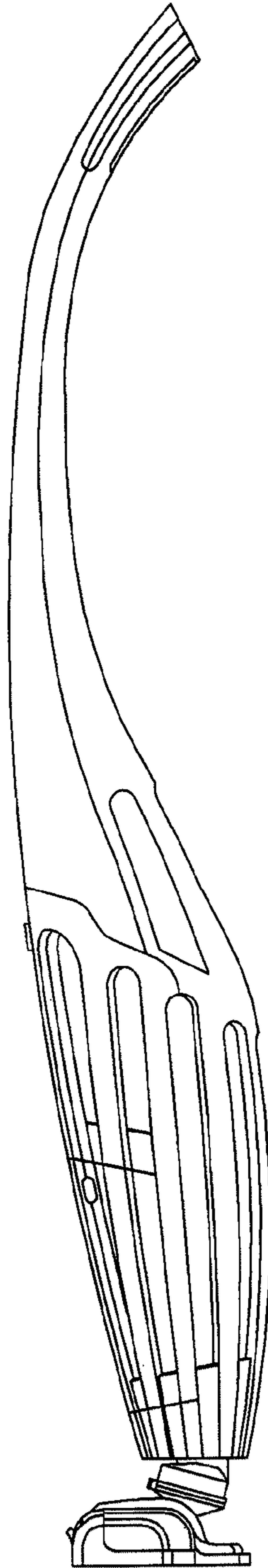


FIG. 6

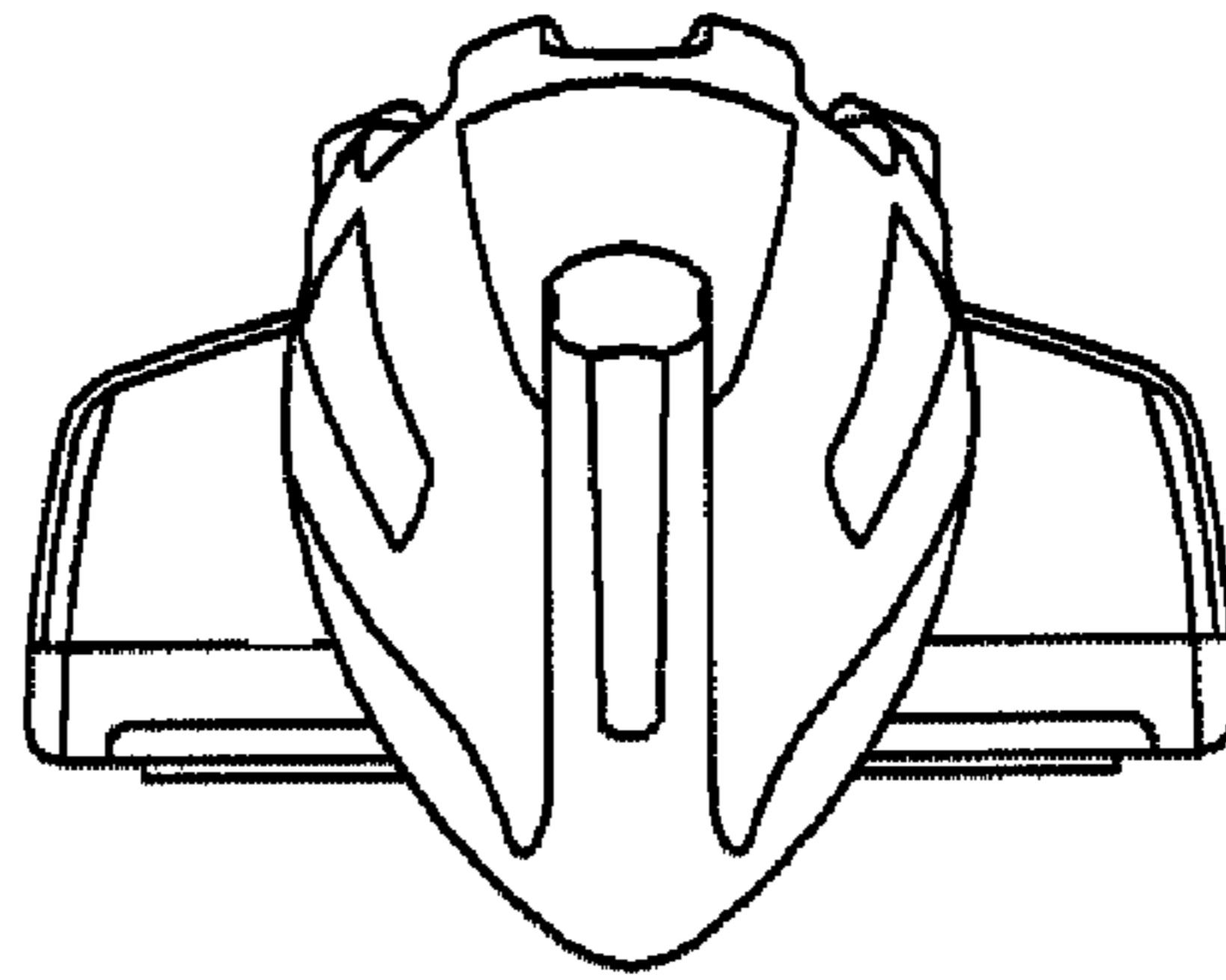


FIG. 7

