



US00D629147S

(12) **United States Design Patent**
van den Akker

(10) **Patent No.:** **US D629,147 S**

(45) **Date of Patent:** **** Dec. 14, 2010**

(54) **LUMINAIRE**

(75) Inventor: **Emmanuel van den Akker,**
Moerbeke-Waas (BE)

(73) Assignee: **Koninklijke Philips Electronics N.V.,**
Eindhoven (NL)

(**) Term: **14 Years**

(21) Appl. No.: **29/350,831**

(22) Filed: **Nov. 24, 2009**

(30) **Foreign Application Priority Data**

May 26, 2009 (EM) 001139984-0004

(51) **LOC (9) Cl.** **26-03**

(52) **U.S. Cl.** **D26/89**

(58) **Field of Classification Search** D26/59,
D26/74, 85, 88, 89, 91, 128, 131-134; D23/377;
362/147, 404-408, 347-351, 361, 453-456
See application file for complete search history.

(56) **References Cited**

U.S. PATENT DOCUMENTS

410,598 A * 9/1889 Mottern et al. 246/483
D150,095 S * 6/1948 Novin D26/131
D221,351 S * 8/1971 Remington D26/86

D454,971 S * 3/2002 Crosby D26/85
D455,223 S * 4/2002 Crosby D26/85
D464,164 S * 10/2002 Thompson D26/89
D464,462 S * 10/2002 Shieh D26/132
D499,505 S * 12/2004 Benensohn D26/89
D548,872 S * 8/2007 Dubbeldam et al. D26/85

* cited by examiner

Primary Examiner—Clare E Heflin

(57) **CLAIM**

The ornamental design for a luminaire, as shown and described.

DESCRIPTION

FIG. 1 is a perspective view showing my design;

FIG. 2 is a front elevational view thereof;

FIG. 3 is a rear elevational view thereof;

FIG. 4 is a right side elevational view thereof;

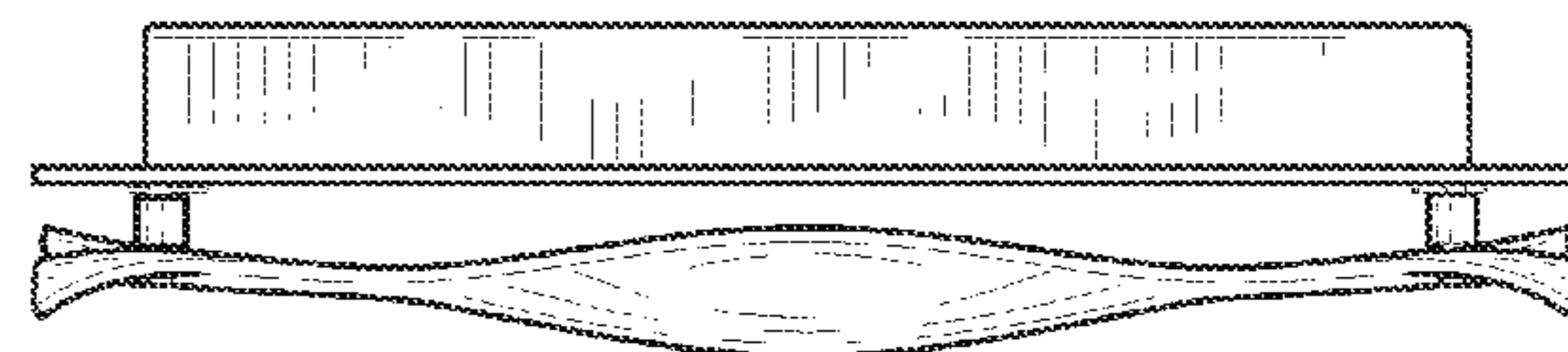
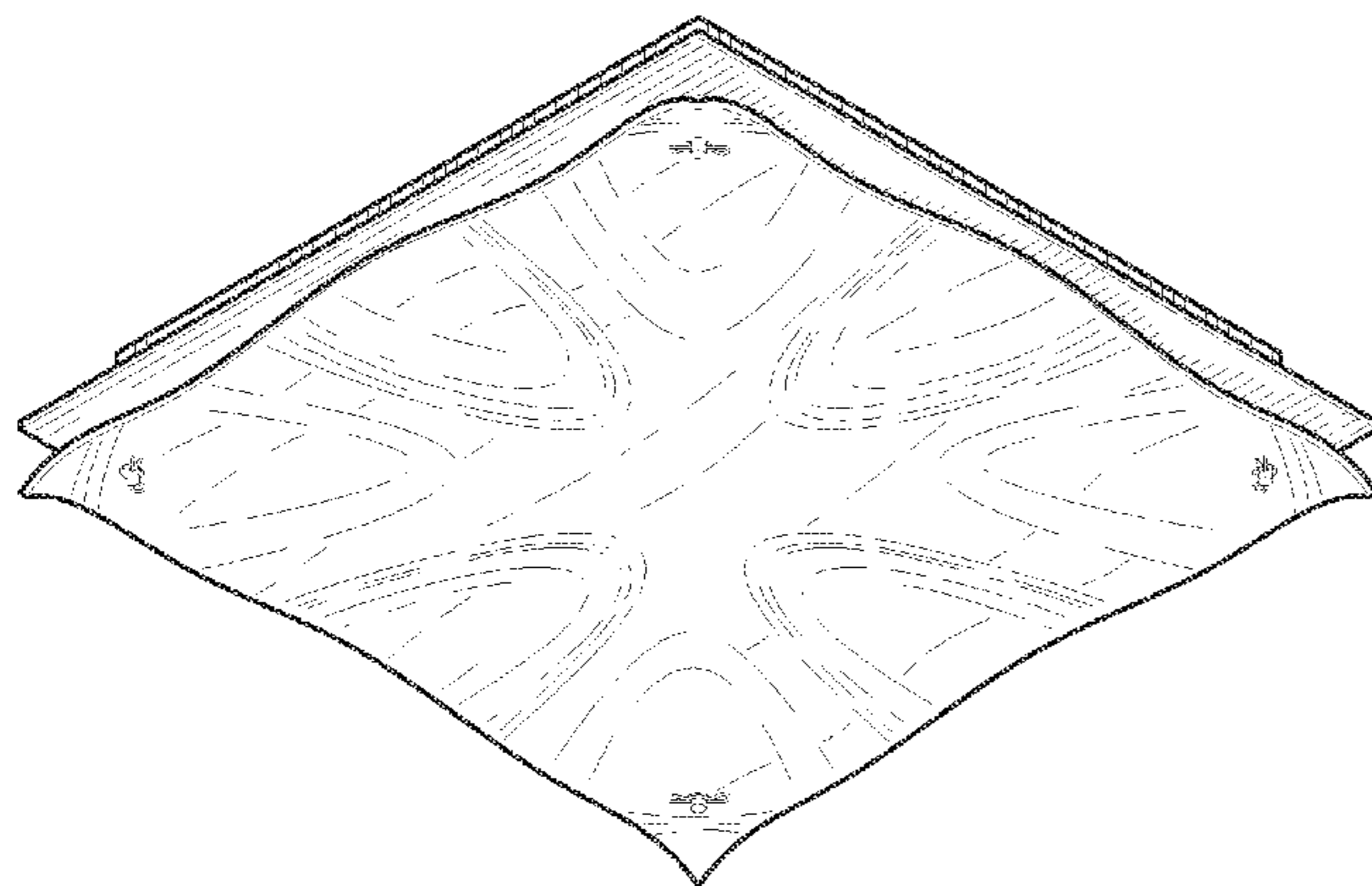
FIG. 5 is a left side elevational view thereof;

FIG. 6 is a top plan view thereof; and,

FIG. 7 is a bottom plan view thereof.

The broken lines depicting fasteners on the bottom surface of the luminaire in FIGS. 1 and 7 form no part of the claimed design.

1 Claim, 4 Drawing Sheets



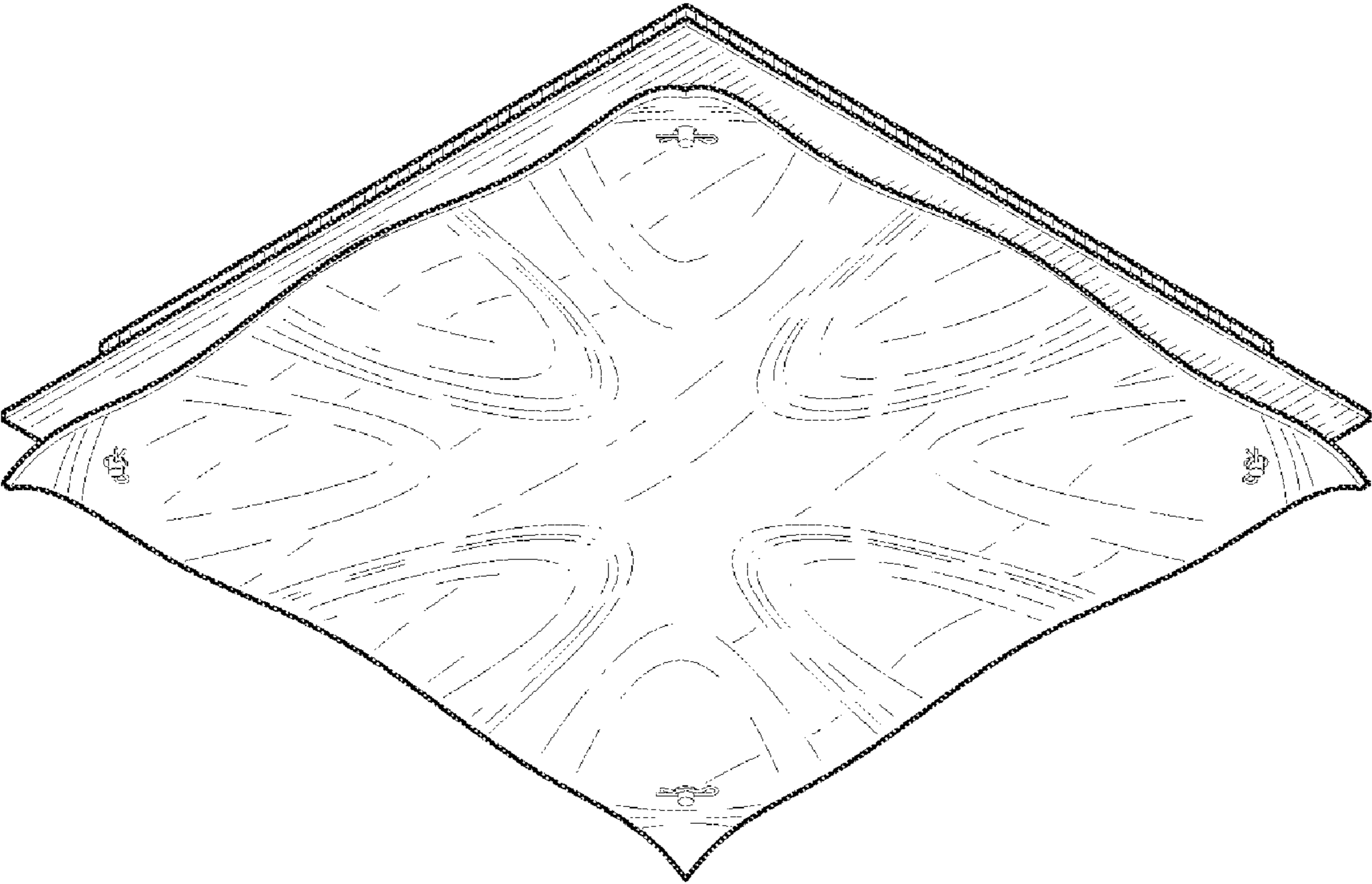


FIG. 1

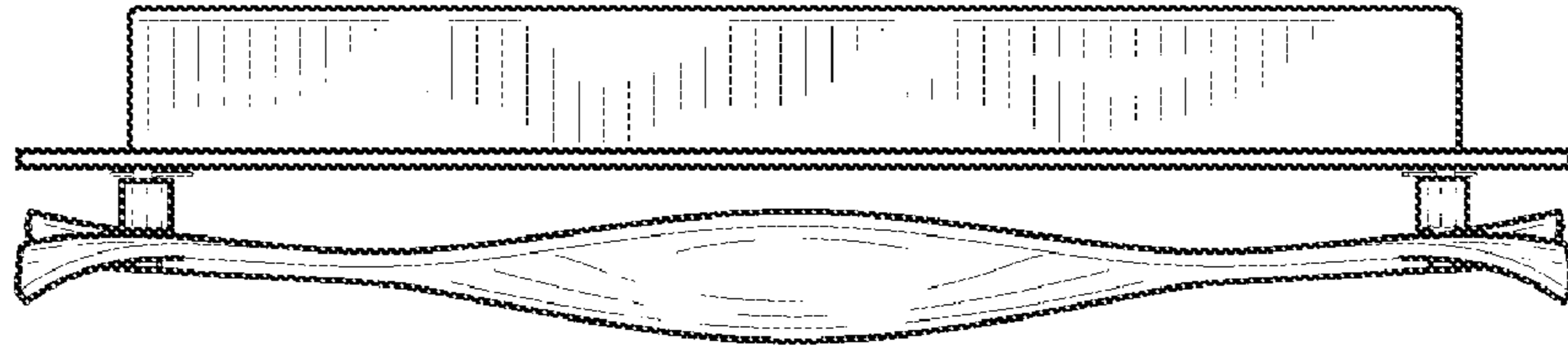


FIG. 2

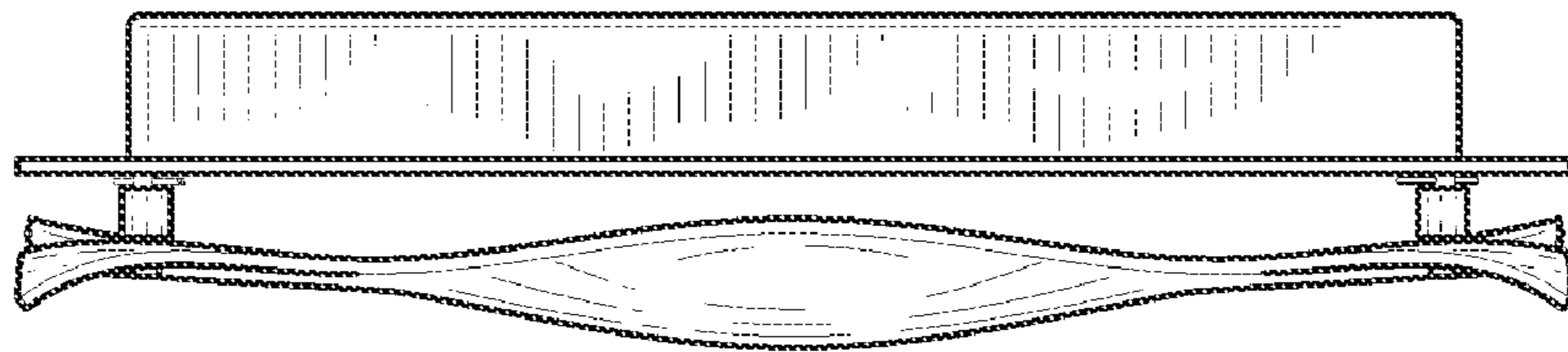


FIG. 3

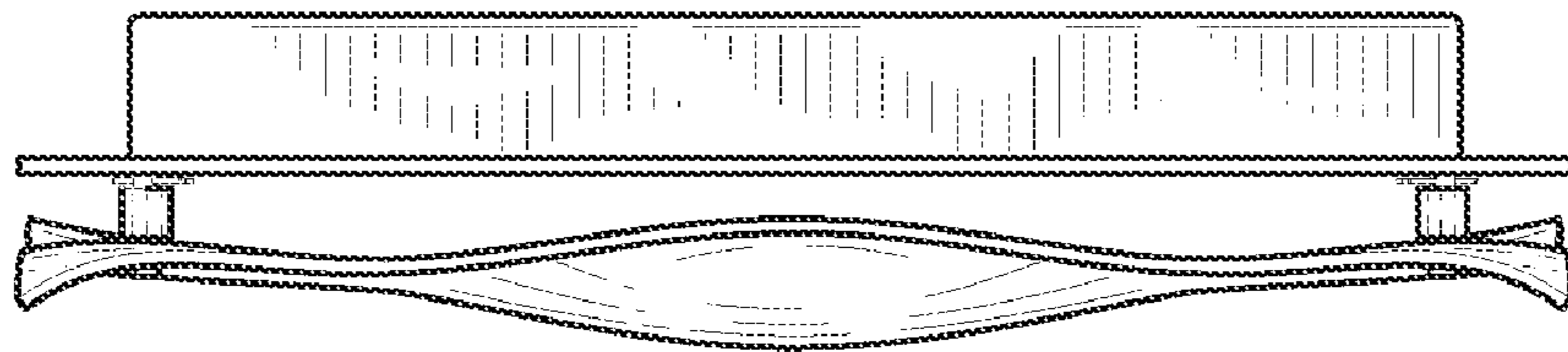


FIG. 4

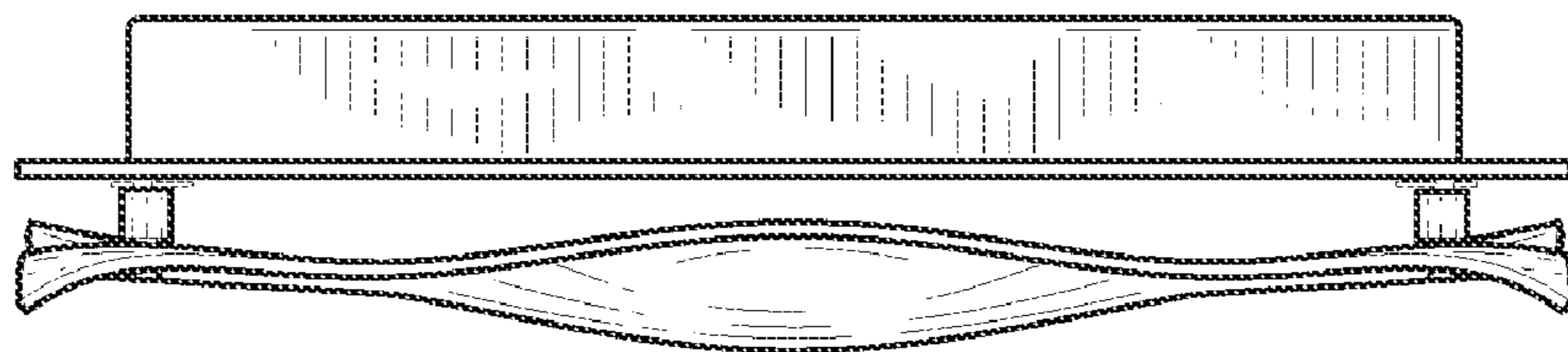


FIG. 5




FIG. 6




FIG. 7