



US00D629128S

(12) **United States Design Patent**
Lim et al.

(10) **Patent No.:** **US D629,128 S**
(45) **Date of Patent:** **** Dec. 14, 2010**

(54) **PANEL** 4,100,709 A * 7/1978 Good 52/239
5,930,963 A * 8/1999 Nichols 52/239
(75) Inventors: **Tae Hun Lim**, Seoul (KR); **Ki Wan Nahm**, Seoul (KR) D440,327 S * 4/2001 Keating et al. D25/138
D537,544 S * 2/2007 Bledsoe et al. D25/138

* cited by examiner

(73) Assignee: **LG Electronics Inc.**, Seoul (KR)

Primary Examiner—Doris Clark

(**) Term: **14 Years**

(74) *Attorney, Agent, or Firm*—Birch, Stewart, Kolasch & Birch, LLP

(21) Appl. No.: **29/355,960**

(57) **CLAIM**

(22) Filed: **Feb. 17, 2010**

The ornamental design for a panel, as shown and described.

(30) **Foreign Application Priority Data**

DESCRIPTION

Aug. 19, 2009 (KR) 30-2009-0036570

(51) **LOC (9) Cl.** **25-01**

FIG. 1 is a perspective view of a panel showing our new design;

(52) **U.S. Cl.** **D25/138**

FIG. 2 is a front view thereof;

(58) **Field of Classification Search** D25/58,

FIG. 3 is a rear view thereof;

D25/138; 52/474, 475.1, 483.1, 762, 235

FIG. 4 is a left side view thereof where the right side view is a mirror image; and,

See application file for complete search history.

FIG. 5 is a top plan view thereof where the bottom plan view is a mirror image.

(56) **References Cited**

U.S. PATENT DOCUMENTS

3,936,986 A * 2/1976 Steel 52/235

1 Claim, 5 Drawing Sheets




FIG. 1




FIG. 2




FIG. 3




FIG. 4

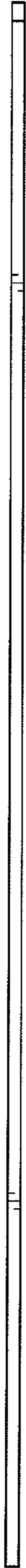


FIG. 5

