

US00D629118S

(12) **United States Design Patent**
Yeo

(10) **Patent No.:** **US D629,118 S**

(45) **Date of Patent:** **** Dec. 14, 2010**

(54) **MASSAGER**

(75) Inventor: **Myung Kwon Yeo**, Bucheon-si (KR)

(73) Assignee: **Toly Korea Inc**, Bucheon (KR)

(**) Term: **14 Years**

(21) Appl. No.: **29/355,606**

(22) Filed: **Feb. 10, 2010**

(51) **LOC (9) Cl.** **28-03**

(52) **U.S. Cl.** **D24/214**

(58) **Field of Classification Search** D24/200,
D24/204, 206, 211–215, 201; 601/19, 22,
601/27, 28, 29, 30, 31, 39, 46, 56, 63, 68,
601/72, 80, 125, 135, 157, 169, DIG. 12,
601/DIG. 14, DIG. 16, DIG. 17; D6/335,
D6/336; D21/685

See application file for complete search history.

(56) **References Cited**

U.S. PATENT DOCUMENTS

| | | | | | | |
|-----------|---|---|---------|-----------------|-------|---------|
| D99,288 | S | * | 4/1936 | Knapp | | D24/211 |
| 2,809,631 | A | * | 10/1957 | Smith et al. | | 601/81 |
| D249,707 | S | * | 9/1978 | Burke et al. | | D24/211 |
| D263,872 | S | * | 4/1982 | Rakocy et al. | | D24/214 |
| D288,847 | S | * | 3/1987 | Kaaser | | D24/211 |
| D300,854 | S | * | 4/1989 | Singletary, Jr. | | D24/127 |
| D304,495 | S | * | 11/1989 | Tyo et al. | | D24/211 |
| D334,430 | S | * | 3/1993 | Tsou | | D24/215 |
| D361,386 | S | * | 8/1995 | Vandenbelt | | D24/211 |
| D448,852 | S | * | 10/2001 | Engelen | | D24/215 |

| | | | | | | |
|----------|---|---|---------|---------------|-------|---------|
| D463,862 | S | * | 10/2002 | Lau | | D24/215 |
| D479,324 | S | * | 9/2003 | Greaney | | D24/113 |
| D531,733 | S | * | 11/2006 | Burout et al. | | D24/215 |
| D533,943 | S | * | 12/2006 | Chen | | D24/146 |
| D555,255 | S | * | 11/2007 | Masuda | | D24/215 |
| D561,343 | S | * | 2/2008 | Liang | | D24/215 |
| D569,523 | S | * | 5/2008 | Hsieh | | D24/206 |
| D609,817 | S | * | 2/2010 | Piller et al. | | D24/215 |
| D611,159 | S | * | 3/2010 | Cole et al. | | D24/200 |

* cited by examiner

Primary Examiner—Sandra Snapp

(74) *Attorney, Agent, or Firm*—Maxon IP LLC; Justin H. Kim

(57) **CLAIM**

The ornamental design for a massager, as shown and described.

DESCRIPTION

FIG. 1 is a perspective view of a massager;

FIG. 2 is a front view of the massager of FIG. 1;

FIG. 3 is a rear view of the massager of FIG. 1;

FIG. 4 is a left-side view of the massager of FIG. 1;

FIG. 5 is a right-side view of the massager of FIG. 1;

FIG. 6 is a top plan view of the massager of FIG. 1; and,

FIG. 7 is a bottom plan view of the massager of FIG. 1.

The broken lines shown in the drawings are for illustrative purposes only and form no part of the claimed design.

1 Claim, 7 Drawing Sheets

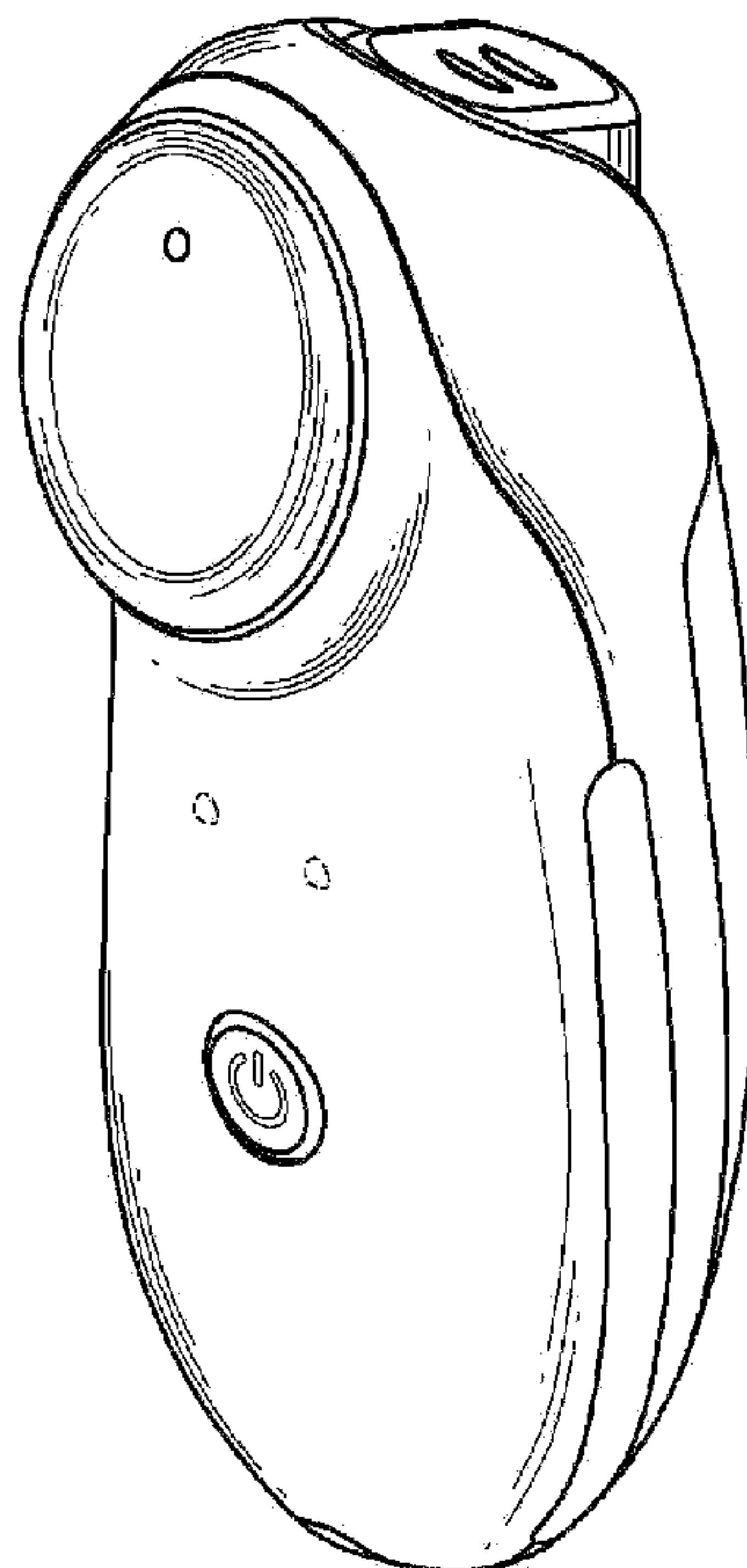


FIG.1

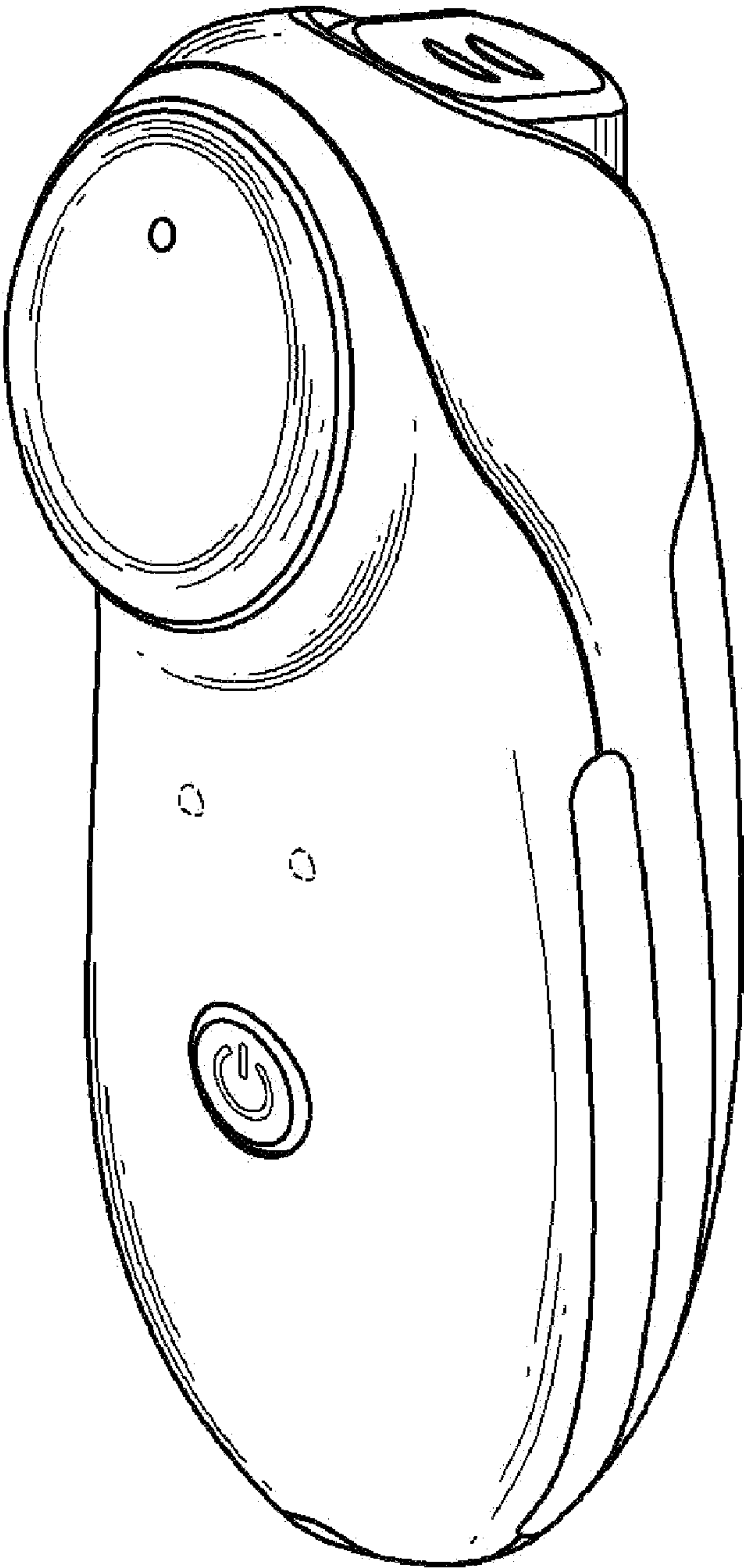


FIG. 2

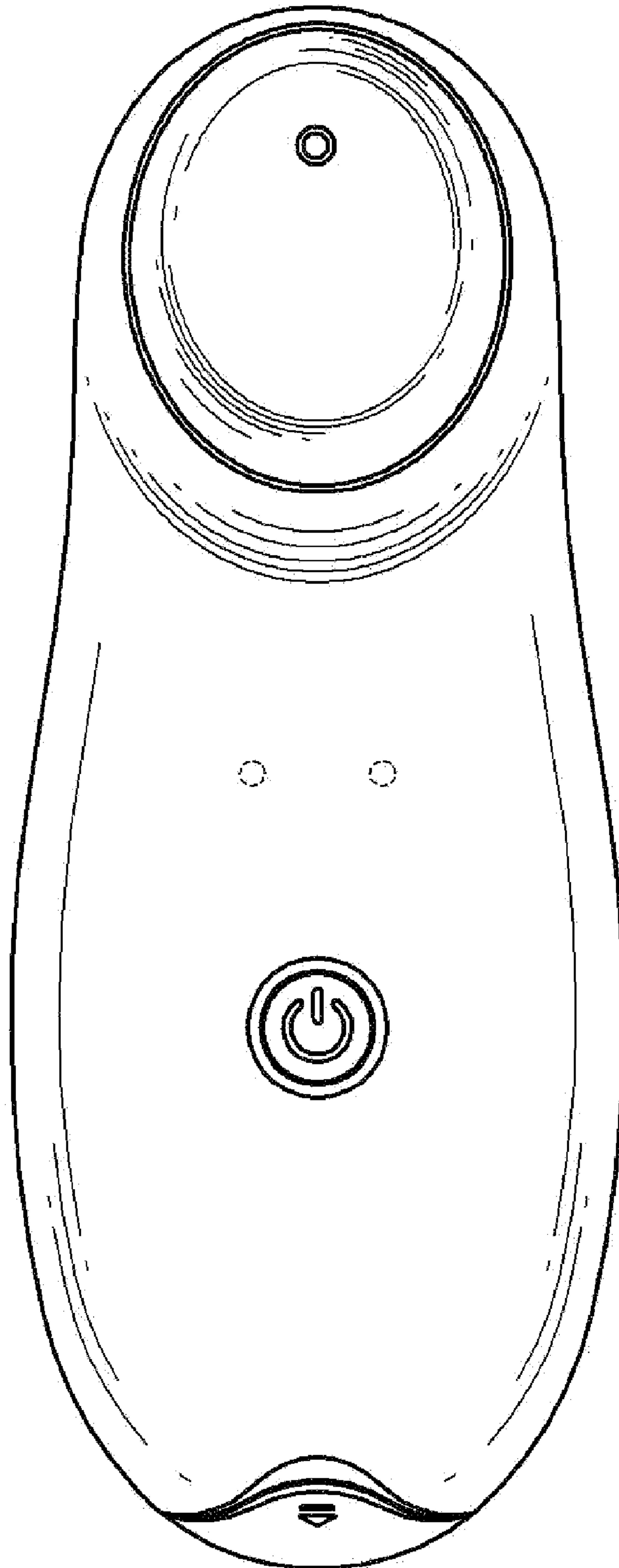


FIG. 3

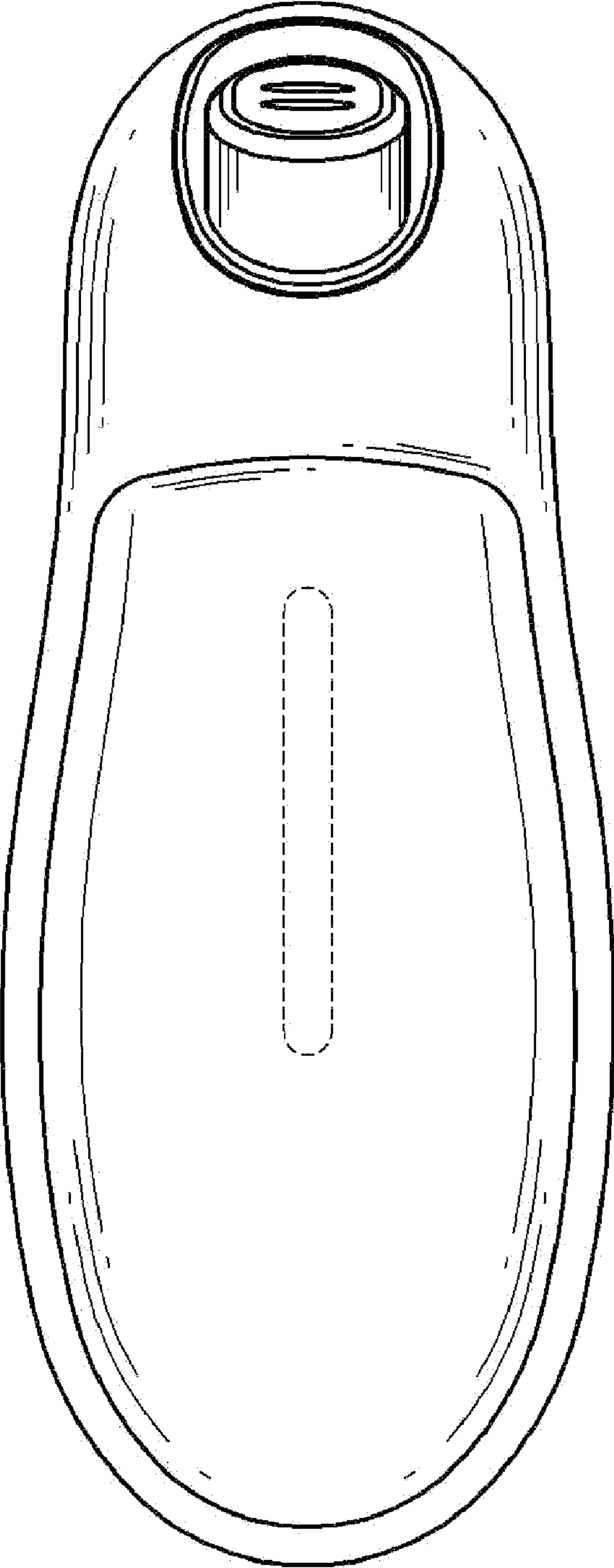


FIG. 4

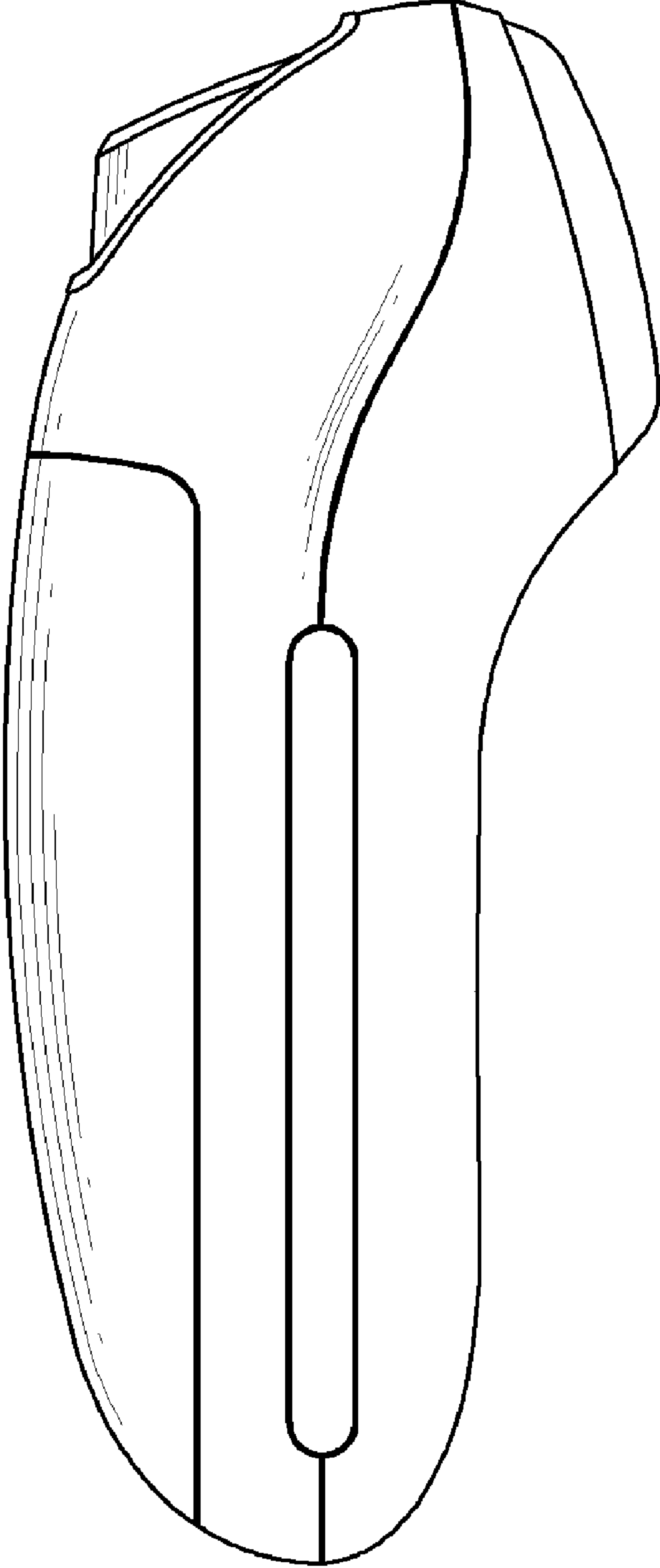


FIG. 5

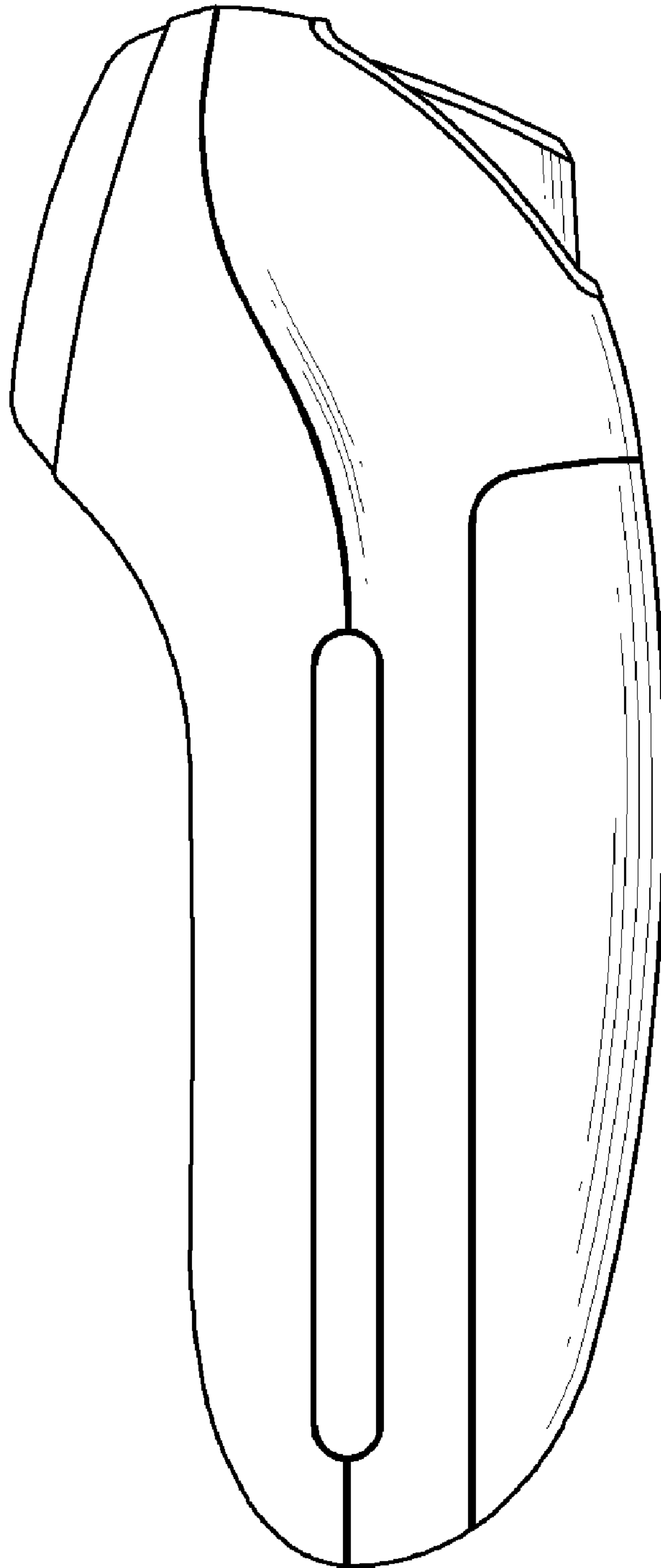


FIG. 6

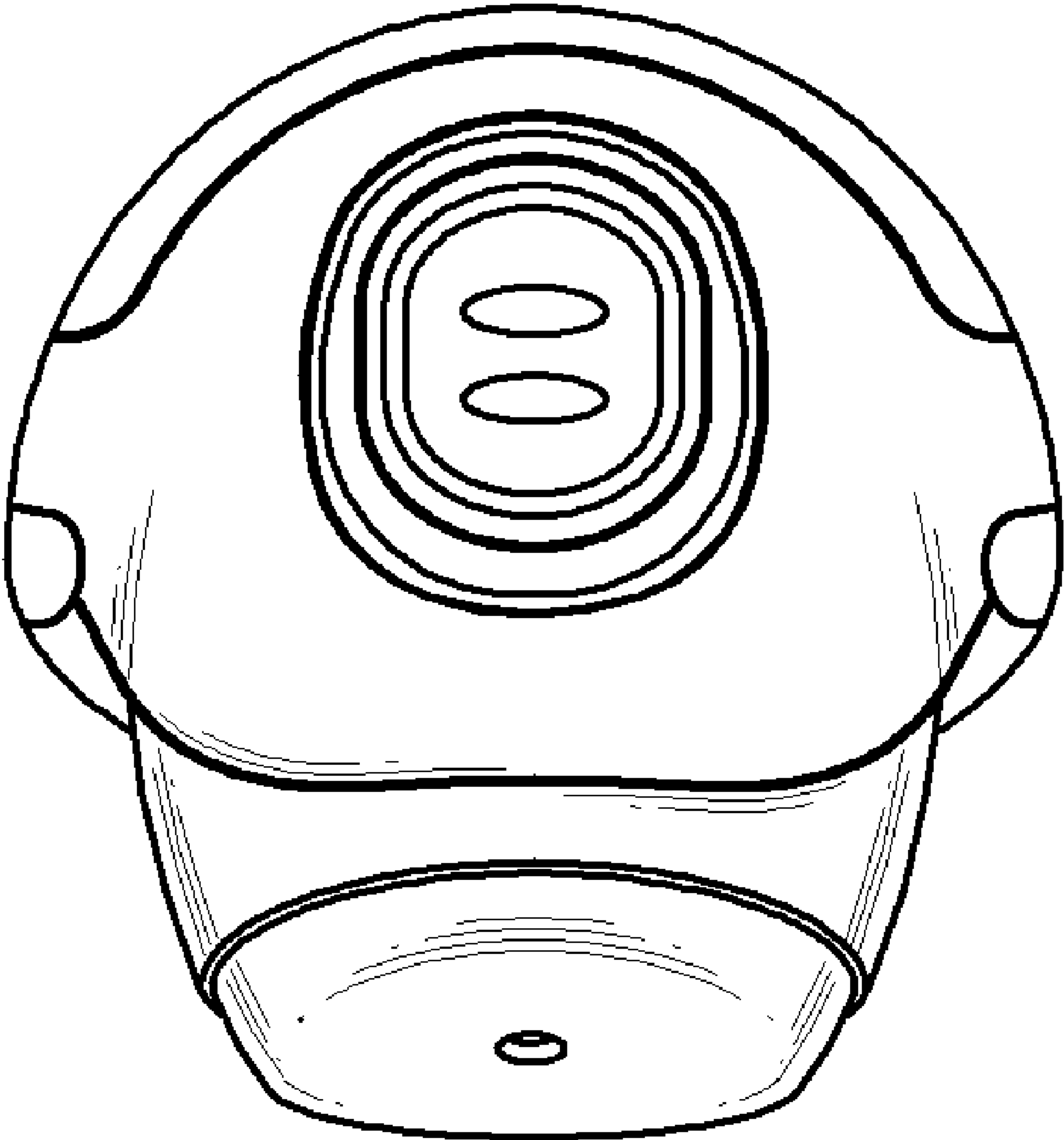


FIG. 7

