



US00D629109S

(12) **United States Design Patent**  
**Phillips**

(10) **Patent No.:** **US D629,109 S**

(45) **Date of Patent:** **\*\* Dec. 14, 2010**

(54) **RADIOGRAPHIC SHIELD**

(76) Inventor: **Michael Phillips**, 632 Glenview Ave.,  
Oconomowoc, WI (US) 53066

(\*\*) Term: **14 Years**

(21) Appl. No.: **29/281,266**

(22) Filed: **Jun. 20, 2007**

(51) **LOC (9) Cl.** ..... **24-01**

(52) **U.S. Cl.** ..... **D24/158**

(58) **Field of Classification Search** ..... D24/158-161,  
D24/189, 190, 206, 231, 110.2; D29/100,  
D29/101.1, 101.2, 101.3, 101.5, 110; 378/203,  
378/204, 208, 210; 250/515.1, 516.1; 128/855;  
D28/4, 7

See application file for complete search history.

(56) **References Cited**

**U.S. PATENT DOCUMENTS**

D249,278	S *	9/1978	Milligan	.....	D24/158
4,196,355	A *	4/1980	Maine	.....	250/516.1
4,490,616	A	12/1984	Cipollina et al.		
D300,945	S *	5/1989	Fleming et al.	.....	D24/158
5,015,864	A	5/1991	Maleki		
5,038,047	A	8/1991	Still		
5,099,135	A	3/1992	Gemmill		
5,140,710	A	8/1992	Rademacher		
5,491,345	A	2/1996	Stoutenburgh		
D380,051	S *	6/1997	Davis et al.	.....	D24/206
5,814,825	A	9/1998	Mussman		
5,883,394	A	3/1999	Mussman		
D424,740	S *	5/2000	Ono	.....	D28/4
D434,524	S *	11/2000	Kalafsky et al.	.....	D24/189

D457,689	S *	5/2002	Griffiths	.....	D29/100
D462,873	S *	9/2002	Miljkovic	.....	D24/158
6,635,893	B2	10/2003	O’Kane, Sr. et al.		
D484,984	S *	1/2004	Takizawa et al.	.....	D24/206
D504,194	S *	4/2005	Canavan et al.	.....	D29/110
7,034,772	B2	4/2006	Woodward		
D556,324	S *	11/2007	Oddsottir et al.	.....	D24/158

\* cited by examiner

*Primary Examiner*—T. Chase Nelson

*Assistant Examiner*—Anhdao Doan

(74) *Attorney, Agent, or Firm*—Michael Best & Friedrich LLP

(57) **CLAIM**

The ornamental design for a radiographic shield, as shown and described.

**DESCRIPTION**

FIG. 1 is a perspective view of a radiographic shield embodying the invention in a first position;

FIG. 2 is a top view of the radiographic shield of FIG. 1;

FIG. 3 is a left side view of the radiographic shield of FIG. 1; and,

FIG. 4 is a perspective view of the radiographic shield of FIG. 1 in a second position.

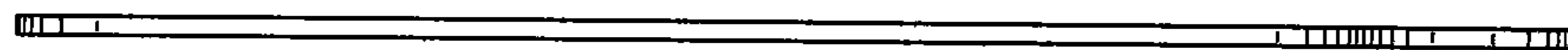
The bottom and rear views of the radiographic shield are not shown in the drawing or described in the specification. It is understood that the appearance of any part of the article not shown in the drawing or described in the specification forms no part of the claimed design.

**1 Claim, 3 Drawing Sheets**

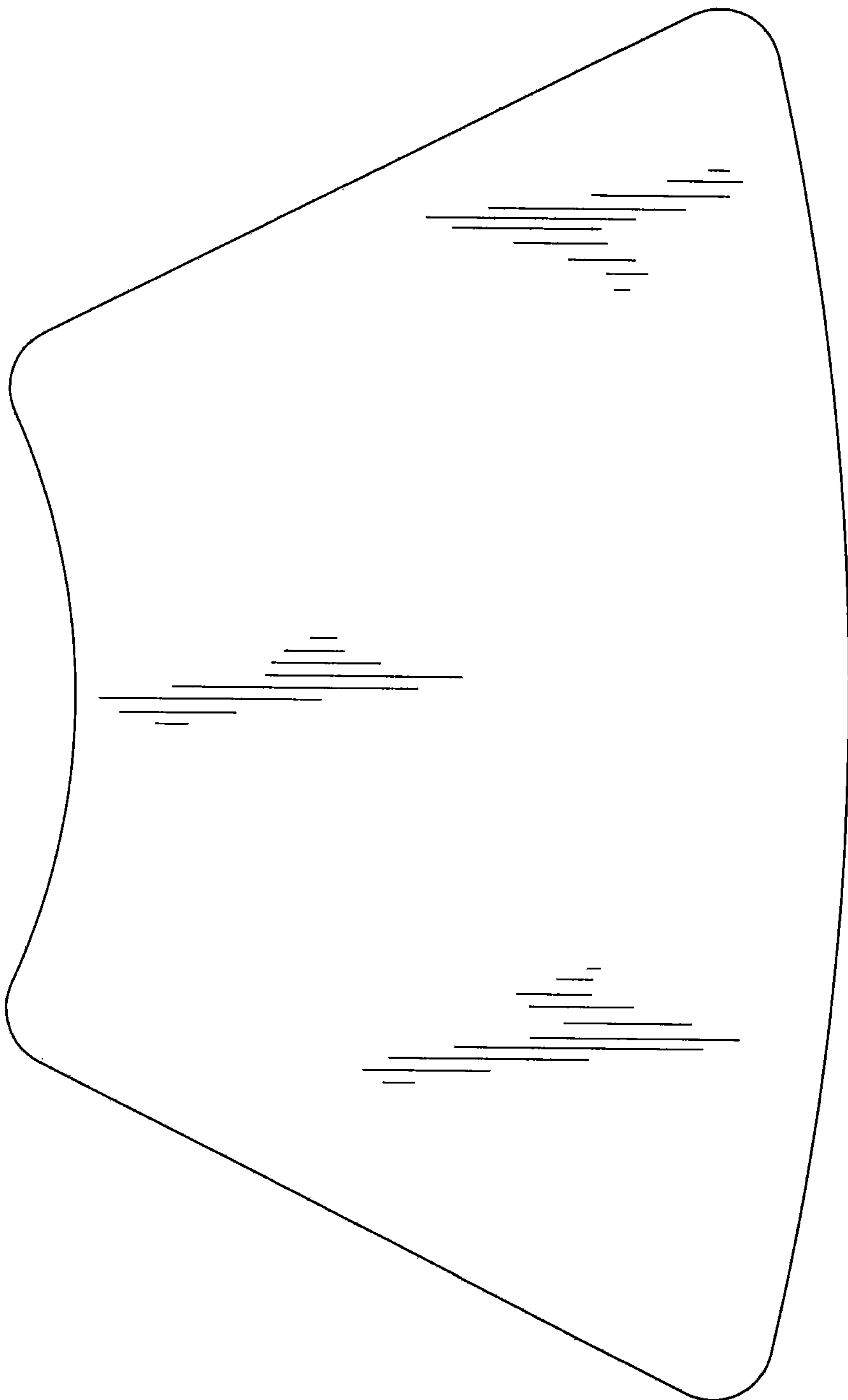




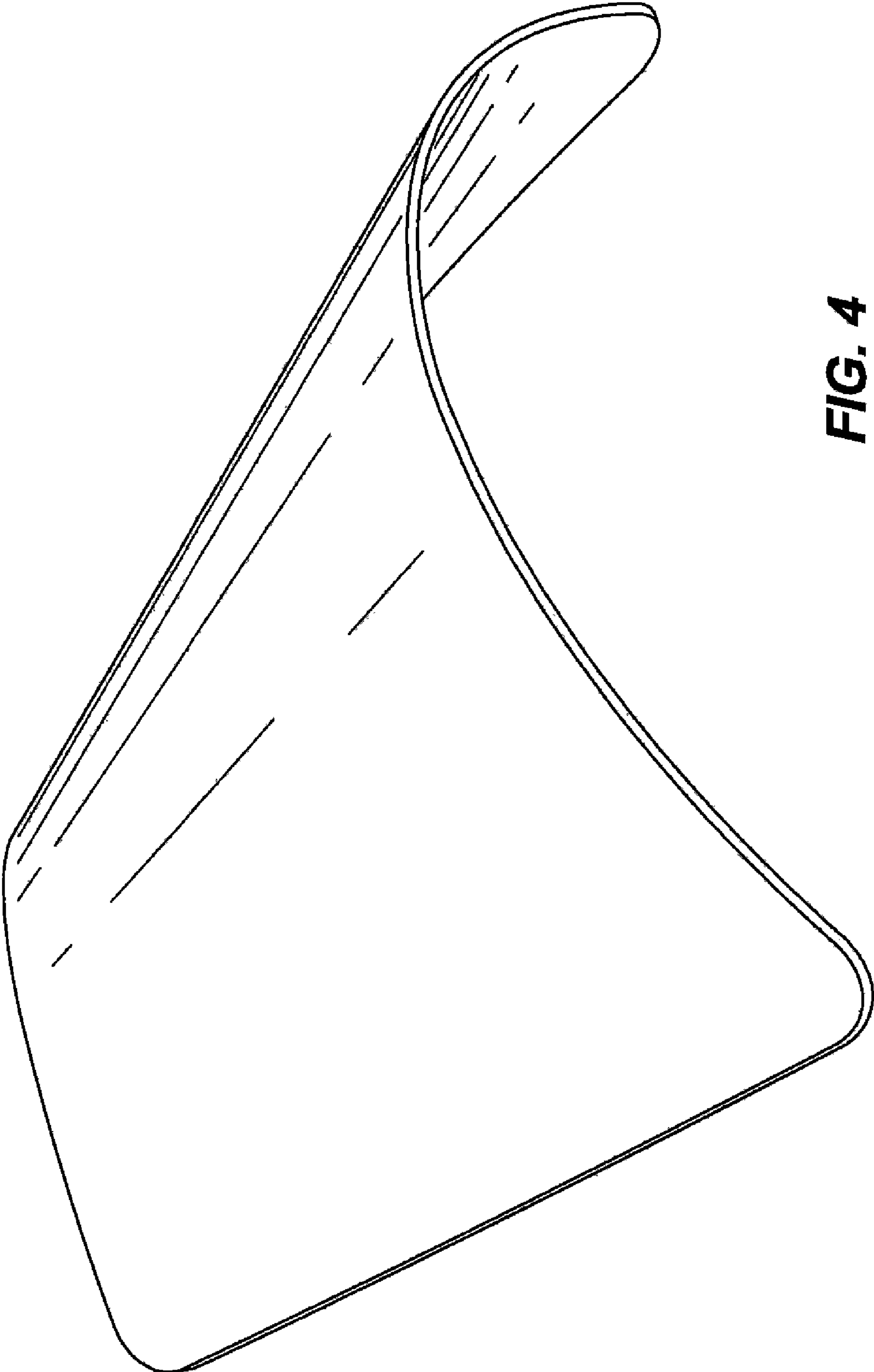
FIG. 1



**FIG. 3**



**FIG. 2**



**FIG. 4**