



US00D629104S

(12) **United States Design Patent**  
**Calverley et al.**

(10) **Patent No.:** **US D629,104 S**

(45) **Date of Patent:** **\*\* \*Dec. 14, 2010**

(54) **LORDOTIC LATERAL FUSION IMPLANT**

(75) Inventors: **Jamie Calverley**, Drexel Hill, PA (US);  
**William S Rhoda**, Media, PA (US)

(73) Assignee: **Globus Medical, Inc.**, Audubon, PA (US)

7,056,341	B2 *	6/2006	Crozet .....	623/17.11
7,300,465	B2 *	11/2007	Paul et al. ....	623/17.11
7,341,601	B2 *	3/2008	Eisermann et al. ....	623/17.11
7,473,276	B2 *	1/2009	Aebi et al. ....	623/17.15
D594,986	S *	6/2009	Miles et al. ....	D24/155
D599,019	S *	8/2009	Pimenta et al. ....	D24/155
7,704,280	B2 *	4/2010	Lechmann et al. ....	623/17.15

(\* ) Notice: This patent is subject to a terminal disclaimer.

\* cited by examiner

*Primary Examiner*—Charles A Rademaker

(\*\*) Term: **14 Years**

(57) **CLAIM**

(21) Appl. No.: **29/338,165**

The ornamental design for a lordotic lateral fusion implant, as shown and described herein.

(22) Filed: **Jun. 5, 2009**

**DESCRIPTION**

(51) **LOC (9) Cl.** ..... **24-03**

(52) **U.S. Cl.** ..... **D24/155**

(58) **Field of Classification Search** ..... D24/155–157;  
606/60, 61, 73, 95, 213, 246, 248, 249; 623/23.61,  
623/23.56, 247, 213, 11.11, 16.14, 20.23,  
623/20.33, 33, 41, 17.11–17.16

See application file for complete search history.

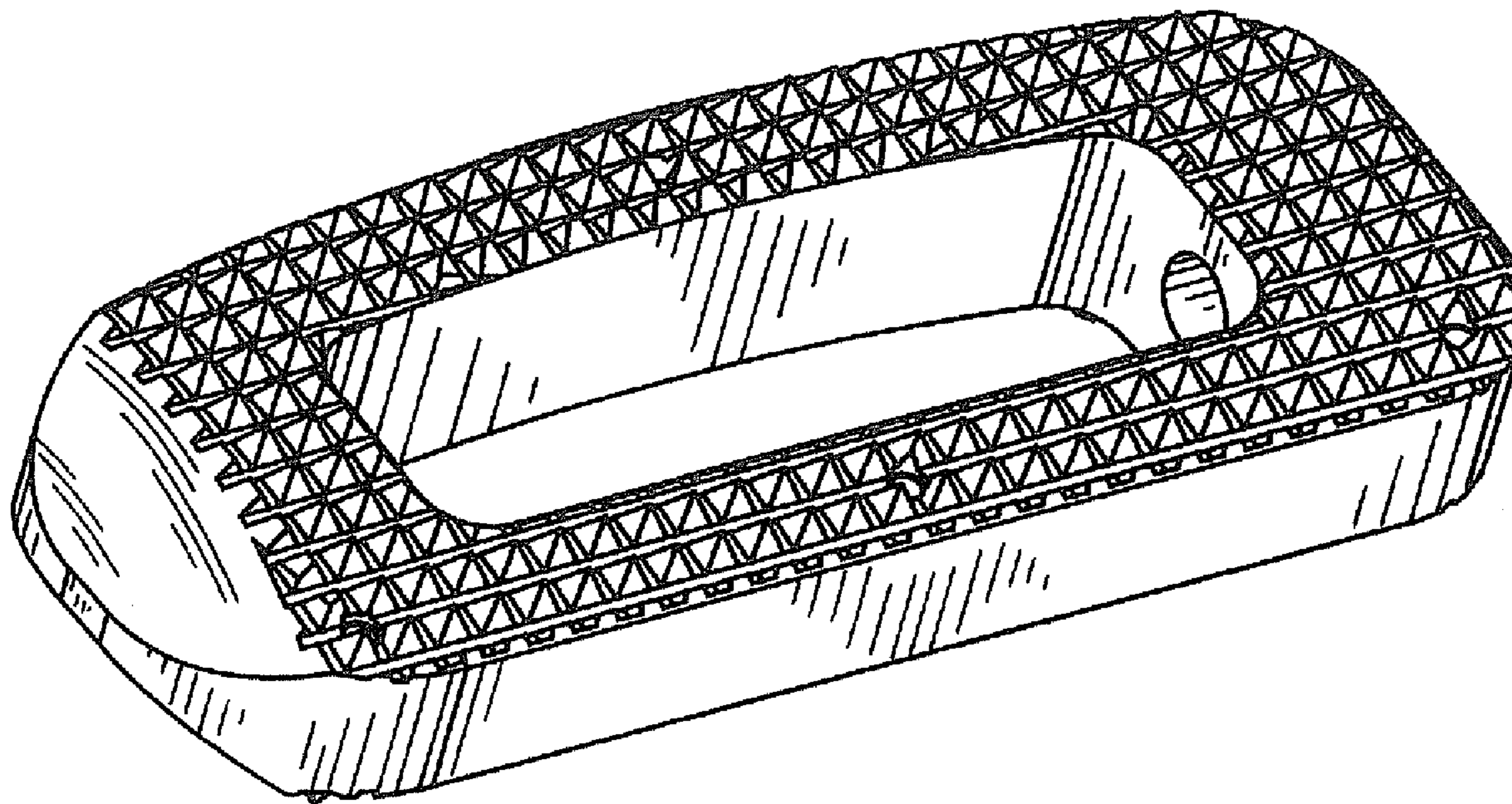
FIG. 1 shows a perspective view of the lateral fusion implant;  
FIG. 2 shows a top view of the lateral fusion implant;  
FIG. 3 shows a bottom view of the lateral fusion implant;  
FIG. 4 shows the side view of the lateral fusion implant;  
FIG. 5 shows another side view of the lateral fusion implant;  
FIG. 6 shows a back view of the lateral fusion implant; and,  
FIG. 7 shows a front view of the lateral fusion implant.

(56) **References Cited**

**U.S. PATENT DOCUMENTS**

6,964,687 B1 \* 11/2005 Bernard et al. .... 623/17.16

**1 Claim, 3 Drawing Sheets**



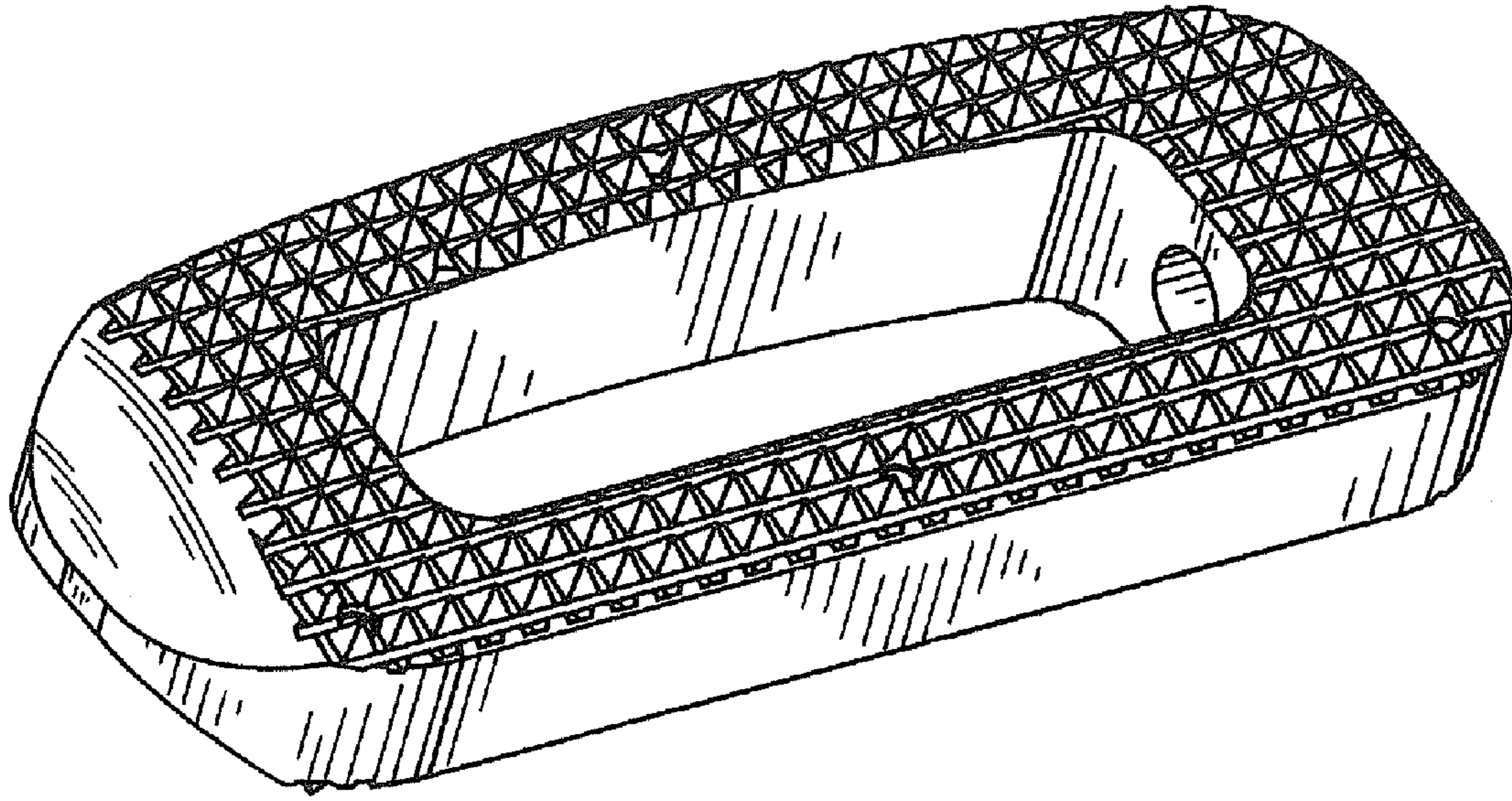


Fig. 1




Fig. 2




Fig. 3

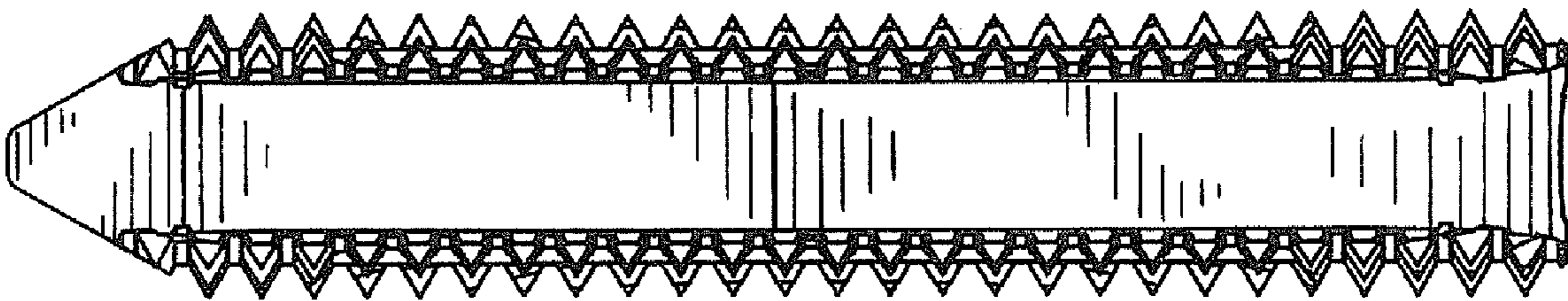


Fig. 4

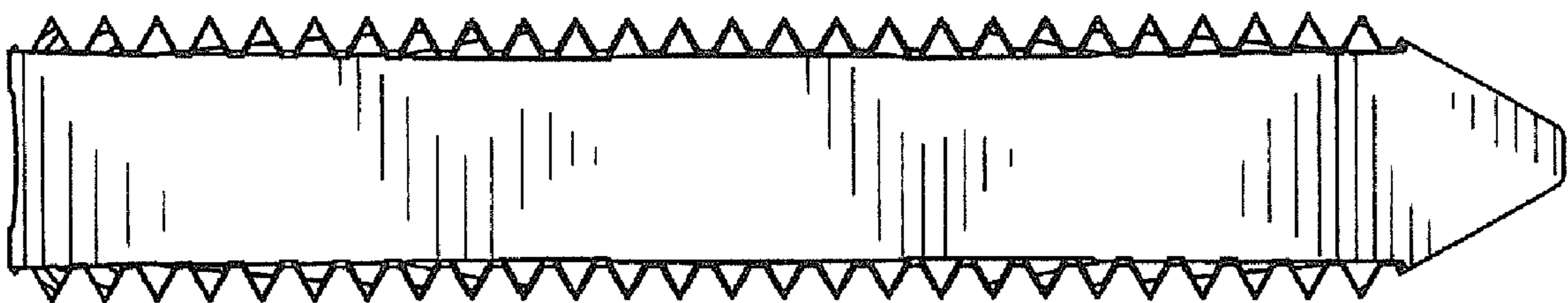


Fig. 5

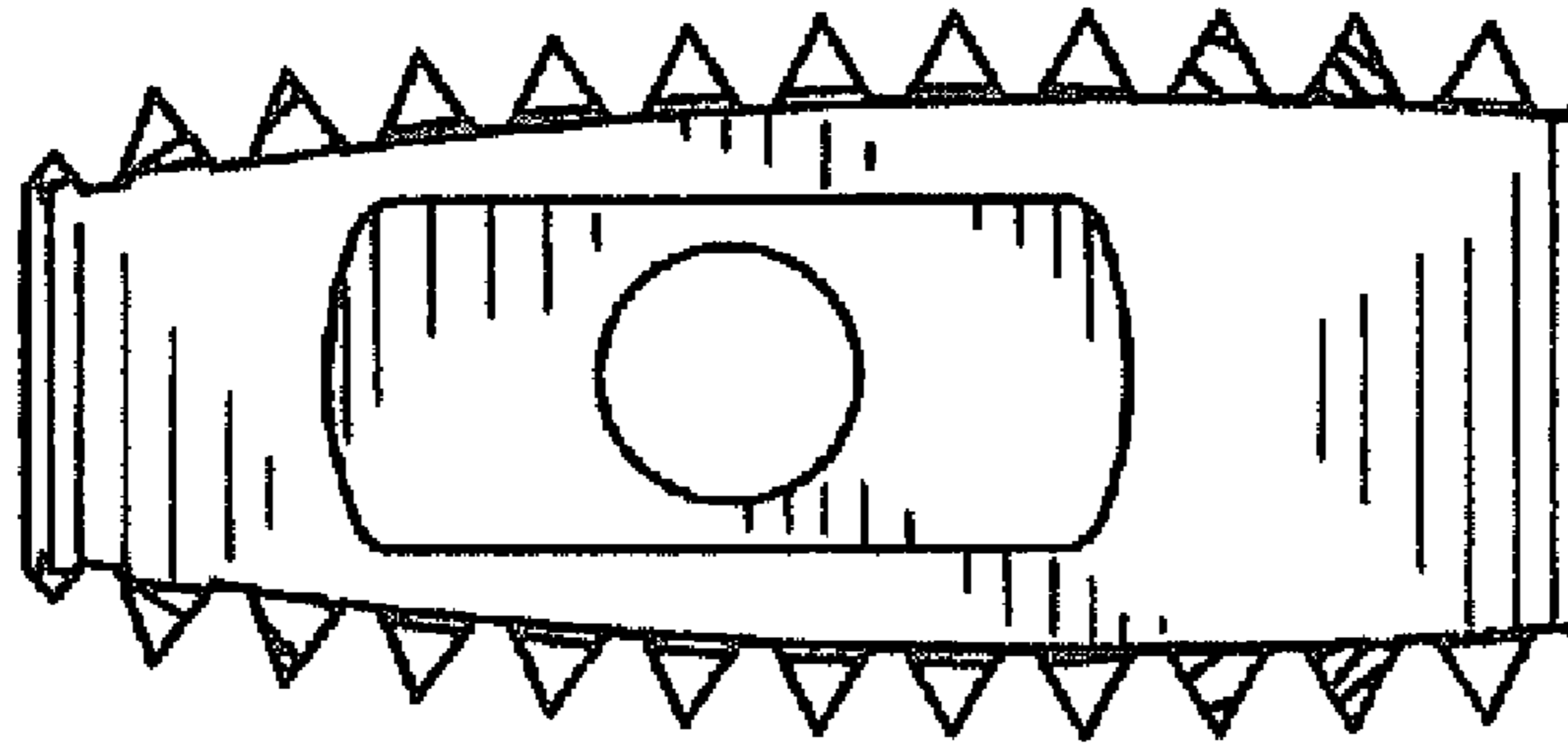


Fig. 6

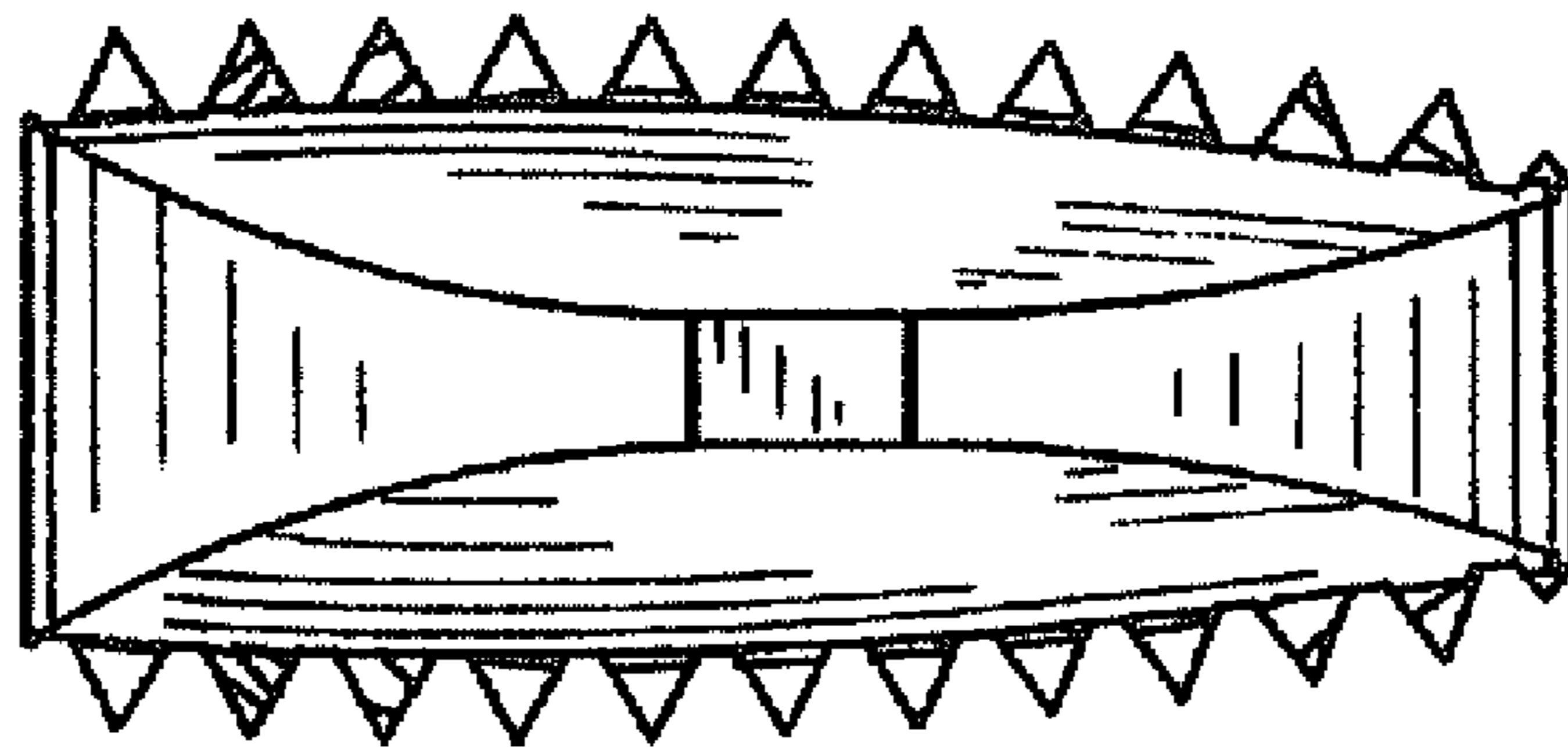


Fig. 7