



US00D629103S

(12) **United States Design Patent**
Maissami

(10) **Patent No.:** **US D629,103 S**
(45) **Date of Patent:** **** Dec. 14, 2010**

(54) **DENTAL TOOL**

D597,670 S 8/2009 Maissami

(75) Inventor: **Fari Maissami**, Hinsdale, IL (US)

(73) Assignee: **Denbur, Inc.**, Westmont, IL (US)

(**) Term: **14 Years**

(21) Appl. No.: **29/351,078**

(22) Filed: **Nov. 30, 2009**

(51) **LOC (9) Cl.** **24-02**

(52) **U.S. Cl.** **D24/152**

(58) **Field of Classification Search** D24/152;
D8/107, 83, 16, 88, 89, 397; D28/65; 606/80;
417/420, 11; 433/141, 102; 385/176; D4/119
See application file for complete search history.

(56) **References Cited**

U.S. PATENT DOCUMENTS

D377,526 S *	1/1997	Mark	D24/152
D380,265 S *	6/1997	Mark	D24/152
D417,277 S *	11/1999	Maissami	D24/152
D423,100 S *	4/2000	Maissami	D24/152
D443,691 S *	6/2001	Fischer et al.	D24/152
D458,456 S *	6/2002	Dragan et al.	D4/119
D461,247 S *	8/2002	Dragan et al.	D24/152
D462,444 S *	9/2002	Maissami	D24/152
6,913,464 B2	7/2005	Maissami		
D516,722 S *	3/2006	Mak	D24/152
D531,727 S *	11/2006	Mak	D24/152
D596,745 S	7/2009	Maissami		

OTHER PUBLICATIONS

Co-pending U.S. Appl. No. 12/639,683, filed Dec. 16, 2009, "Dental Device."

* cited by examiner

Primary Examiner—Charles A Rademaker

(74) *Attorney, Agent, or Firm*—Pauley Petersen & Erickson

(57) **CLAIM**

The ornamental design for a dental tool, as shown and described.

DESCRIPTION

FIG. 1 is a side perspective view of a dental tool showing my new design;

FIG. 2 is a side elevation of the dental tool, as shown in FIG. 1;

FIG. 3 is a side elevation of the dental tool, opposite the side elevation shown in FIG. 2;

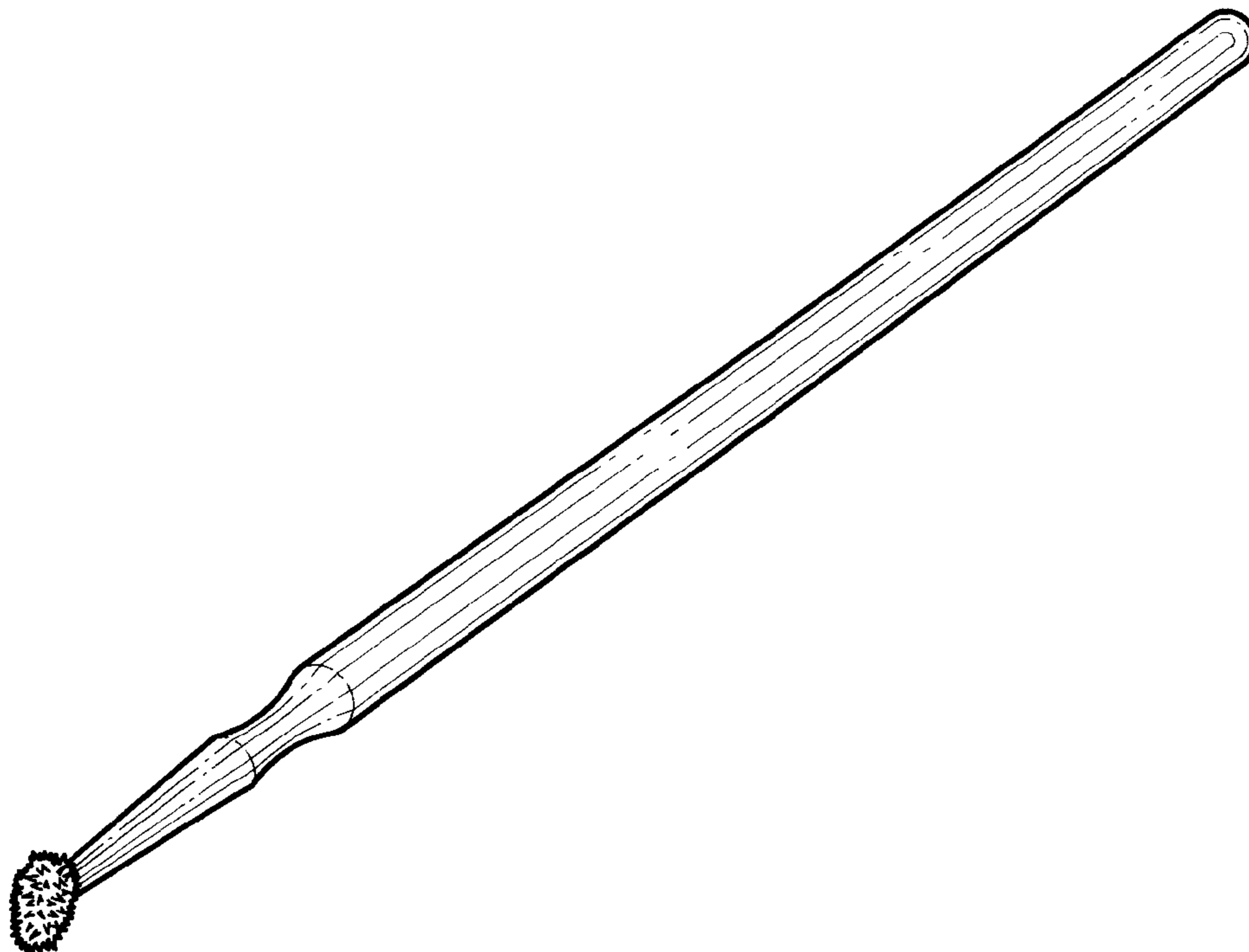
FIG. 4 is a top plan view of the dental tool, as shown in FIG. 1;

FIG. 5 is a bottom plan view of the dental tool, opposite the view shown in FIG. 4;

FIG. 6 is a front elevation of the dental tool, as shown in FIG. 1; and,

FIG. 7 is a rear elevation thereof.

1 Claim, 2 Drawing Sheets



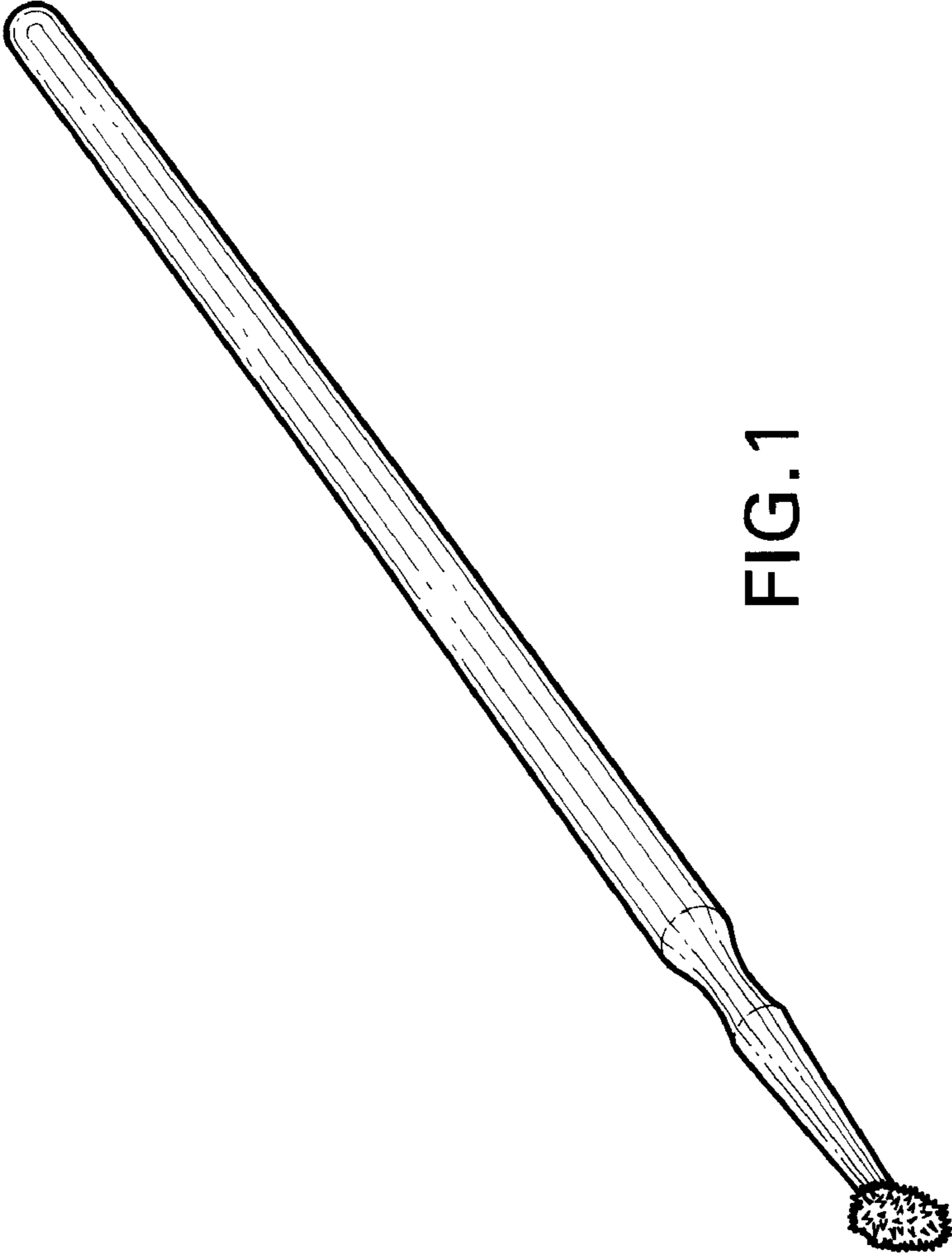


FIG. 1



FIG. 2




FIG. 4



FIG. 3




FIG. 5



FIG. 6



FIG. 7