



US00D629087S

(12) **United States Design Patent**
Andrew et al.

(10) **Patent No.:** **US D629,087 S**
(45) **Date of Patent:** **** Dec. 14, 2010**

(54) **TUB ENCLOSURE**

(75) Inventors: **Mercedita Andrew**, Chicago, IL (US);
Victor Hoernig, Lowell, IN (US)

(73) Assignee: **Masco Bath Corporation**, Moorestown,
NJ (US)

(**) Term: **14 Years**

(21) Appl. No.: **29/359,272**

(22) Filed: **Apr. 8, 2010**

(51) **LOC (9) Cl.** **23-02**

(52) **U.S. Cl.** **D23/305**

(58) **Field of Classification Search** D23/279,
D23/283, 275, 304-305; 4/552, 595
See application file for complete search history.

(56) **References Cited**

U.S. PATENT DOCUMENTS

D274,458 S *	6/1984	Doman	D23/305
D560,769 S *	1/2008	Breymaier et al.	D23/283
D616,076 S *	5/2010	Patterson et al.	D23/283

* cited by examiner

Primary Examiner—Robert A Delehanty

(74) *Attorney, Agent, or Firm*—Nirav D. Parikh; Edgar A. Zarins; Lora J. Graentzdoerffer

(57) **CLAIM**

The ornamental design for a tub enclosure, as shown and described.

DESCRIPTION

FIG. 1 is a front/right side perspective view of a tub enclosure showing our new design;

FIG. 2 is a front elevational view thereof;

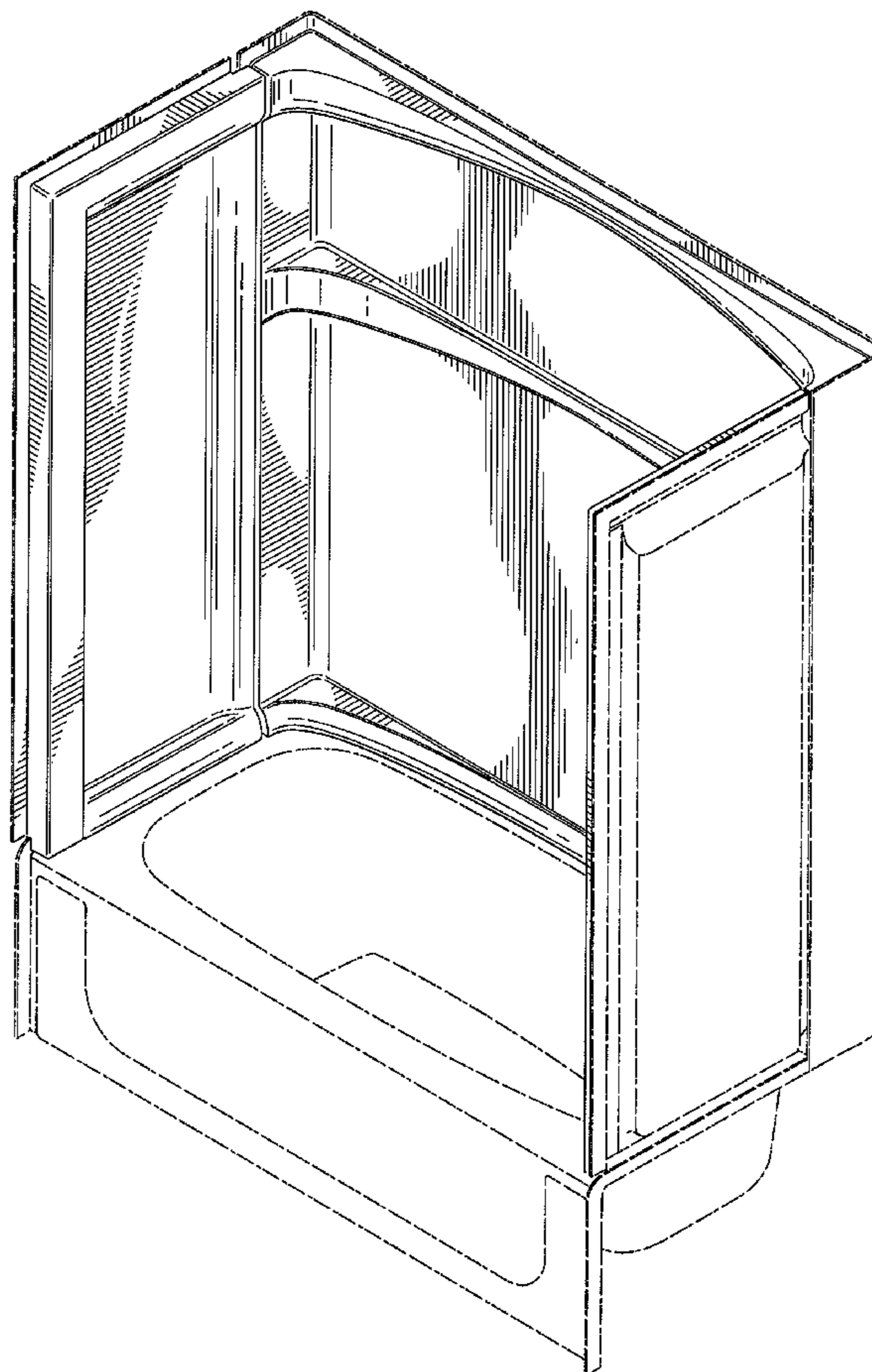
FIG. 3 is a cross-sectional view taken along line 3—3 of FIG. 2 thereof;

FIG. 4 is a cross-sectional view taken along line 4—4 of FIG. 2 thereof; and,

FIG. 5 is a top plan view thereof.

The broken lines are for illustrative purposes only and form no part of the claimed design.

1 Claim, 5 Drawing Sheets






FIG. 1

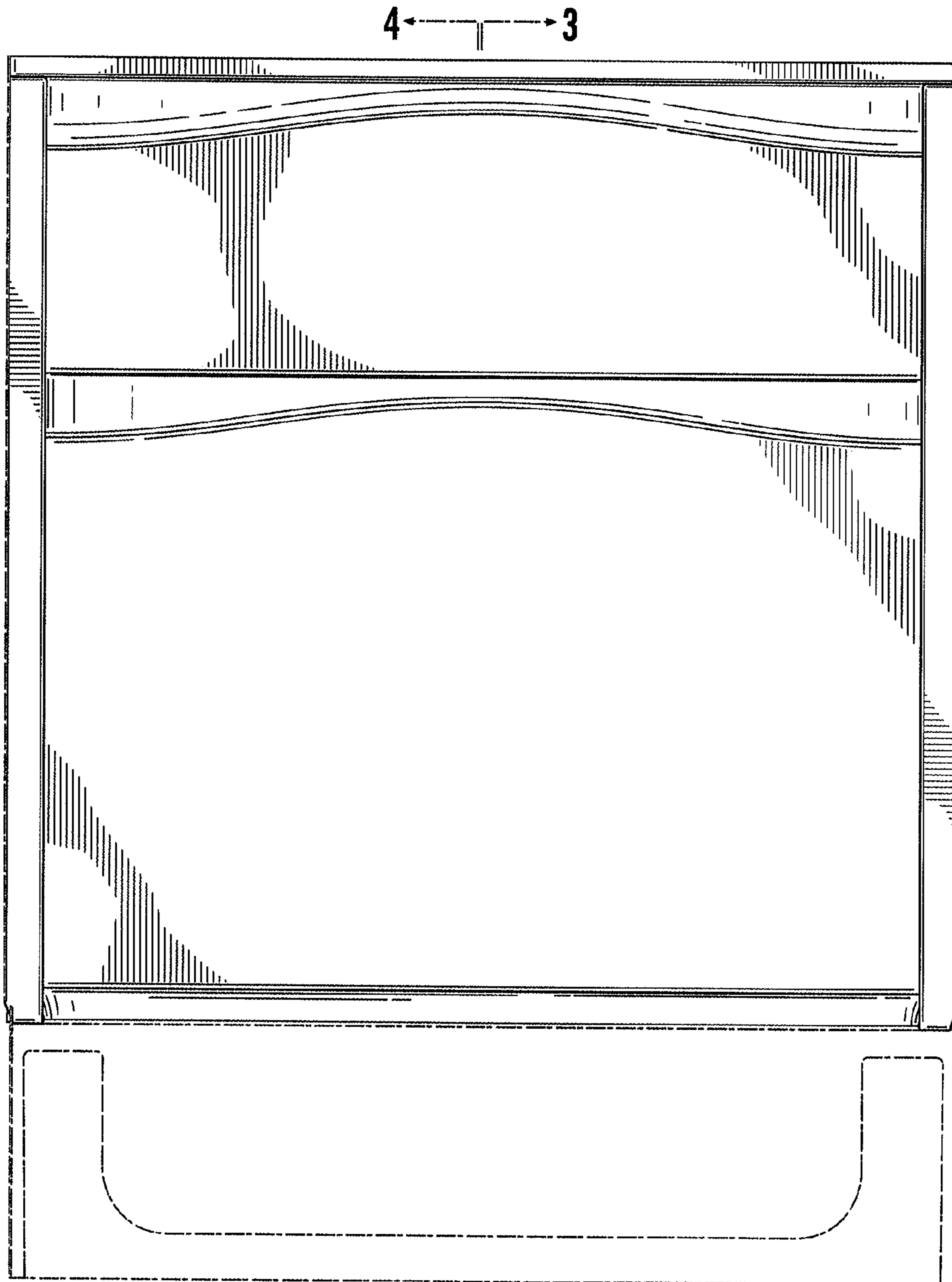


FIG. 2

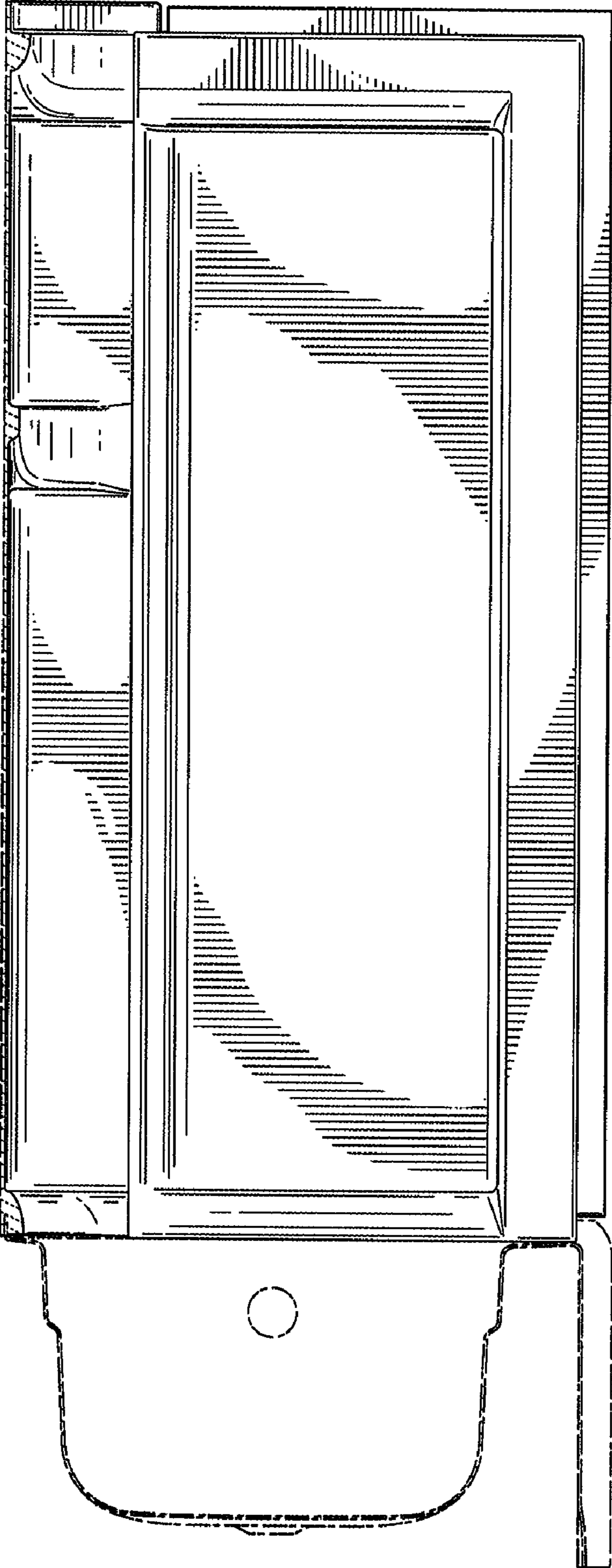


FIG. 3

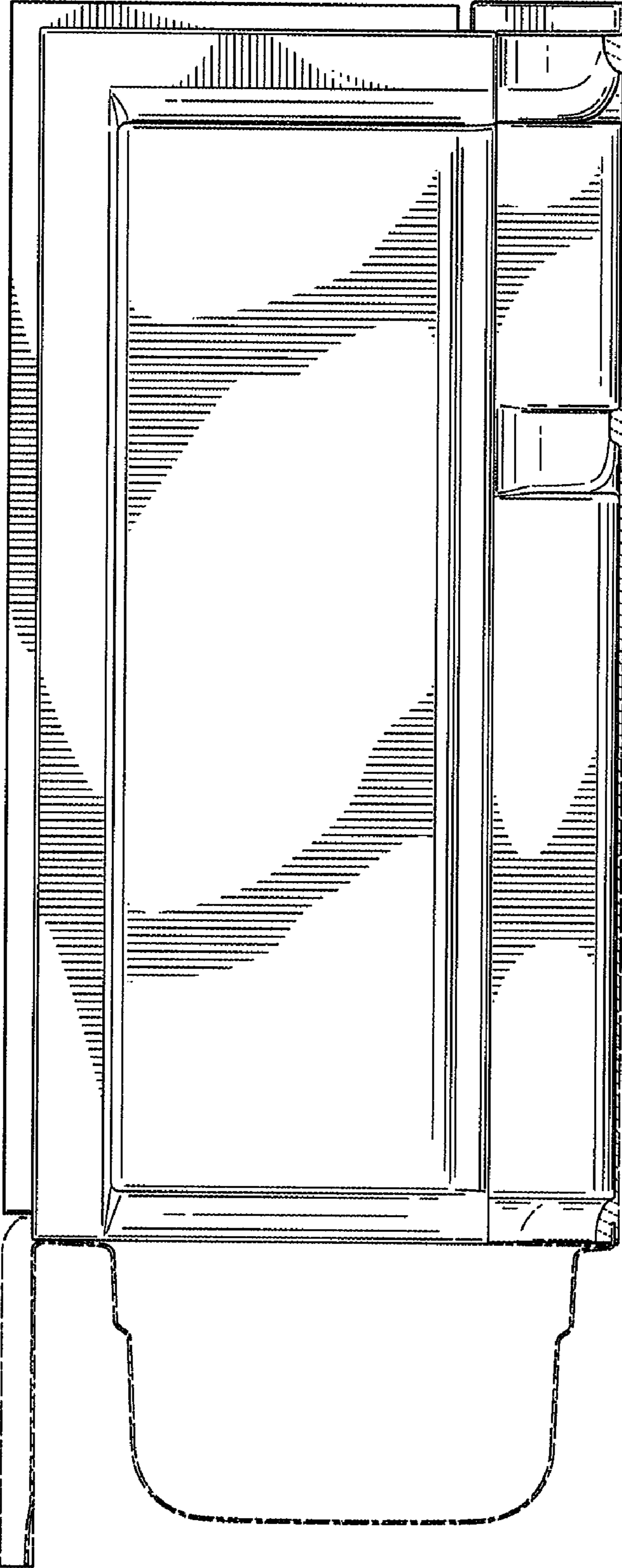


FIG. 4




FIG. 5