



US00D629045S

(12) **United States Design Patent**  
**Manabe**

(10) **Patent No.:** **US D629,045 S**  
(45) **Date of Patent:** **\*\* Dec. 14, 2010**

(54) **PART FOR A PRIZE DISPLAY**

(75) Inventor: **Kentaro Manabe**, Tokyo (JP)

(73) Assignee: **Kabushiki Kaisha Sega**, Tokyo (JP)

(\*\*) Term: **14 Years**

(21) Appl. No.: **29/309,385**

(22) Filed: **Aug. 6, 2008**

(30) **Foreign Application Priority Data**

Feb. 7, 2008 (JP) ..... 2008-002704

(51) **LOC (9) Cl.** ..... **21-01**

(52) **U.S. Cl.** ..... **D21/333; D6/491**

(58) **Field of Classification Search** ..... D6/491,  
D6/449, 466; D21/479, 491, 494, 500, 501,  
D21/325, 386, 484, 502, 333; 273/236-285;  
206/594, 521; D7/624.1; D30/121

See application file for complete search history.

(56) **References Cited**

**U.S. PATENT DOCUMENTS**

3,334,798 A \* 8/1967 Pezely, Jr. et al. .... 206/594  
4,015,716 A \* 4/1977 Nichols ..... 206/521  
D274,444 S \* 6/1984 Symons ..... D21/621  
D327,511 S \* 6/1992 Castillo ..... D21/386  
D420,402 S \* 2/2000 Alarcon ..... D21/386  
D445,141 S \* 7/2001 Vigneron ..... D21/386  
D499,151 S \* 11/2004 Arabian ..... D21/480

D506,790 S \* 6/2005 Gee ..... D21/479  
D590,210 S \* 4/2009 Metcalfe ..... D7/624.1  
D591,007 S \* 4/2009 O'Neill ..... D30/121

\* cited by examiner

*Primary Examiner*—Philip S Hyder

*Assistant Examiner*—Sydney R Buffalow

(74) *Attorney, Agent, or Firm*—Dickstein Shapiro LLP

(57) **CLAIM**

The ornamental design for a part for a prize display, as shown and described.

**DESCRIPTION**

FIG. 1 is a front, top and right side perspective view of my new design for a part for a prize display;

FIG. 2 is a front elevational view of the part for a prize display of FIG. 1;

FIG. 3 is a rear elevational view of the part for a prize display of FIG. 1;

FIG. 4 is a top plan view of the part for a prize display of FIG. 1;

FIG. 5 is a bottom plan view of the part for a prize display of FIG. 1;

FIG. 6 is a right side elevational view of the part for a prize display of FIG. 1; and,

FIG. 7 is a left side elevational view of the part for a prize display of FIG. 1.

**1 Claim, 7 Drawing Sheets**

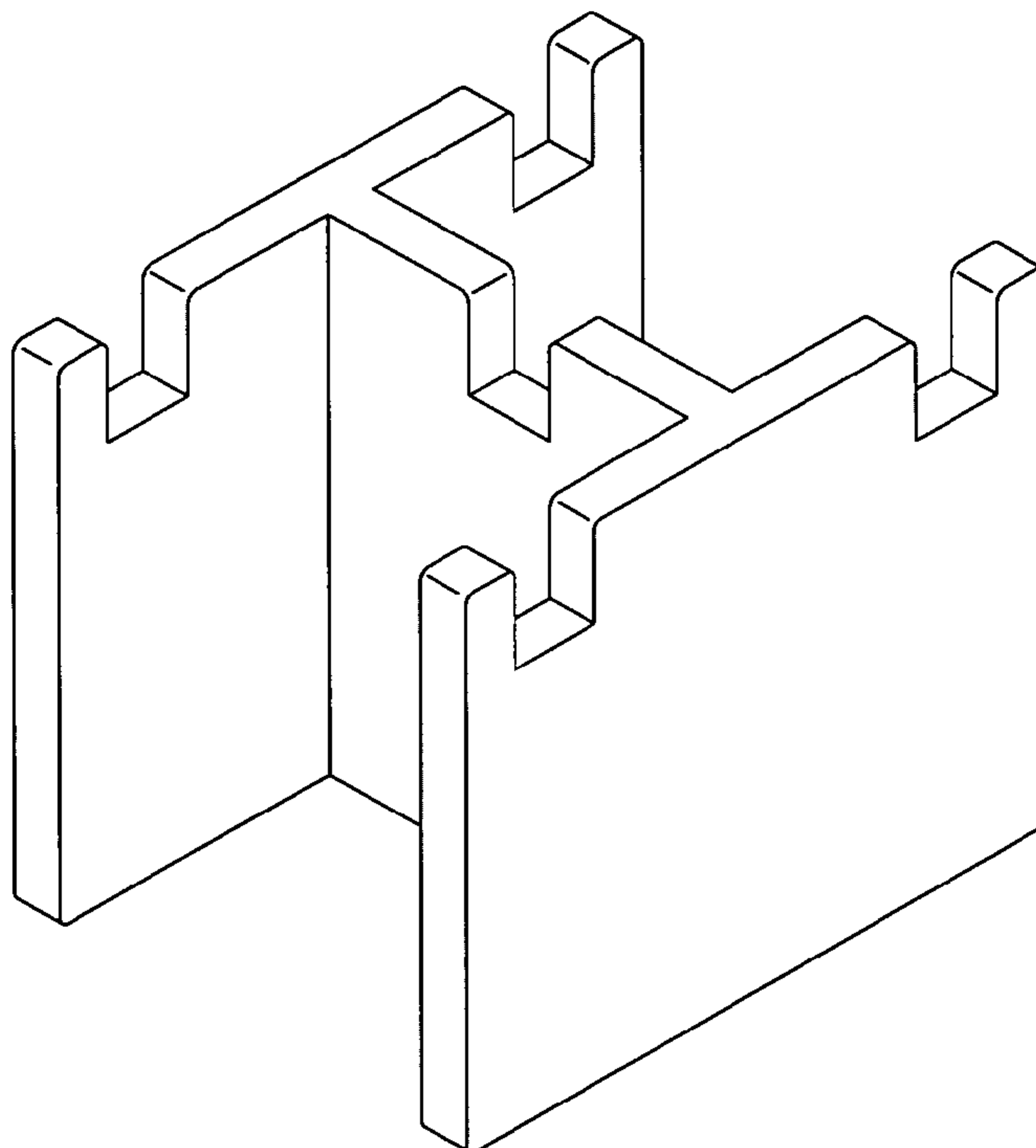


FIG. 1

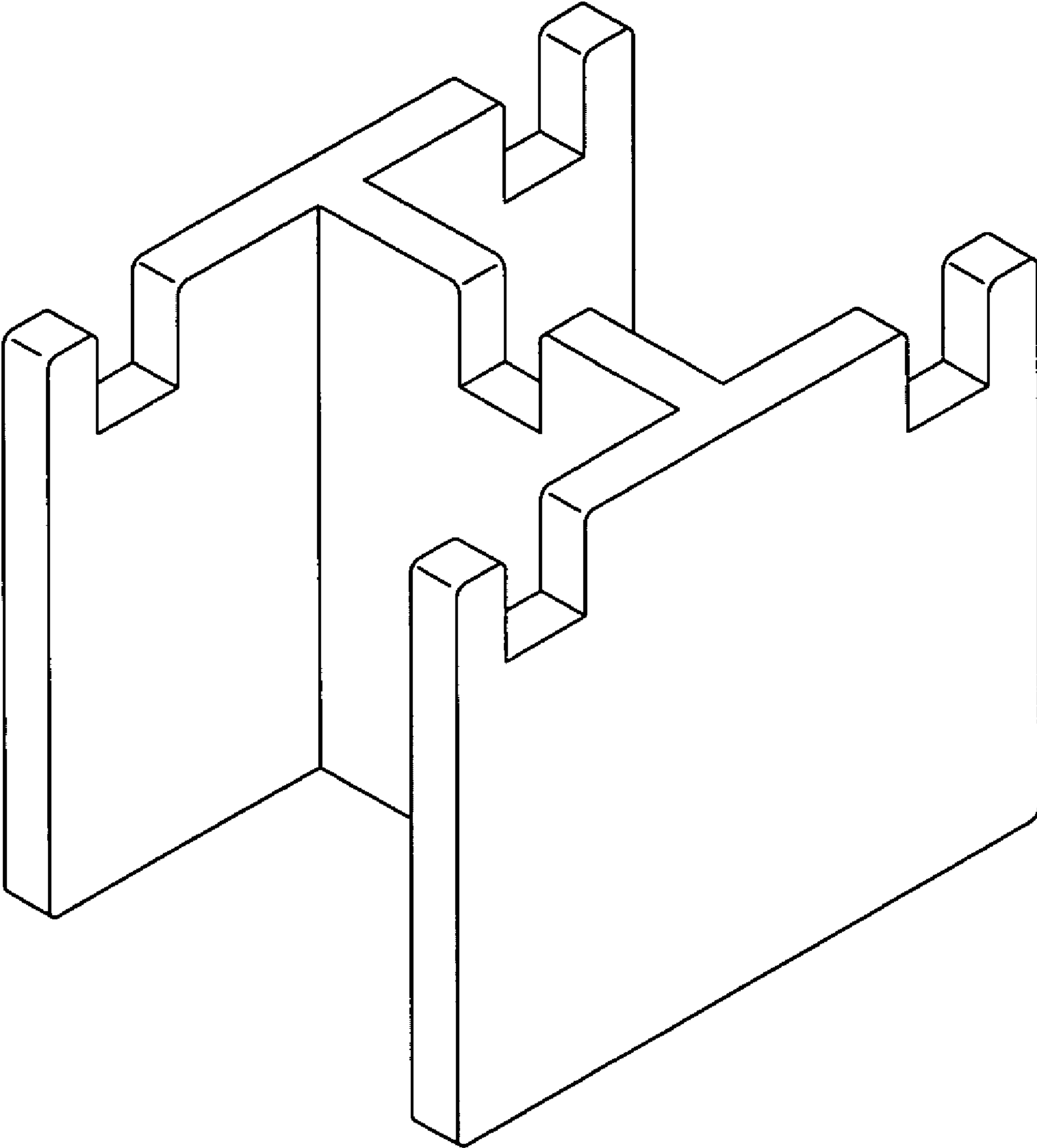


FIG. 2

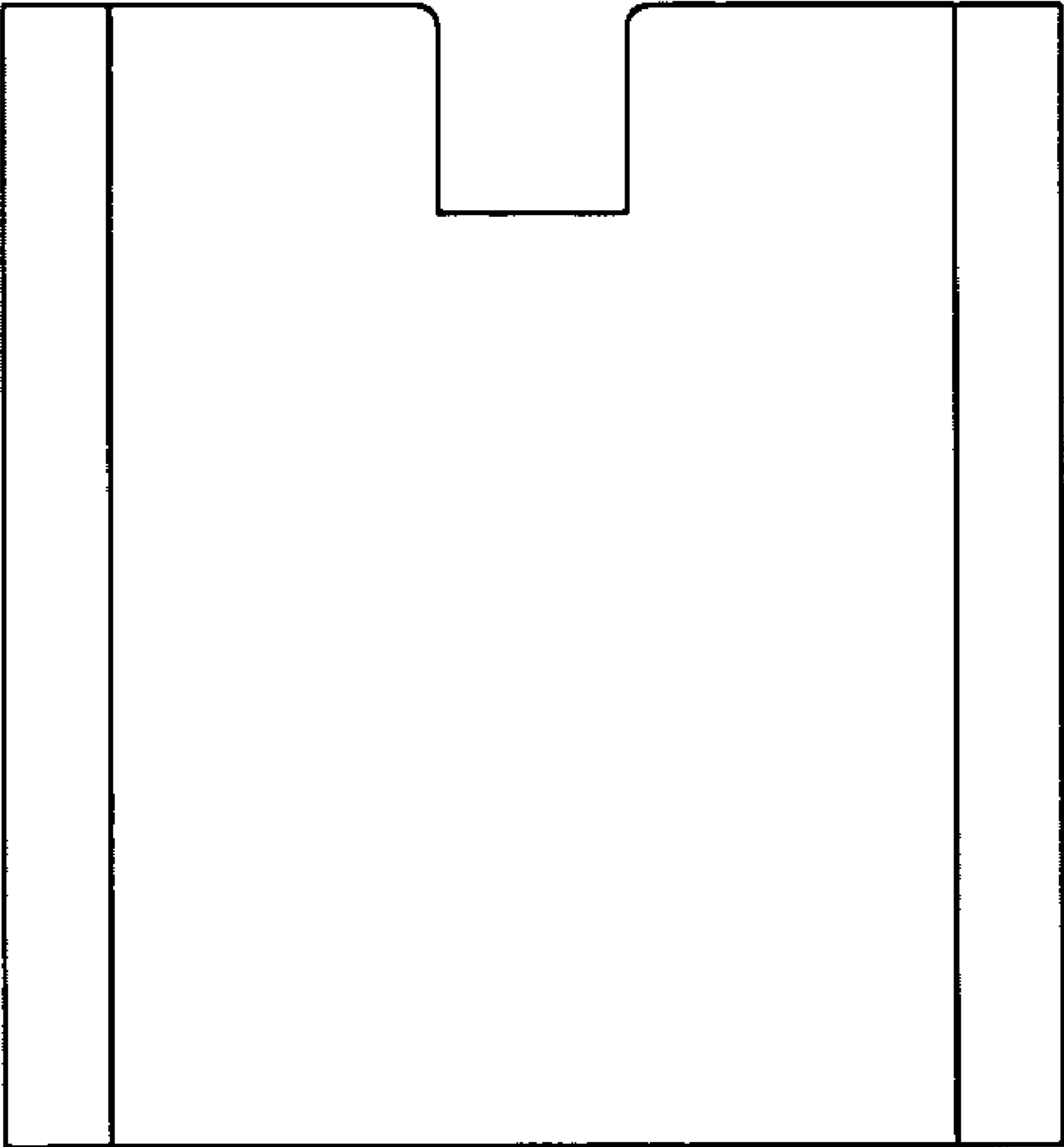


FIG. 3

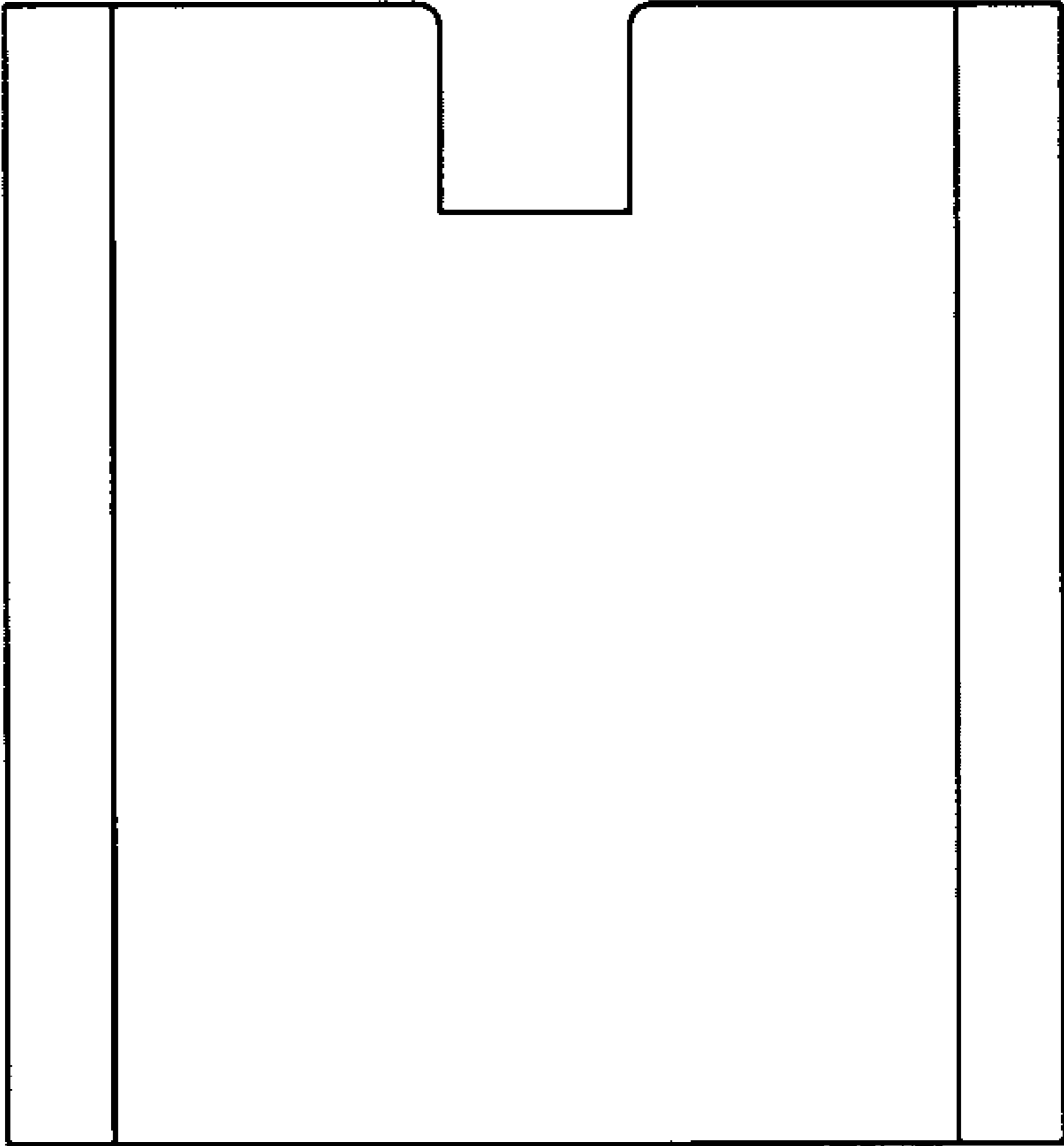


FIG. 4

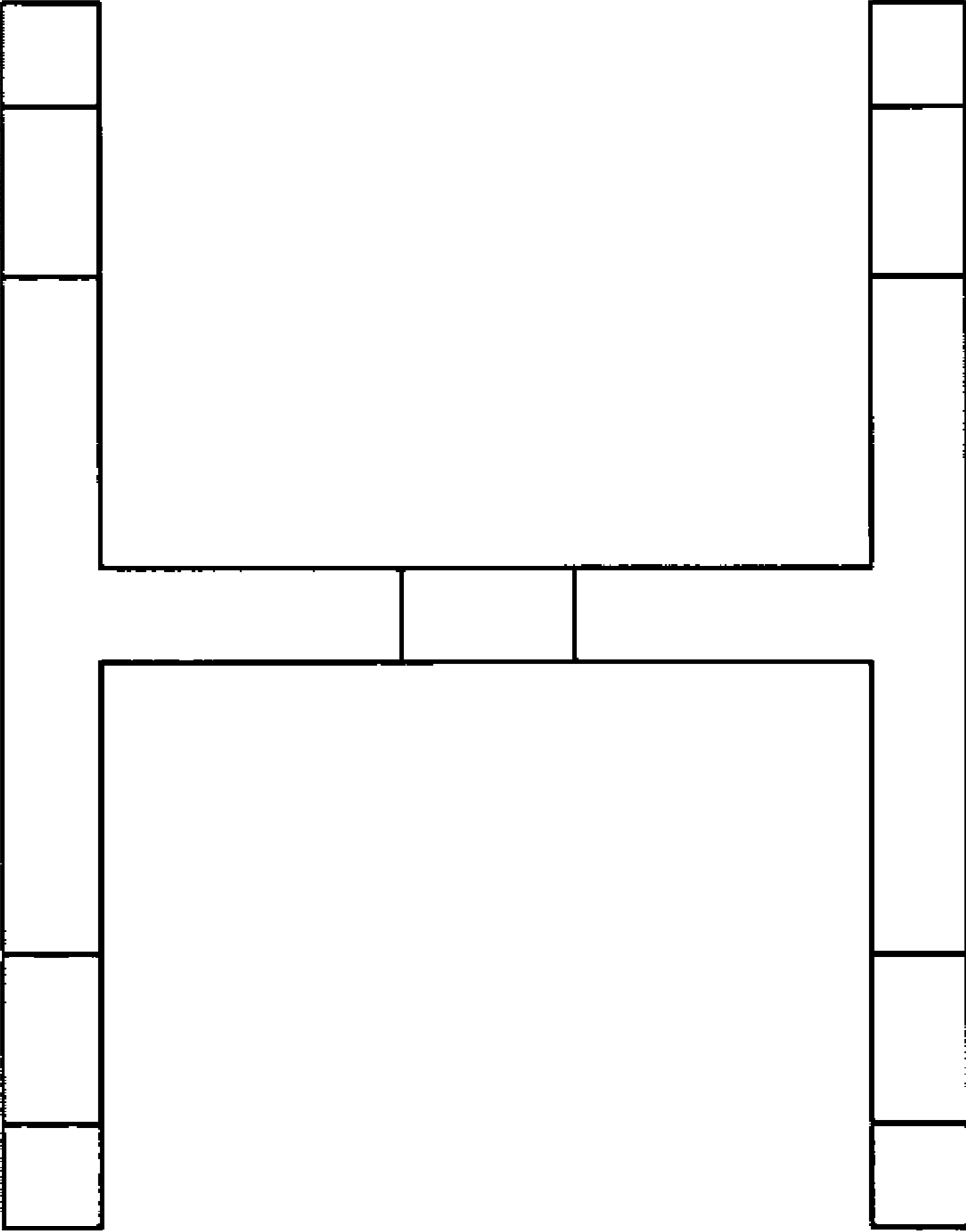


FIG. 5




FIG. 6

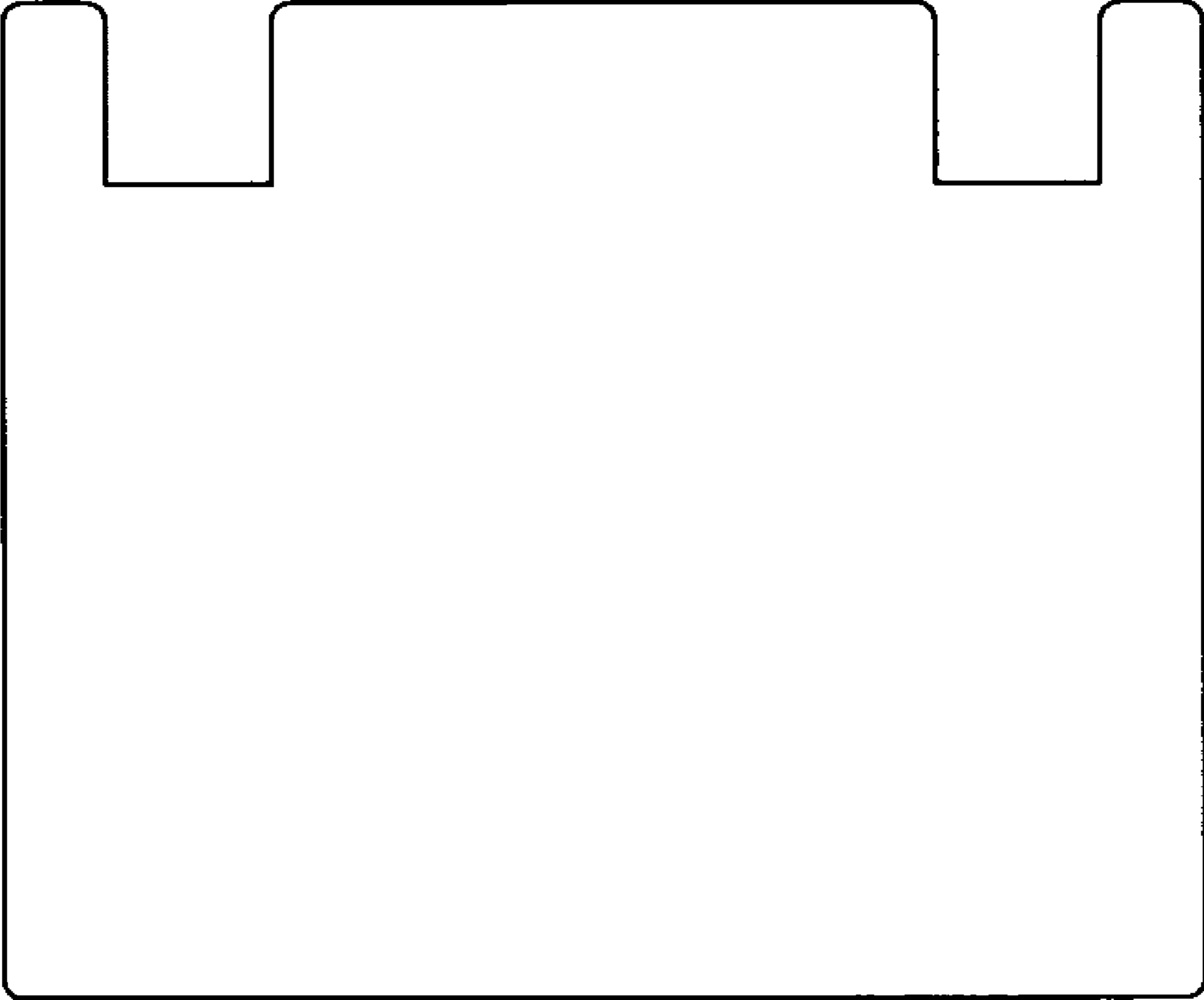


FIG. 7

