



US00D629043S

(12) **United States Design Patent**
Beno et al.

(10) **Patent No.:** **US D629,043 S**
(45) **Date of Patent:** **** Dec. 14, 2010**

(54) **DISPLAY BOARD**

(75) Inventors: **Steven J. Beno**, Arlington Heights, IL (US); **Jonathen D. Shearer**, Skokie, IL (US); **Martinus F. Loerakker**, Mundelein, IL (US); **Gadi Amit**, San Mateo, CA (US); **Justin Porcano**, Oakland, CA (US)

(73) Assignee: **ACCO Brands Corporation**, Lincolnshire, IL (US)

(**) Term: **14 Years**

(21) Appl. No.: **29/357,494**

(22) Filed: **Mar. 12, 2010**

(51) **LOC (9) Cl.** **19-06**
(52) **U.S. Cl.** **D19/52**
(58) **Field of Classification Search** D6/300-314;
D7/698, 699; D14/336, 371, 448; D19/52,
D19/88; D20/10, 19, 40, 42; 40/358, 541,
40/584, 611.01; 434/408, 409, 415, 421,
434/422, 425

See application file for complete search history.

(56) **References Cited**

U.S. PATENT DOCUMENTS

1,279,554	A *	9/1918	Knapp	434/417
1,965,580	A *	7/1934	Dill	434/417
2,135,982	A *	11/1938	Masters	434/421
2,763,937	A *	9/1956	Urbain	434/417
D331,472	S *	12/1992	Campbell	D26/31
D362,868	S *	10/1995	Calder	D20/42
D394,671	S *	5/1998	McGuire et al.	D19/52
D549,783	S	8/2007	Beno	
D558,270	S	12/2007	Beno	
D562,408	S	2/2008	Loerakker	
D564,587	S	3/2008	Kang	

D582,478 S 12/2008 Loerakker
D586,395 S 2/2009 Kang
D586,396 S 2/2009 Kang
D588,196 S 3/2009 Kang

(Continued)

OTHER PUBLICATIONS

Herman Miller, Teneo Storage Furniture catalog, Jun. 2008, 40 pages.

Office Furniture Design Alliance (OFDA), Office Furniture & Design publication, Jun./Jul. 2008, vol. 4, Issue 3, 1 page.

(Continued)

Primary Examiner—Elizabeth A Albert

(74) *Attorney, Agent, or Firm*—Michael Best & Friedrich LLP

(57) **CLAIM**

We claim the ornamental design for a display board, as shown and described.

DESCRIPTION

FIG. 1 is a front perspective view of a display board of the present invention.

FIG. 2 is a left-side view of the display board of FIG. 1.

FIG. 3 is a right-side view of the display board of FIG. 1.

FIG. 4 a top view of the display board of FIG. 1.

FIG. 5 is a bottom view of the display board of FIG. 1.

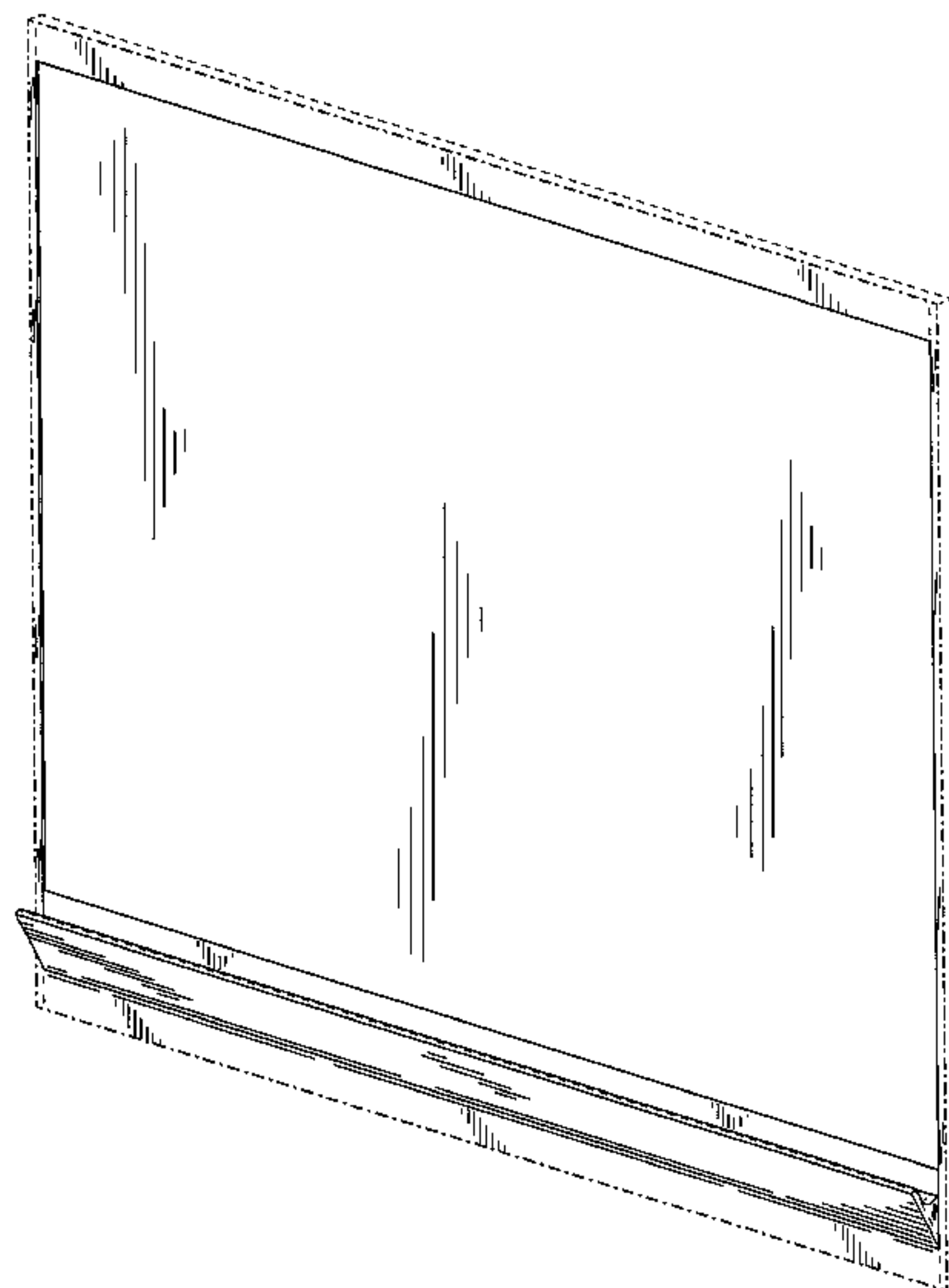
FIG. 6 is a front view of the display board of FIG. 1; and,

FIG. 7 is a rear view of the display board of FIG. 1.

The portions of the display board shown in even length broken lines illustrate environment and form no part of the claimed design.

The boundary lines formed by dot-dash lines define the boundaries of the claimed design and form no part thereof.

1 Claim, 5 Drawing Sheets



US D629,043 S

Page 2

U.S. PATENT DOCUMENTS

D589,089 S 3/2009 Loerakker et al.
D589,560 S 3/2009 Beno et al.
D594,062 S 6/2009 Loerakker
7,632,103 B2 * 12/2009 Williams et al. 434/425
2006/0183101 A1 * 8/2006 Williams et al. 434/408

OTHER PUBLICATIONS

ACCO Brands, Fact Book 2008 catalog, Feb. 2008, pp. 178-179,
185-195, and 250-255.
ACCO Brands, Inc., Fact Book 2005 catalog, Feb. 2005, pp. 174-197.
ACCO Brands, Inc., Fact Book 2003 catalog, Feb. 2003, pp. 172-184.

* cited by examiner




FIG. 1




FIG. 2




FIG. 3

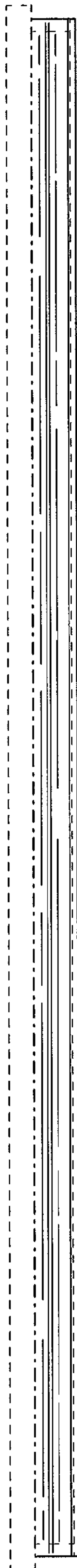


FIG. 4




FIG. 5




FIG. 6




FIG. 7