



US00D629004S

(12) **United States Design Patent**
Leung et al.

(10) **Patent No.:** **US D629,004 S**

(45) **Date of Patent:** **** *Dec. 14, 2010**

(54) **HAND-HELD ELECTRONIC DEVICE**

(75) Inventors: **Kwok Ching Leung**, Richmond Hill (CA); **Archer Chi Kwong Wun**, North York (CA); **Todd Andrew Wood**, Guelph (CA)

(73) Assignee: **Research In Motion Limited**, Waterloo, Ontario (CA)

(*) Notice: This patent is subject to a terminal disclaimer.

(**) Term: **14 Years**

(21) Appl. No.: **29/320,046**

(22) Filed: **Jun. 19, 2008**

(51) **LOC (9) Cl.** **14-02**

(52) **U.S. Cl.** **D14/455; D14/247**

(58) **Field of Classification Search** D14/454, D14/455, 456, 315, 320, 331, 333, 334, 338, D14/339, 341, 342, 343, 344, 345, 346, 347, D14/387, 390, 391, 392, 393, 394, 395, 396, D14/397, 398, 399, 400, 401, 406, 429, 432, D14/439, 457, 460, 461, 247, 150, 218, 900, D14/901, 902, 137, 138 R, 138 AA, 138 AB, D14/138 AC, 138 AD, 138 C, 138 G; D21/333, D21/329, 331; D18/1, 2, 7, 52, 25, 29; D13/138, D13/171; 400/88, 109, 110, 111, 484, 485, 400/486, 487, 488, 490, 492, 493, 494, 496, 400/904; 345/168, 169, 170, 171; 455/556.1, 455/556.2; D20/11, 22, 27

See application file for complete search history.

(56) **References Cited**

U.S. PATENT DOCUMENTS

D321,865 S * 11/1991 Derocher D14/345

D561,717 S * 2/2008 Park et al. D14/138 AB
D565,042 S * 3/2008 Scales et al. D14/248
D567,785 S * 4/2008 Lee et al. D14/138 AB
D574,817 S * 8/2008 Eroma et al. D14/247
D580,403 S * 11/2008 Jung et al. D14/138 AD
D589,016 S * 3/2009 Richardson et al. .. D14/138 AA
D593,555 S * 6/2009 Corley et al. D14/346
D593,569 S * 6/2009 Wun et al. D14/455
D596,600 S * 7/2009 Wun et al. D14/138 AB
D602,927 S * 10/2009 Bower D14/247
D603,414 S * 11/2009 Wun et al. D14/455
2008/0064452 A1 * 3/2008 Kim et al. 455/575.3

OTHER PUBLICATIONS

Samsung E590, announced Feb. 2007, http://www.gsmarena.com/samsung_e590-1869.php, viewed on Feb. 12, 2010.*

* cited by examiner

Primary Examiner—Angela J Lee

(57) **CLAIM**

We claim the ornamental design for a hand-held electronic device, as shown and described.

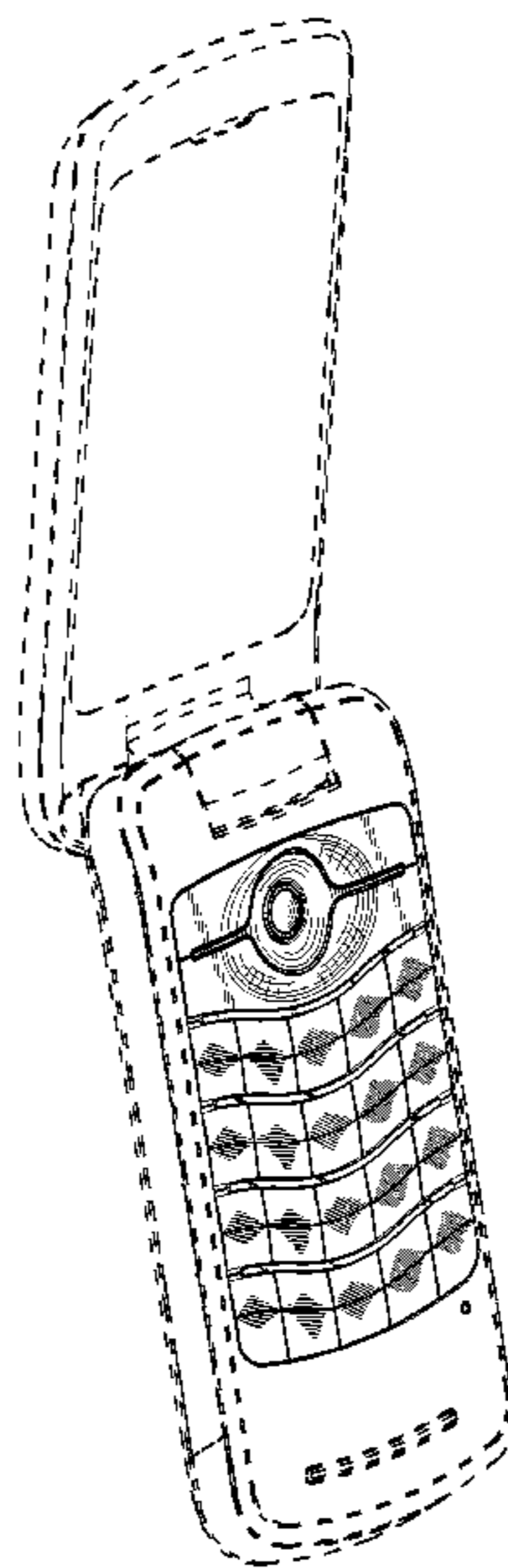
DESCRIPTION

FIG. 1 is a front perspective view of a hand-held electronic device; and,

FIG. 2 is a front elevation view of the hand-held electronic device.

The broken lines shown in the drawings of the handheld electronic device are for the purpose of illustrating portions of the article and form no part of the claimed design.

1 Claim, 2 Drawing Sheets



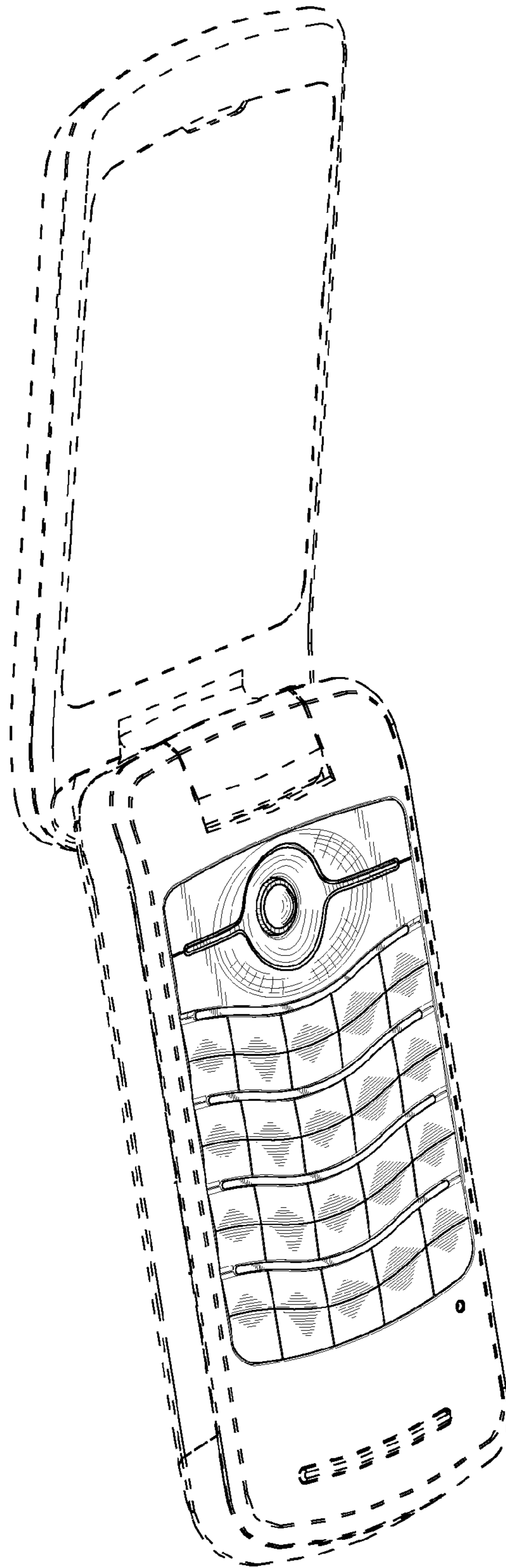


FIG. 1

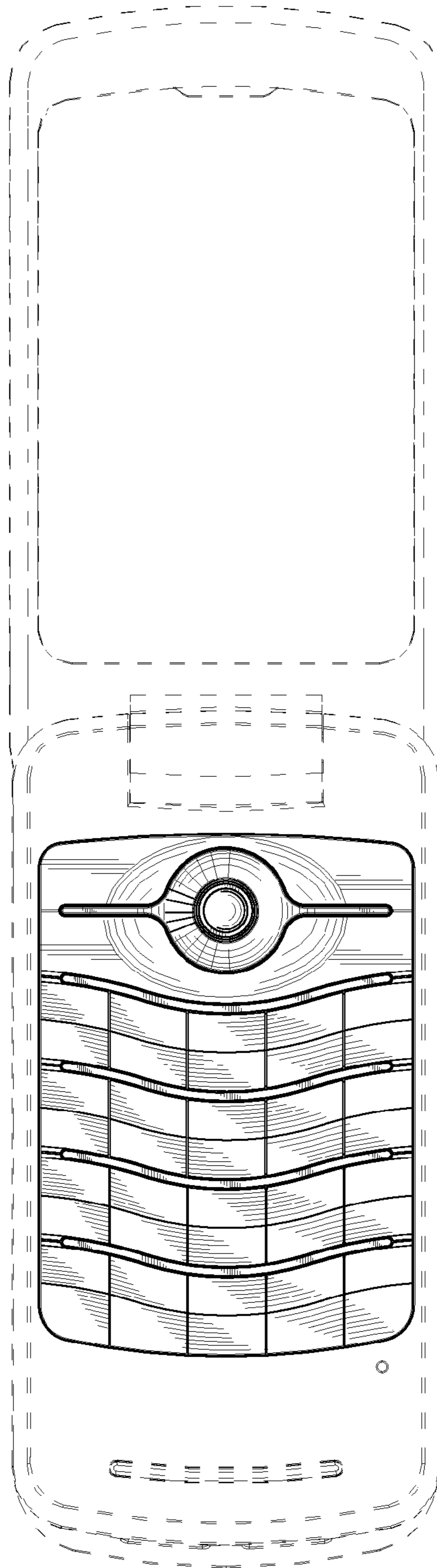


FIG. 2