



US00D628978S

(12) **United States Design Patent**  
**Kim**

(10) **Patent No.:** **US D628,978 S**

(45) **Date of Patent:** **\*\* Dec. 14, 2010**

(54) **MP3 PLAYER**

(75) Inventor: **Goang-Tae Kim**, Gwangmyeong-si  
(KR)

(73) Assignee: **Samsung Electronics Co., Ltd.** (KR)

(\*\*) Term: **14 Years**

(21) Appl. No.: **29/360,578**

(22) Filed: **Apr. 28, 2010**

(30) **Foreign Application Priority Data**

Dec. 21, 2009 (KR) ..... 30-2009-0056145

(51) **LOC (9) Cl.** ..... **14-03**

(52) **U.S. Cl.** ..... **D14/203.7; D14/496; D14/203.3**

(58) **Field of Classification Search** ..... D14/496,  
D14/401, 435, 474, 483, 217, 137, 138, 160,  
D14/168, 356, 203.1–203.8, 507; 345/156,  
345/169, 173–179, 905; 715/727–729, 864;  
710/1, 5, 8; 713/1, 600; 455/1.1, 1.7, 73,  
455/344–347, 93, 95, 3.01–3.06, 550.1, 573.1;  
370/342–344; 369/1, 2, 6–12; 463/43–47;  
273/148 B

See application file for complete search history.

(56) **References Cited**

**U.S. PATENT DOCUMENTS**

6,122,526 A \* 9/2000 Parulski et al. .... 455/556.1

6,769,603 B2 \* 8/2004 Nagai et al. .... 235/375  
D503,132 S \* 3/2005 Pfeiffer et al. .... D12/169  
D518,019 S \* 3/2006 Ching ..... D14/203.3  
D525,987 S \* 8/2006 Kim ..... D14/203.2  
D539,811 S \* 4/2007 Lee ..... D14/203.7  
D550,714 S \* 9/2007 Ferraboshi et al. .... D14/496  
7,281,214 B2 \* 10/2007 Fadell ..... 715/745  
D563,432 S \* 3/2008 Kim ..... D14/496  
D610,568 S \* 2/2010 Yu ..... D14/203.7  
D620,919 S \* 8/2010 Lee ..... D14/203.7

\* cited by examiner

*Primary Examiner*—Prabhakar Deshmukh

(74) *Attorney, Agent, or Firm*—Cantor Colburn LLP

(57) **CLAIM**

I claim, the ornamental design for a MP3 player, as shown and described.

**DESCRIPTION**

FIG. 1 is a perspective view of MP3 player, showing my new design;

FIG. 2 is a front elevational view thereof;

FIG. 3 is a rear elevational view thereof;

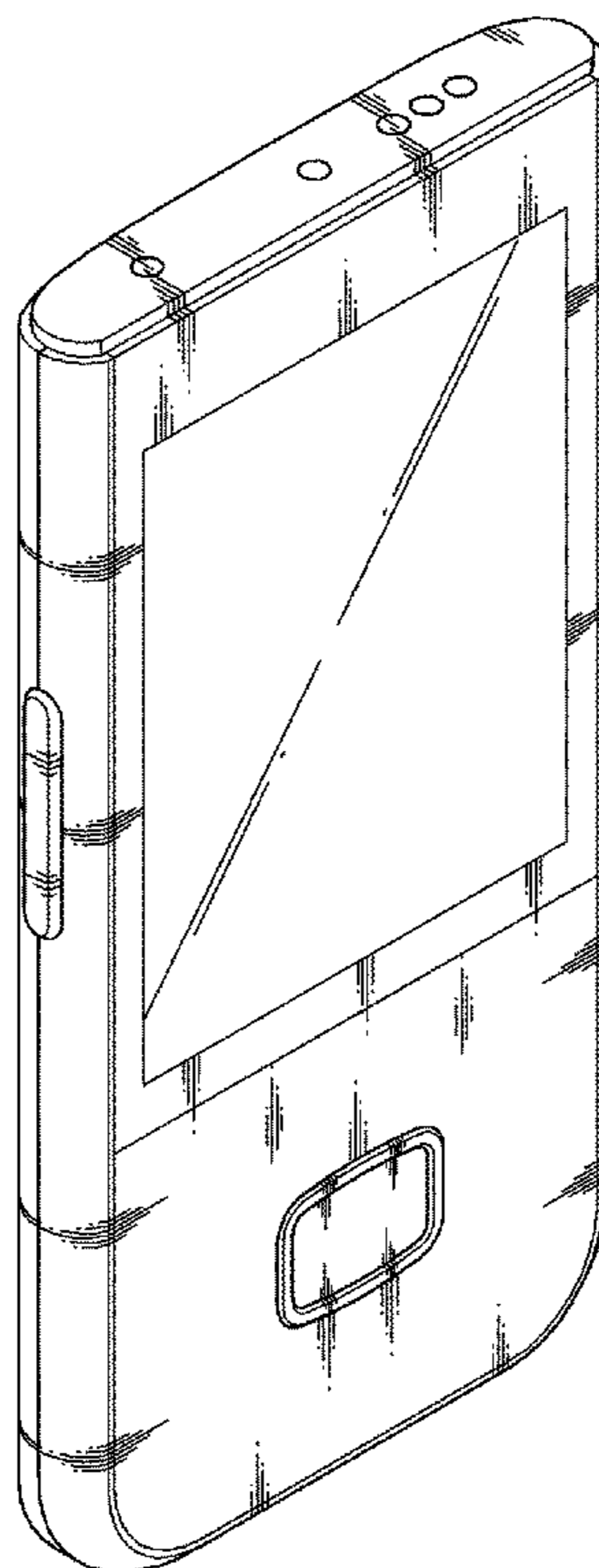
FIG. 4 is a left side elevational view thereof;

FIG. 5 is a right side elevational view thereof;

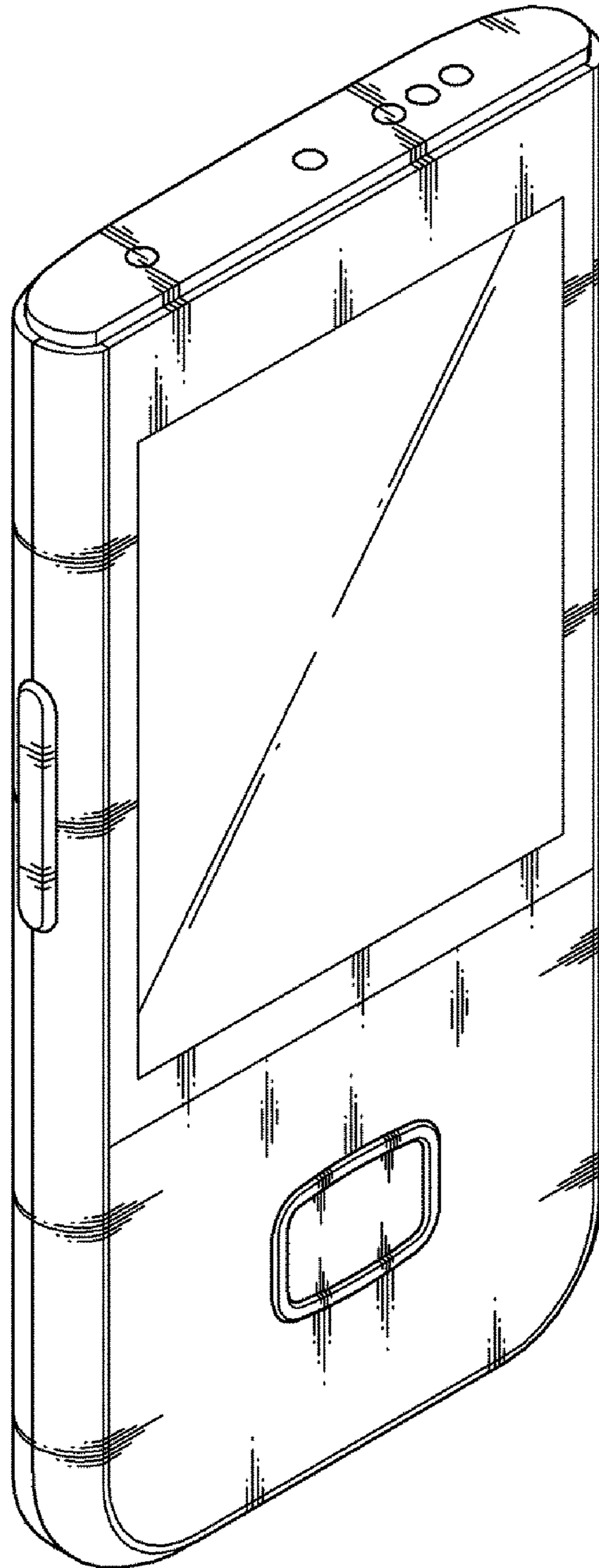
FIG. 6 is a top plan view thereof; and,

FIG. 7 is a bottom plan view thereof.

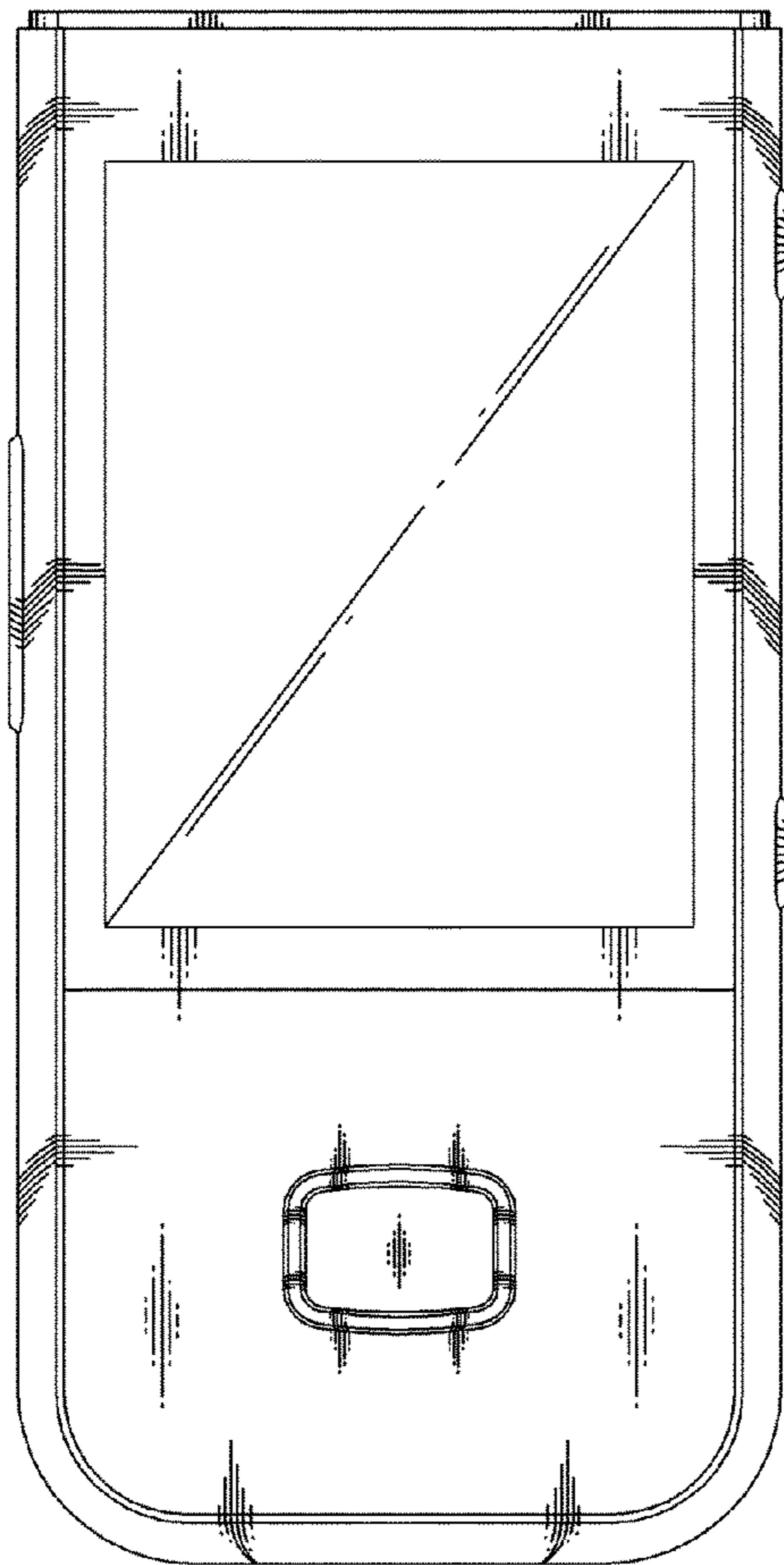
**1 Claim, 4 Drawing Sheets**




# FIG. 1



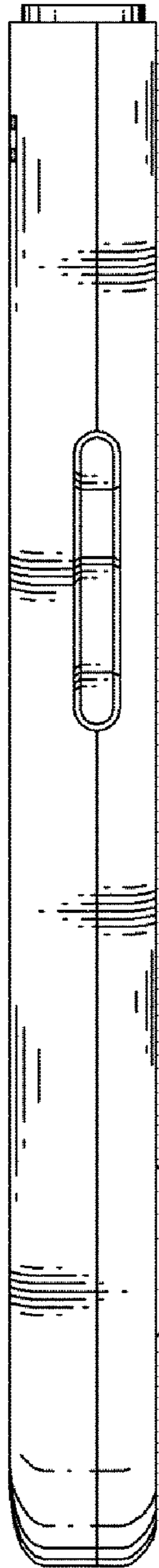
**FIG.2**



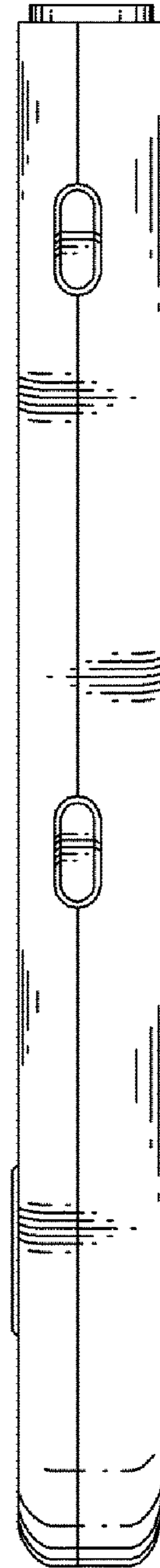
**FIG.3**



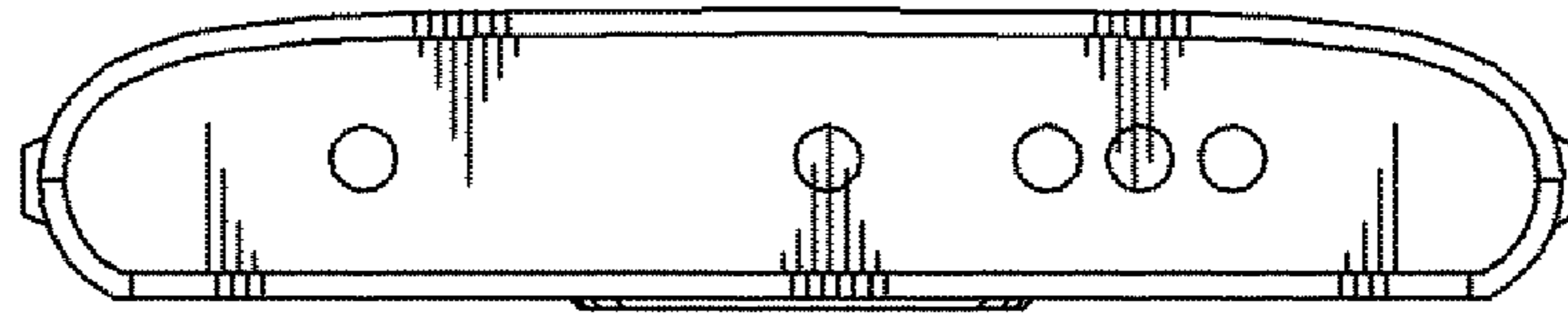
**FIG.4**



**FIG.5**



# FIG.6



# FIG.7

