



US00D628958S

(12) **United States Design Patent**
Fleckner

(10) **Patent No.:** **US D628,958 S**

(45) **Date of Patent:** **** Dec. 14, 2010**

(54) **TIRE TREAD**

(75) Inventor: **James R. Fleckner**, Fremont, OH (US)

(73) Assignee: **Cooper Tire & Rubber Company**,
Findlay, OH (US)

(**) Term: **14 Years**

(21) Appl. No.: **29/370,358**

(22) Filed: **Jul. 6, 2010**

(51) **LOC (9) Cl.** **12-15**

(52) **U.S. Cl.** **D12/600**

(58) **Field of Classification Search** D12/544,
D12/551-555, 559-568, 579-603, 900-901;
152/209.1, 209.8-209.19, 209.25-209.28
See application file for complete search history.

(56) **References Cited**

U.S. PATENT DOCUMENTS

D325,013 S *	3/1992	Vaughn-Lindner et al. .	D12/600
D387,713 S *	12/1997	Lassan et al.	D12/600
D387,719 S *	12/1997	Brown et al.	D12/600
D458,584 S *	6/2002	Young et al.	D12/600
D472,206 S *	3/2003	Endo et al.	D12/600
D497,591 S *	10/2004	Miyazaki et al.	D12/600
D541,735 S *	5/2007	Yamaguchi	D12/587
D553,074 S *	10/2007	Campana	D12/600
D585,363 S *	1/2009	Campana	D12/600

D597,023 S *	7/2009	Park	D12/594
D605,109 S *	12/2009	Dixon et al.	D12/600
D608,729 S *	1/2010	Brown	D12/600
D609,174 S *	2/2010	Cai	D12/600
D610,973 S *	3/2010	Dixon et al.	D12/600
D615,030 S *	5/2010	Yonetsu	D12/600

* cited by examiner

Primary Examiner—Stacia Cadmus

(74) *Attorney, Agent, or Firm*—Emch, Schaffer, Schaub & Porcello Co. L.P.A.

(57) **CLAIM**

The ornamental design for a tire tread, as shown and described.

DESCRIPTION

FIG. 1 is a perspective view of the tire tread in accordance with the invention;

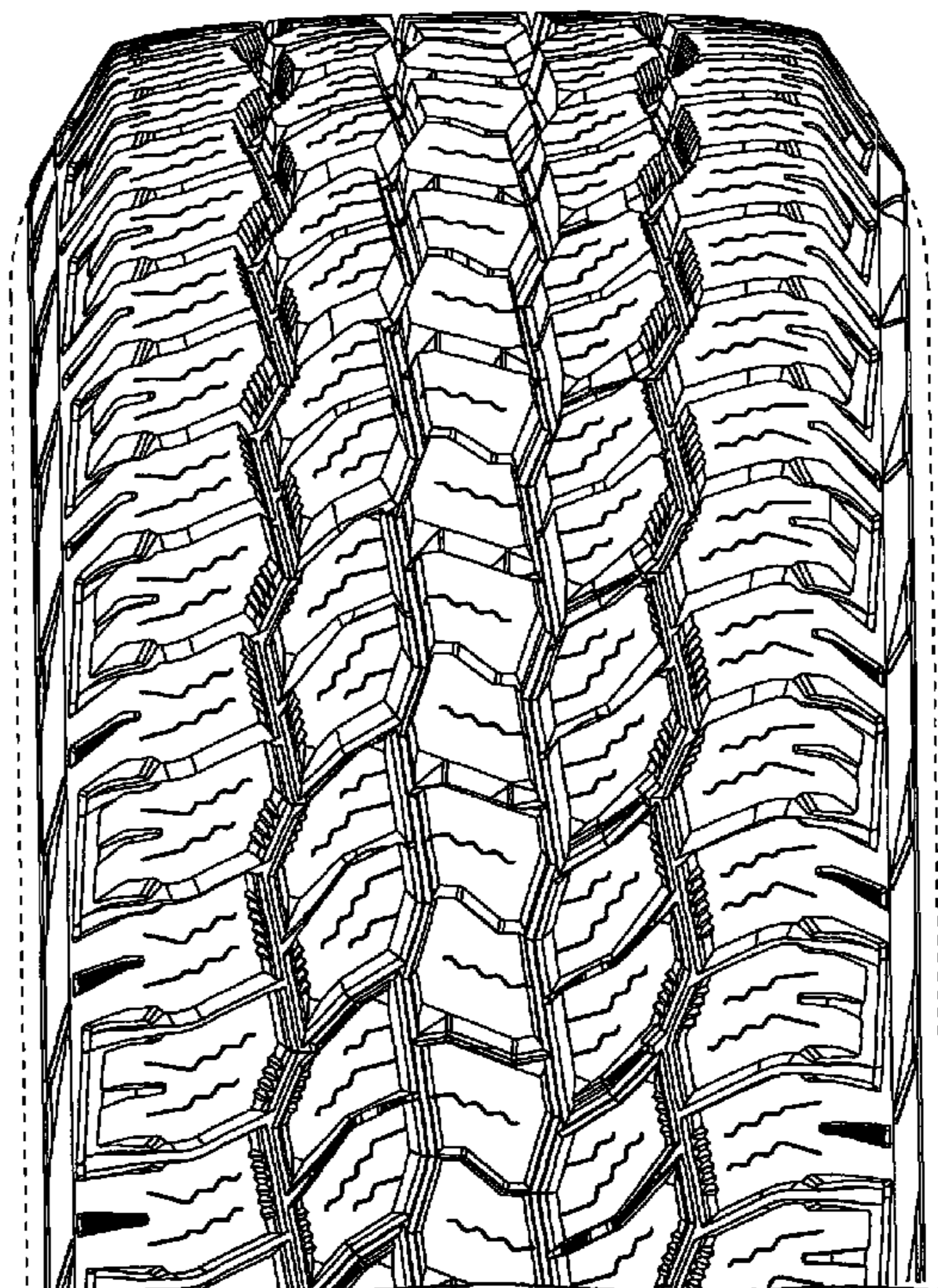
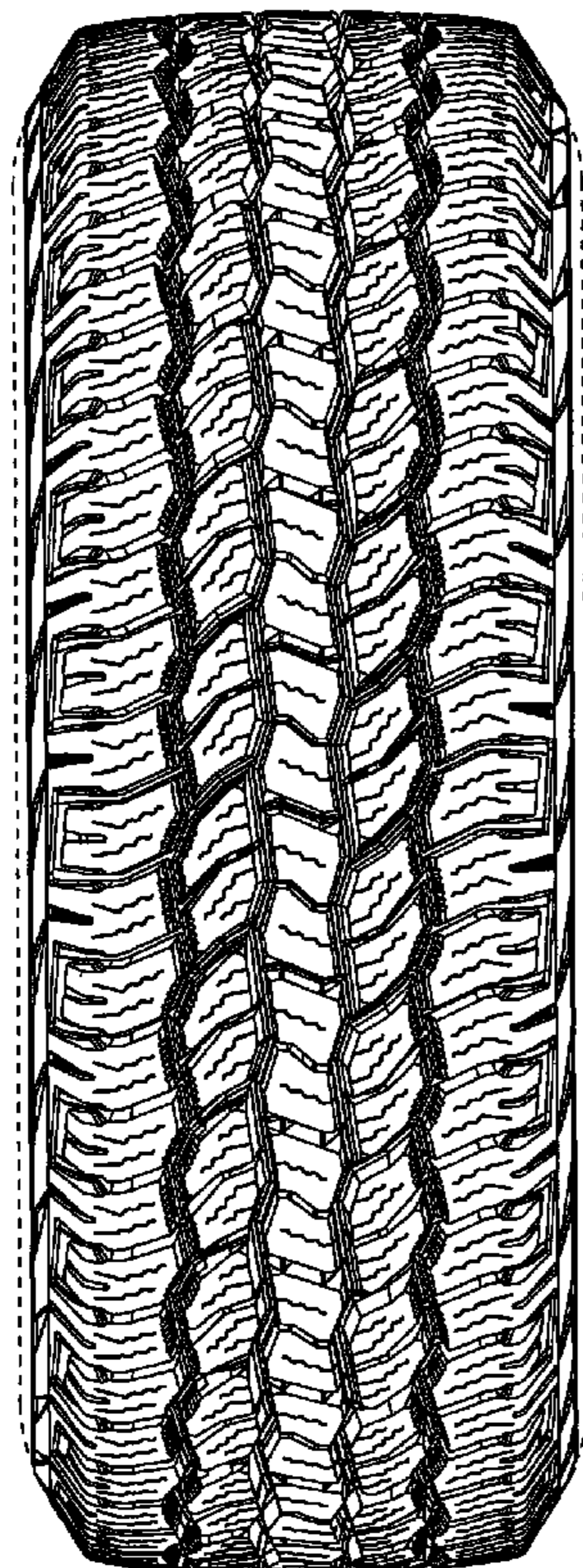
FIG. 2 is a front view thereof;

FIG. 3 is a side view thereof; and,

FIG. 4 is an enlarged partial front view thereof.

The broken line showing of the sidewall, inner bead and the peripheral boundary between the tire tread and the sidewall is included for the purpose of illustrating environment and forms no part of the claimed design.

1 Claim, 4 Drawing Sheets



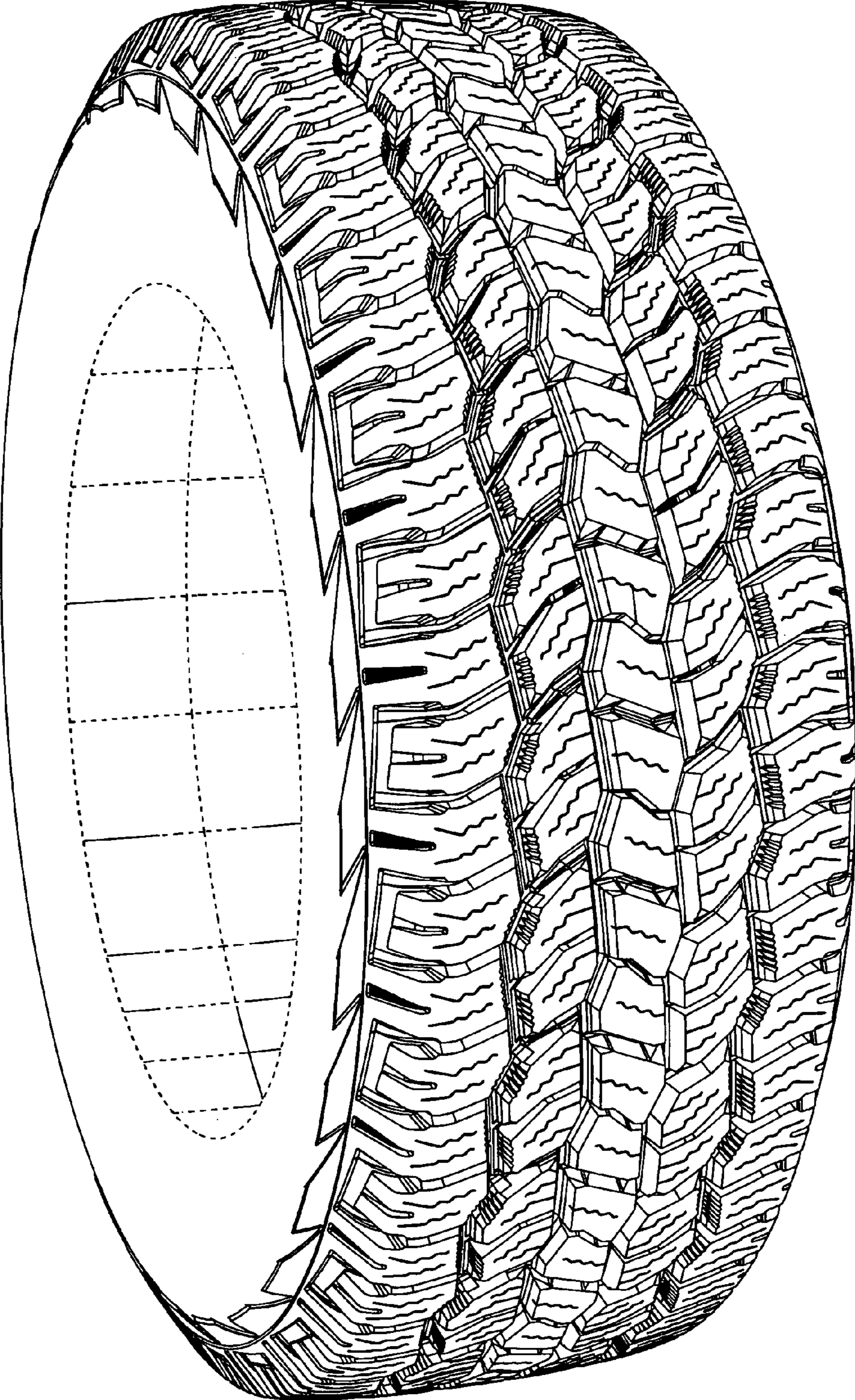


FIG. 1

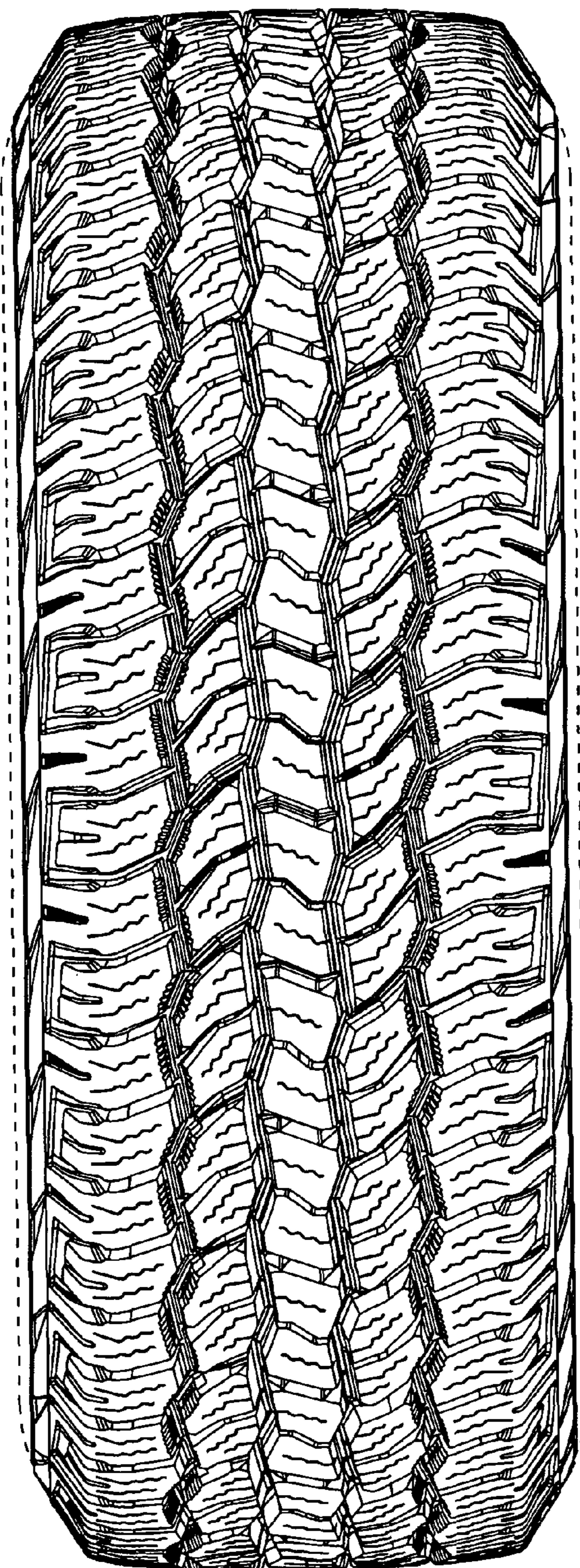


FIG. 2




FIG. 3

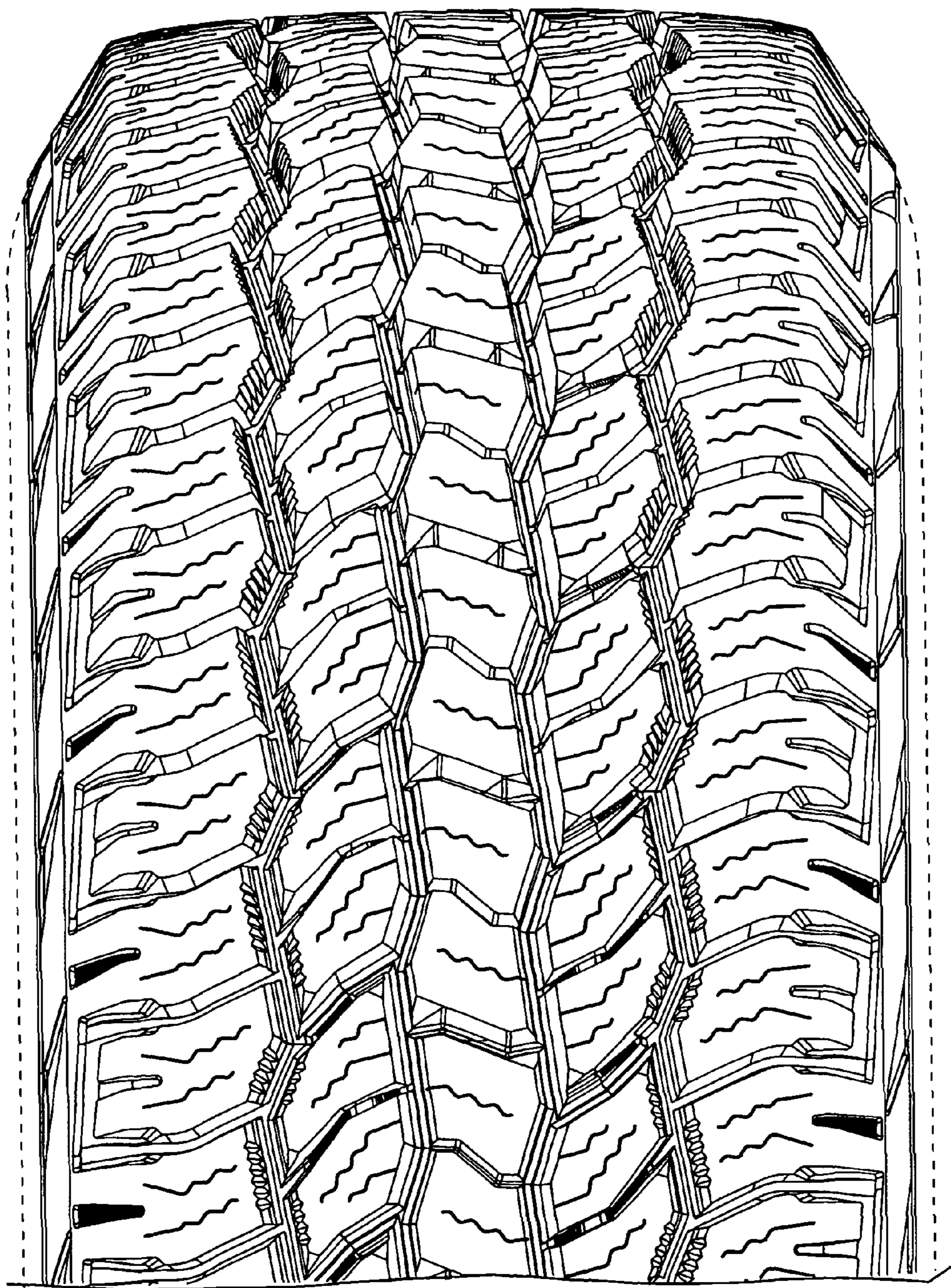


FIG. 4