



US00D628944S

(12) **United States Design Patent**  
**Lee**

(10) **Patent No.:** **US D628,944 S**  
(45) **Date of Patent:** **\*\* Dec. 14, 2010**

(54) **VEHICLE REAR BUMPER COVER**

(75) Inventor: **Seungkyo Lee**, Gyeonggi-do (KR)

(73) Assignee: **Kia Motors Corporation**, Seoul (KR)

(\*\*) Term: **14 Years**

(21) Appl. No.: **29/327,888**

(22) Filed: **Nov. 14, 2008**

(30) **Foreign Application Priority Data**

Jul. 11, 2008 (KR) ..... 30-2008-0030129

(51) **LOC (9) Cl.** ..... **12-16**

(52) **U.S. Cl.** ..... **D12/169**

(58) **Field of Classification Search** ..... D12/169,  
D12/196, 171, 163, 216, 90-92, 86; 293/102,  
293/113, 115, 117, 120; 296/180.1, 180.2  
See application file for complete search history.

(56) **References Cited**

**U.S. PATENT DOCUMENTS**

- D591,650 S \* 5/2009 Fu et al. .... D12/169
- D592,571 S \* 5/2009 Golden et al. .... D12/169
- D592,572 S \* 5/2009 Golden et al. .... D12/169

\* cited by examiner

*Primary Examiner*—Melody N Brown

(74) *Attorney, Agent, or Firm*—Edwards Angell Palmer & Dodge LLP; Kongsik Kim

(57) **CLAIM**

The ornamental design for a vehicle rear bumper cover, as shown and described.

**DESCRIPTION**

FIG. 1 is a perspective view of a vehicle rear bumper cover according to the present invention.

FIG. 2 is a front view of the vehicle rear bumper cover of FIG. 1.

FIG. 3 is a rear view of the vehicle rear bumper cover of FIG. 1.

FIG. 4 is a left side view of the vehicle rear bumper cover of FIG. 1.

FIG. 5 is a right side view of the vehicle rear bumper cover of FIG. 1.

FIG. 6 is a top view of the vehicle rear bumper cover of FIG. 1; and,

FIG. 7 is a bottom view of the vehicle rear bumper cover of FIG. 1.

**1 Claim, 7 Drawing Sheets**




Fig. 1




Fig. 2




Fig. 3




Fig. 4




Fig. 5




Fig. 6




Fig. 7

