



US00D628939S

(12) **United States Design Patent**
Komuro

(10) **Patent No.:** **US D628,939 S**

(45) **Date of Patent:** **** Dec. 14, 2010**

(54) **VEHICLE BODY, TOY AND/OR REPLICA**

D592,555 S * 5/2009 Kanno et al. D12/92
D603,298 S * 11/2009 Irie et al. D12/92
D615,458 S * 5/2010 Thompson et al. D12/92

(75) Inventor: **Hideo Komuro**, London (GB)

* cited by examiner

(73) Assignee: **Nissan Jidosha Kabushiki Kaisha**,
Kanagawa (JP)

Primary Examiner—Melody N Brown

(**) Term: **14 Years**

(74) *Attorney, Agent, or Firm*—Fross Zelnick Lehrman &
Zissu, P.C.; Lawrence E. Apolzon, Esq.

(21) Appl. No.: **29/349,078**

(57) **CLAIM**

(22) Filed: **Mar. 4, 2010**

The ornamental design for a vehicle body, toy and/or replica,
thereof, as shown and described.

(30) **Foreign Application Priority Data**

Sep. 11, 2009 (JP) 2009-020984

DESCRIPTION

(51) **LOC (9) Cl.** **12-08**

FIG. 1 is a perspective view of the top, front and right side of
a vehicle body, toy and/or replica showing my new design;

(52) **U.S. Cl.** **D12/92**

FIG. 2 is a perspective view of the top, rear and left side
thereof;

(58) **Field of Classification Search** D12/86,
D12/90–92, 88; D21/424, 433, 434; 296/181.1,
296/181.5

FIG. 3 is a front view thereof;

See application file for complete search history.

FIG. 4 is a rear view thereof;

(56) **References Cited**

FIG. 5 is a left side view thereof;

U.S. PATENT DOCUMENTS

FIG. 6 is a right side view thereof;

D514,475 S * 2/2006 Lee D12/92

FIG. 7 is a top plan view thereof; and,


D525,175 S * 7/2006 Konaka D12/92

FIG. 8 is a bottom view thereof.

D563,278 S * 3/2008 Nakagawa et al. D12/92

D564,413 S * 3/2008 Gao et al. D12/92

1 Claim, 7 Drawing Sheets



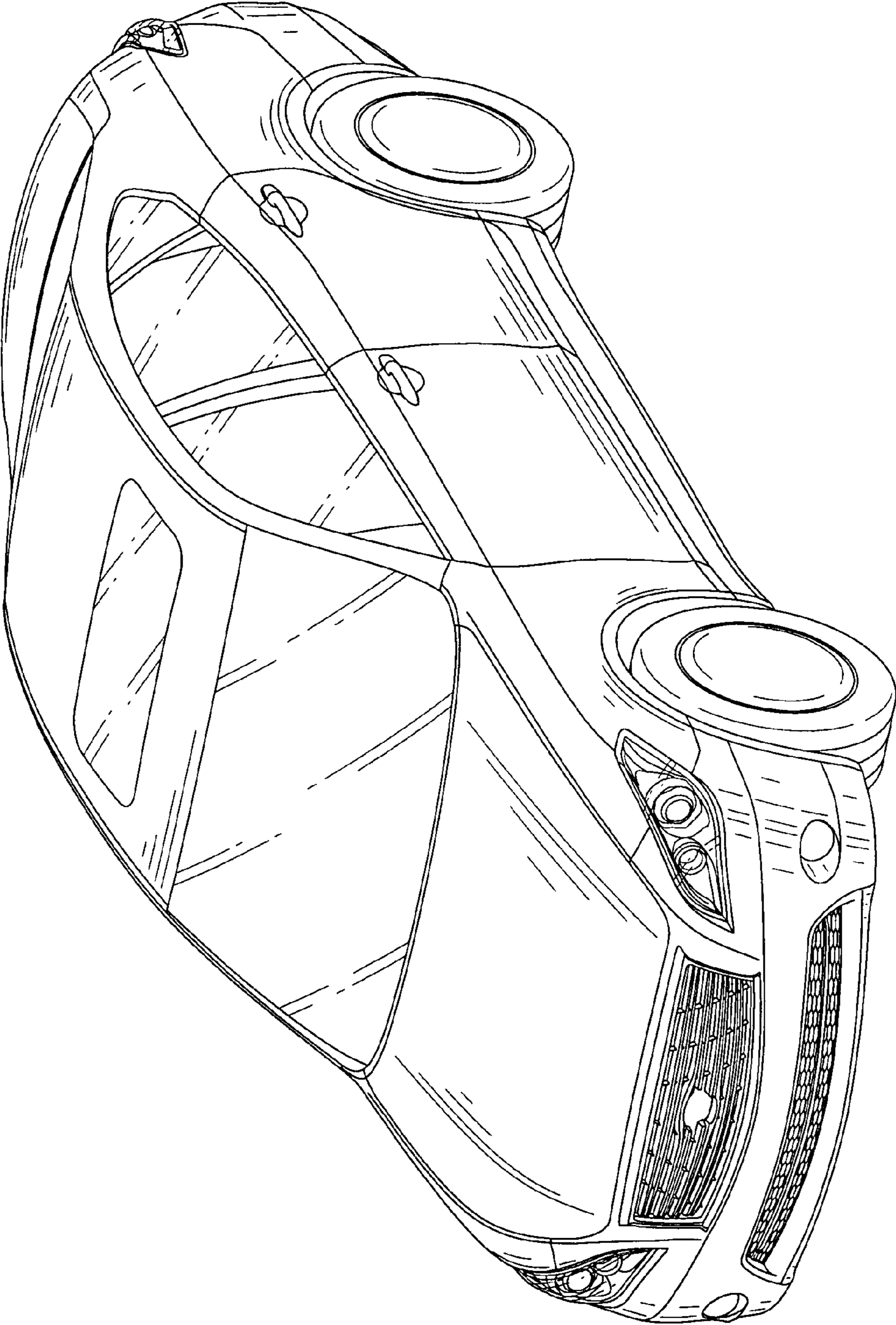


FIG. 1

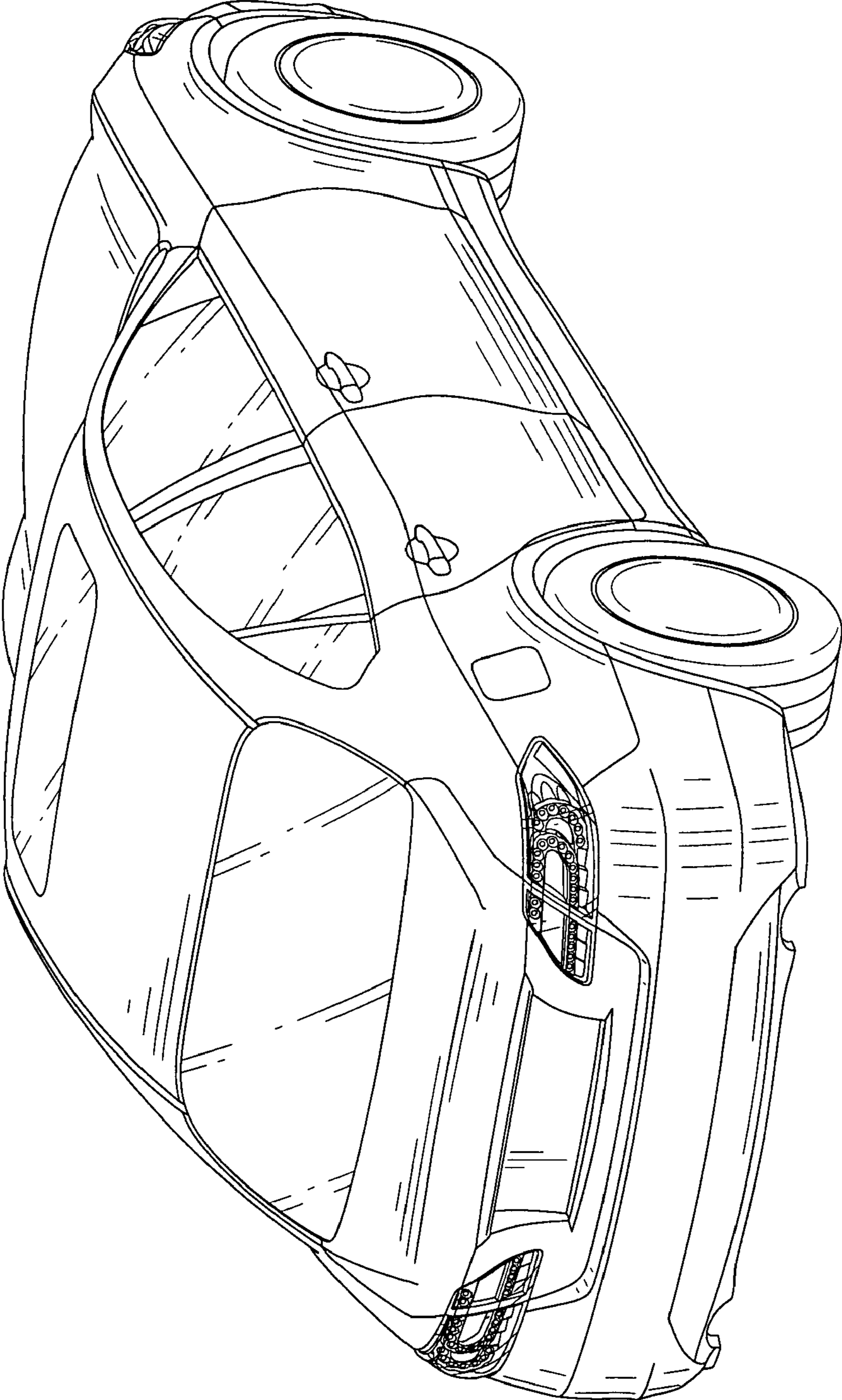


FIG. 2




FIG. 3




FIG. 4

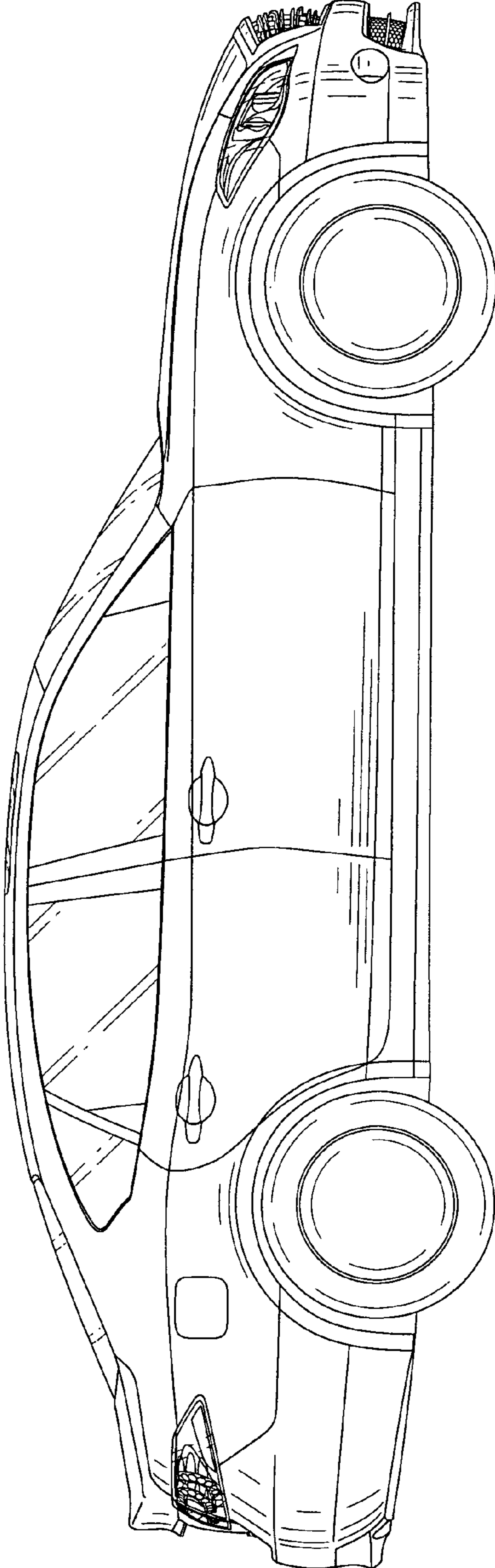


FIG. 5

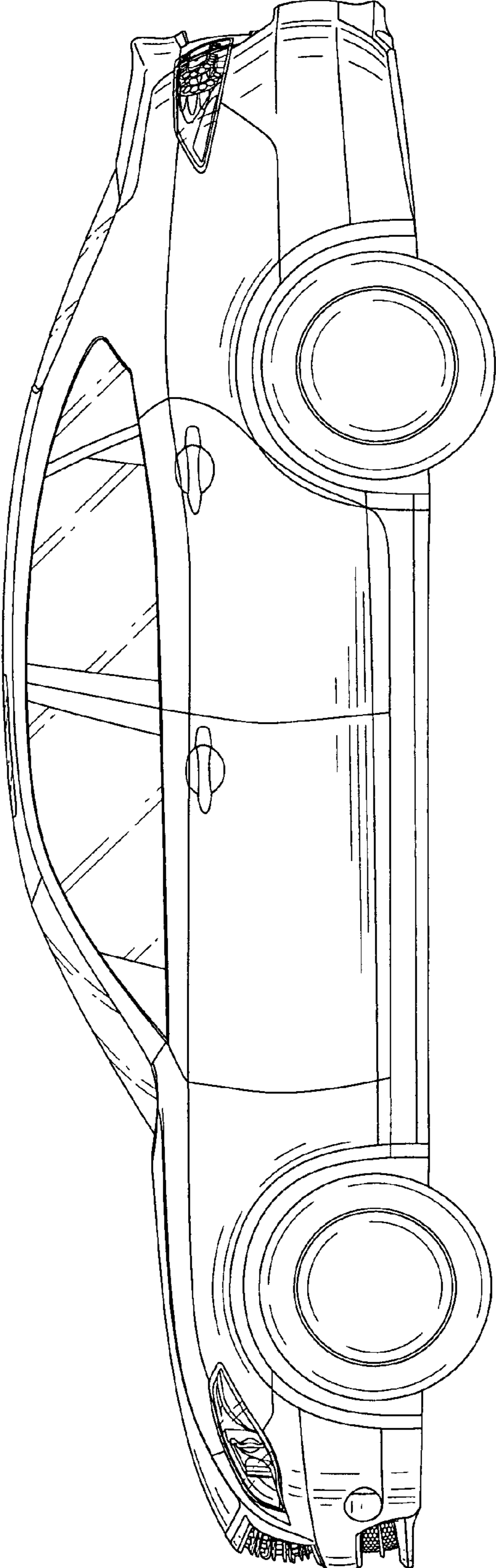


FIG. 6

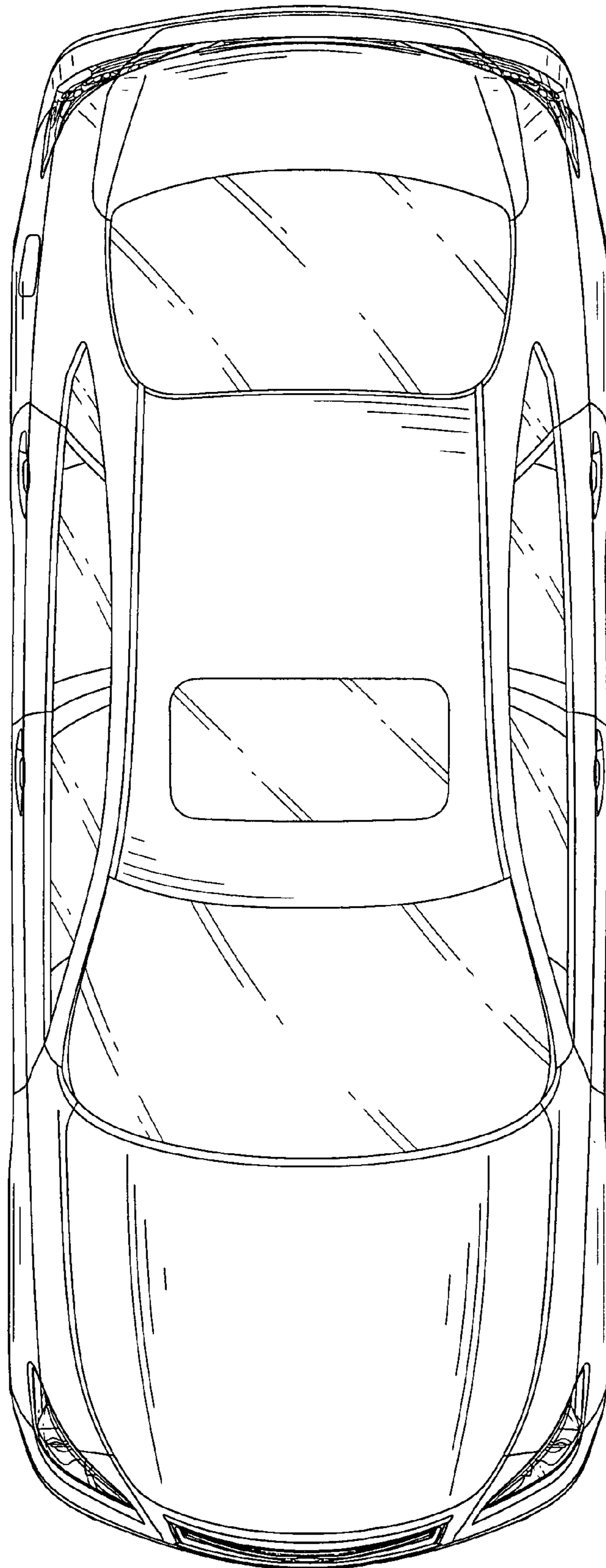


FIG. 7




FIG. 8