



US00D628937S

(12) **United States Design Patent**  
**Lian et al.**

(10) **Patent No.:** **US D628,937 S**

(45) **Date of Patent:** **\*\* Dec. 14, 2010**

(54) **AUTOMOBILE**

D503,126 S \* 3/2005 Papke et al. .... D12/84  
D617,236 S \* 6/2010 Counts ..... D12/84

(75) Inventors: **Yubo Lian**, Shenzhen (CN); **Shibin Xie**,  
Shenzhen (CN); **Dongjing Wang**,  
Shenzhen (CN); **Wenquan Tang**,  
Shenzhen (CN); **Lei Wang**, Shenzhen  
(CN)

\* cited by examiner

*Primary Examiner*—Melody N Brown

(74) *Attorney, Agent, or Firm*—Greenberg Traurig, LLP

(73) Assignee: **BYD Company Limited** (CN)

(\*\*) Term: **14 Years**

(57) **CLAIM**

(21) Appl. No.: **29/364,248**

The ornamental design for an automobile, substantially as shown and described.

(22) Filed: **Jun. 21, 2010**

(30) **Foreign Application Priority Data**

**DESCRIPTION**

Dec. 26, 2009 (CN) ..... 2009 3 0289695

(51) **LOC (9) Cl.** ..... **12-08**

(52) **U.S. Cl.** ..... **D12/84**

(58) **Field of Classification Search** ..... D12/82,  
D12/84; 296/178

See application file for complete search history.

FIG. 1 is a front view of an automobile in accordance with the present design;

FIG. 2 is a rear view of the automobile;

FIG. 3 is a left side view of FIG. 1;

FIG. 4 is a right side view of FIG. 1;

FIG. 5 is a perspective view of the automobile; and,

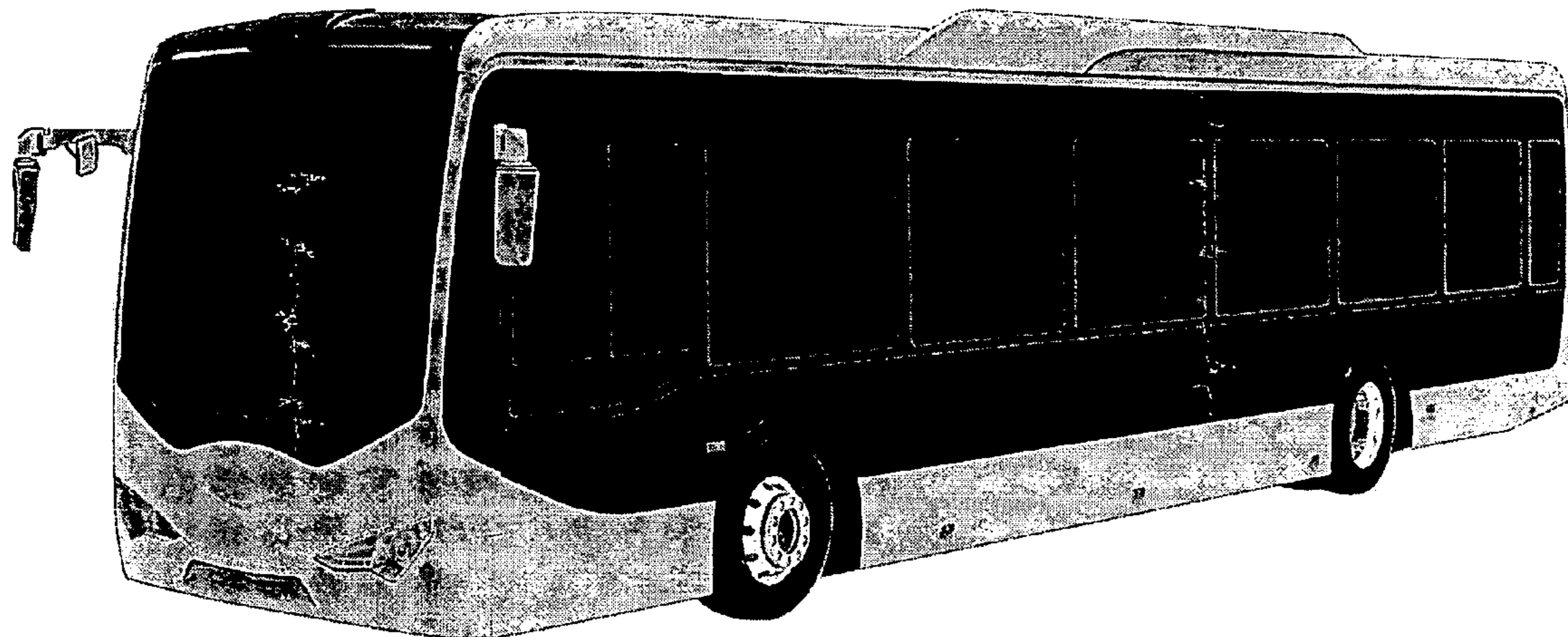
FIG. 6 is an alternative perspective view of the automobile.

(56) **References Cited**

**U.S. PATENT DOCUMENTS**

D376,562 S \* 12/1996 Sealy et al. .... D12/84

**1 Claim, 4 Drawing Sheets**






FIG. 1




FIG. 2




FIG. 3




FIG. 4




FIG. 5




FIG. 6