



US00D628936S

(12) **United States Design Patent**  
**Edelstein**

(10) **Patent No.:** **US D628,936 S**  
(45) **Date of Patent:** **\*\* Dec. 14, 2010**

(54) **EYEGGLASS HOLDER SLIDE NECKLACE**  
(75) Inventor: **Laurie Cybul Edelstein**, New York, NY  
(US)  
(73) Assignee: **Something Old, Something New, Inc.**,  
Edgewater, NJ (US)  
(\*\*) Term: **14 Years**

D453,911 S \* 2/2002 Yancy ..... D11/202  
D467,520 S \* 12/2002 Petros ..... D11/200  
D469,032 S \* 1/2003 Francis ..... D11/86  
D470,307 S 2/2003 McCormack ..... D3/219  
D478,836 S 8/2003 McCormack ..... D11/81  
D487,877 S \* 3/2004 Pachachi ..... D11/97  
D491,100 S \* 6/2004 Summers ..... D11/210  
D517,939 S 3/2006 Zoullas ..... D11/86  
D517,940 S \* 3/2006 Stern ..... D11/86

(21) Appl. No.: **29/348,141**  
(22) Filed: **Dec. 3, 2009**

\* cited by examiner

*Primary Examiner*—Ralf Seifert

(51) **LOC (9) Cl.** ..... **02-07**  
(52) **U.S. Cl.** ..... **D11/200; D11/86**  
(58) **Field of Classification Search** ..... D11/1–2,  
D11/200–201, 203–206, 210, 212, 214–219,  
D11/222, 224, 226, 5, 8, 86, 87; 24/163 R,  
24/169–171, 173, 177–179, 191, 194–195,  
24/197, 200; D2/639, 641; D3/266  
See application file for complete search history.

(57) **CLAIM**

The ornamental design for an eyeglass holder slide necklace,  
as shown and described.

**DESCRIPTION**

FIG. 1 is a perspective view of an eyeglass holder slide neck-  
lace showing my new design;  
FIG. 2 is a front perspective view shown in position of use;  
FIG. 3 is a back view; and,  
FIG. 4 is a side view.

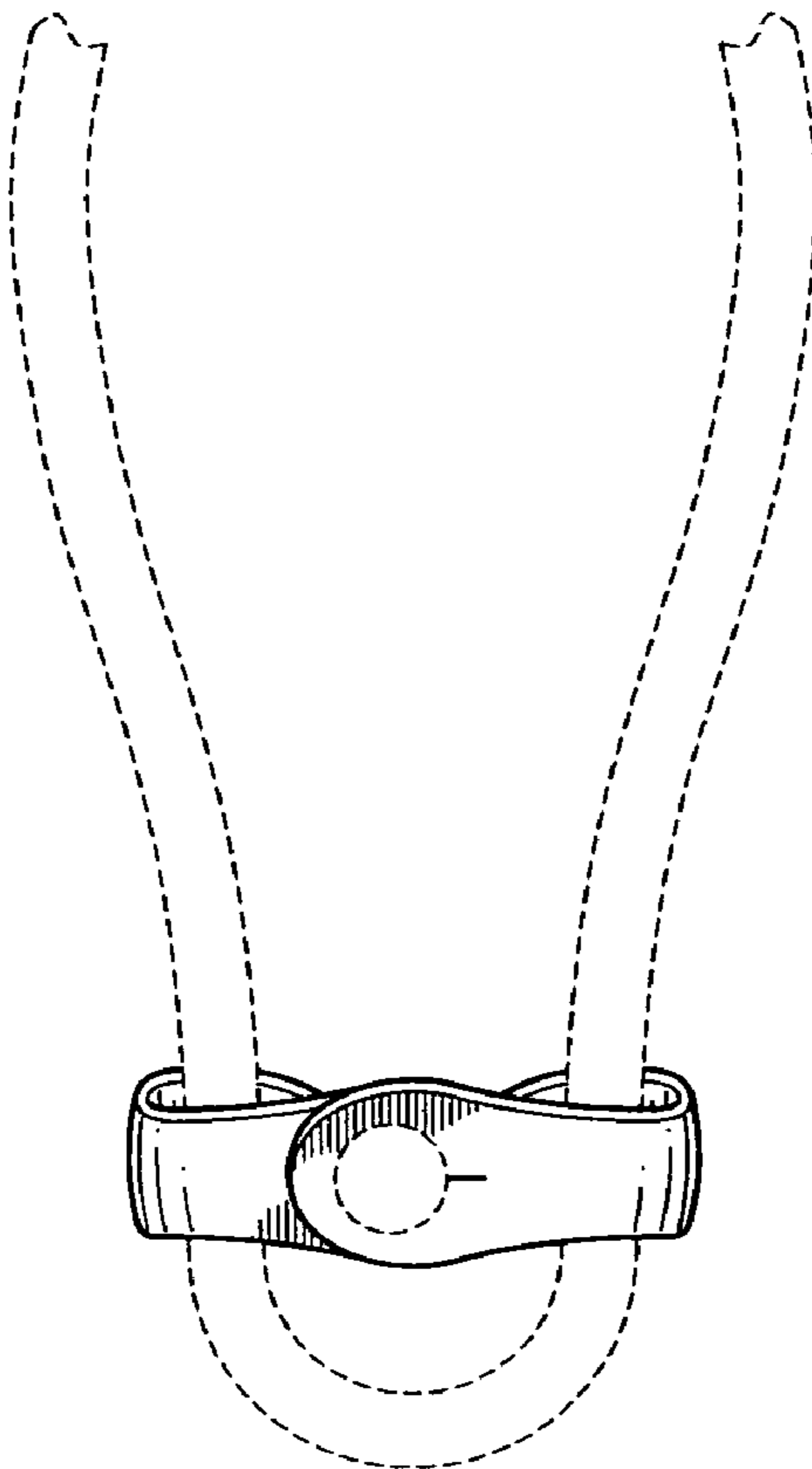
The broken line showing the necklace, and slide closure, is for  
illustrative purposes only and forms no part of the claimed  
design.

(56) **References Cited**

**U.S. PATENT DOCUMENTS**

2,585,690 A \* 2/1952 Schafer ..... 2/127  
D179,614 S \* 1/1957 Shafer ..... D11/212  
2,845,670 A \* 8/1958 Brown et al. .... 24/16 R  
D282,695 S \* 2/1986 Danniger ..... D11/202  
D432,946 S \* 10/2000 Gorelick ..... D11/200

**1 Claim, 1 Drawing Sheet**



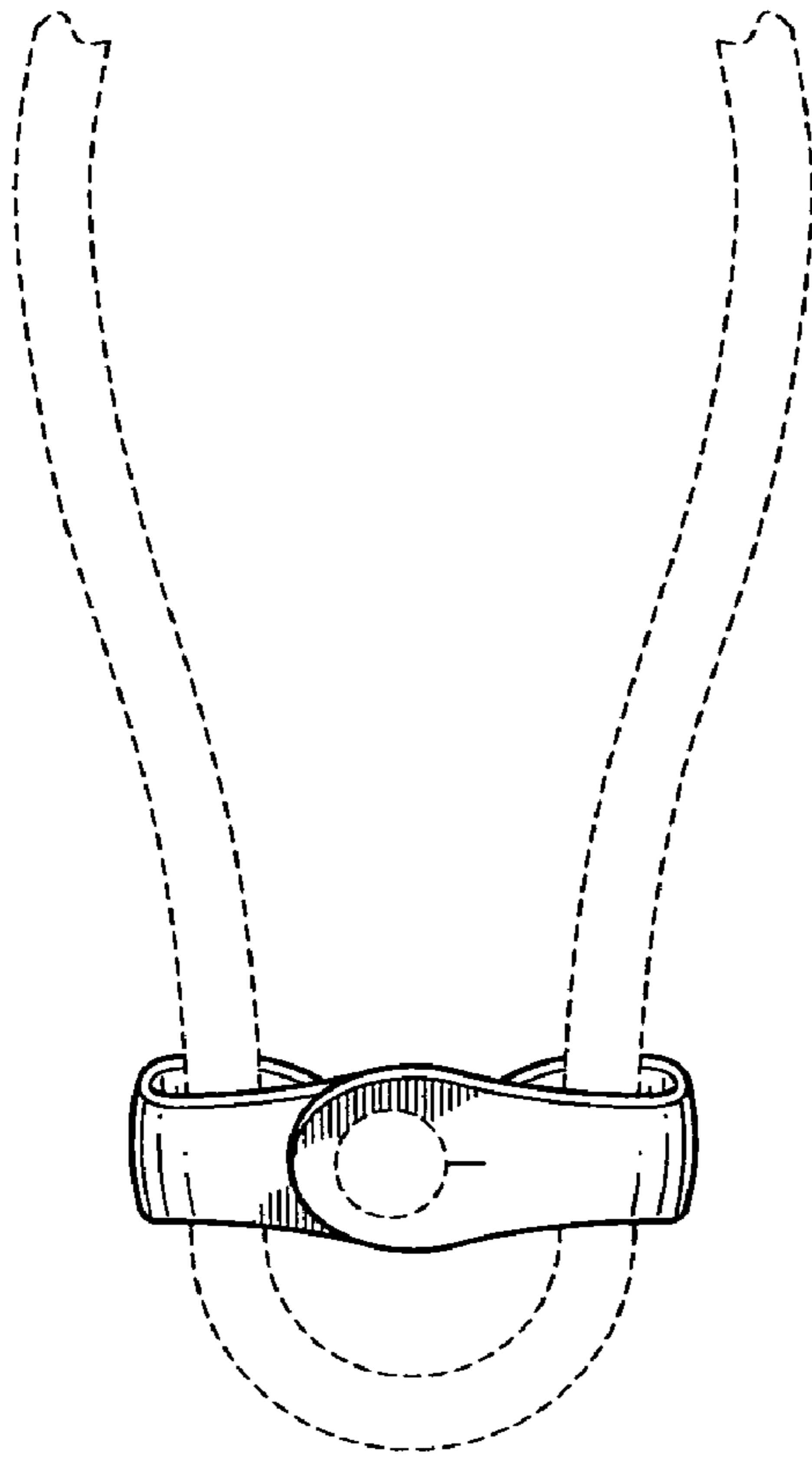


FIG. 1

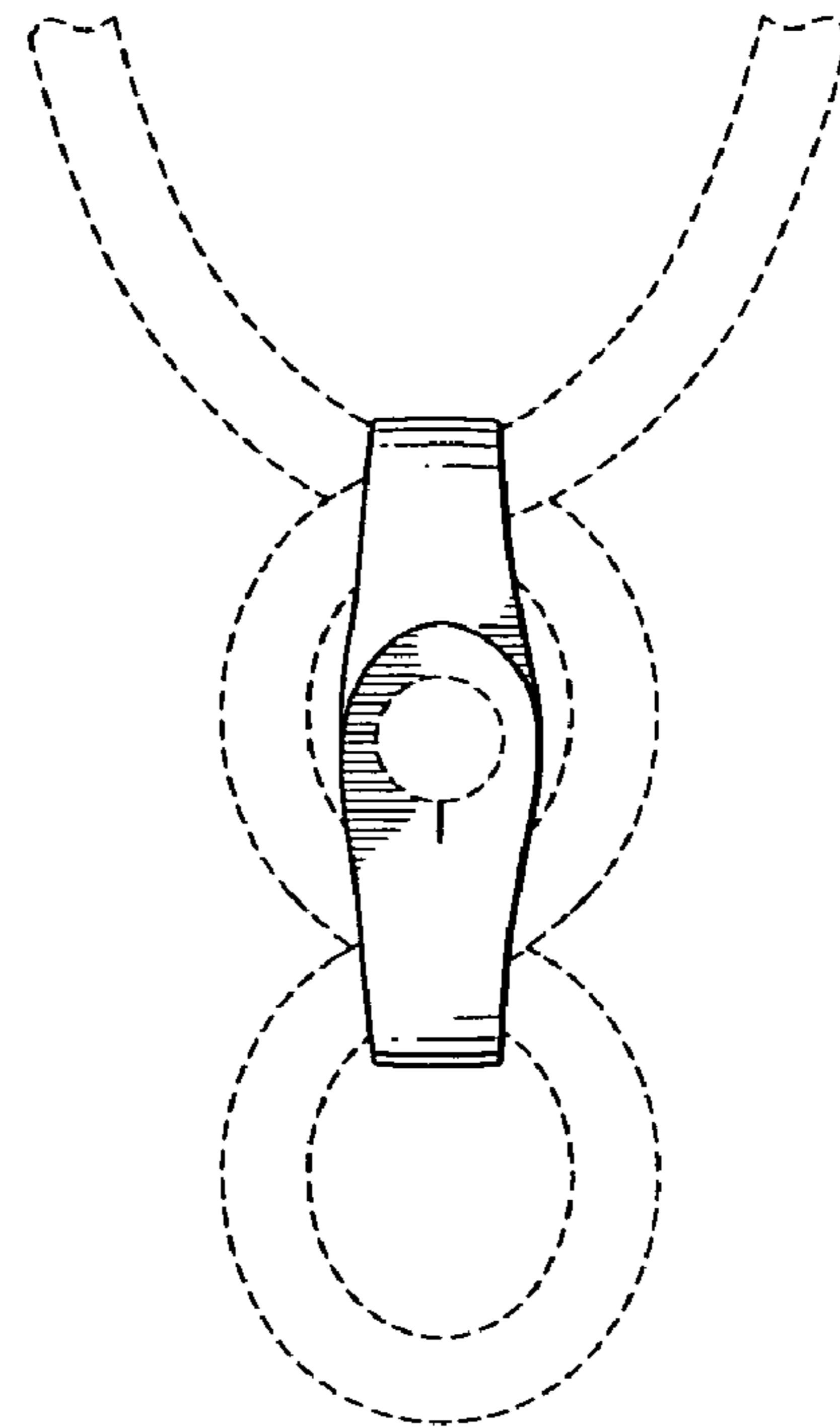


FIG. 2

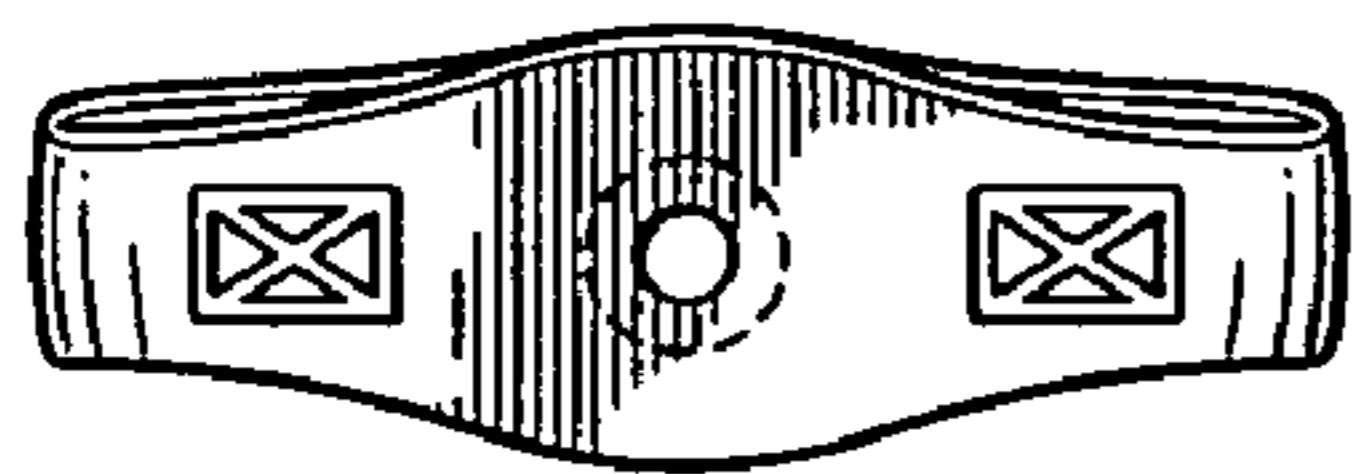


FIG. 3

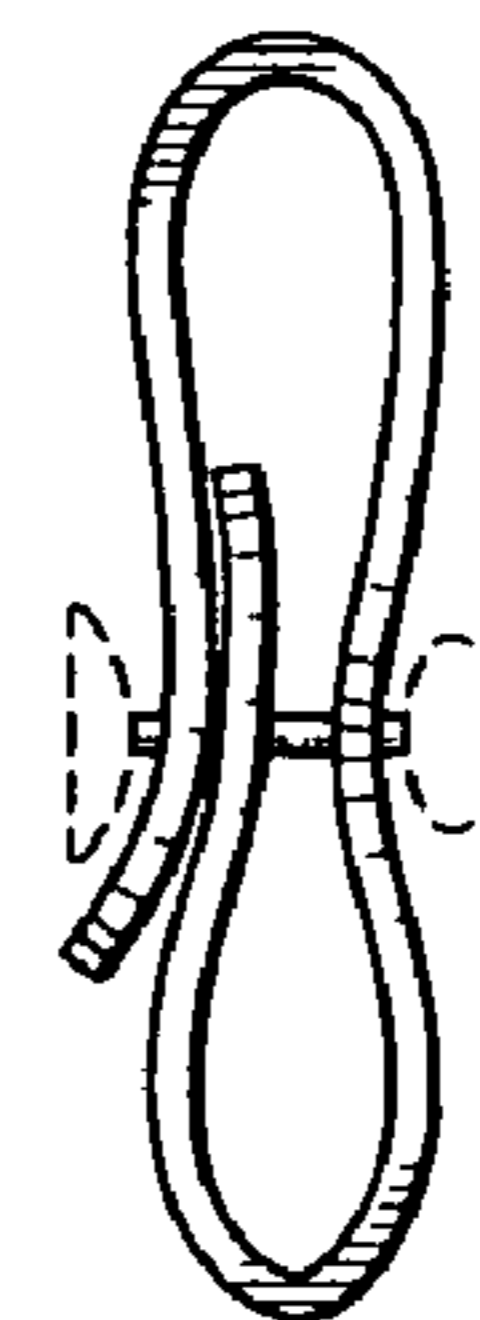


FIG. 4