



US00D628934S

(12) **United States Design Patent**
Fernandez Rives

(10) **Patent No.:** **US D628,934 S**

(45) **Date of Patent:** **** Dec. 14, 2010**

(54) **PENDANT WITH JEWEL ADORNMENTS**

(75) Inventor: **Sonia Fernandez Rives**, Madrid (ES)

(73) Assignee: **Manufacture Roger Dubuis S.A.**,
Meyrin (CH)

(**) Term: **14 Years**

(21) Appl. No.: **29/364,408**

(22) Filed: **Jun. 23, 2010**

D466,827 S *	12/2002	Fornas	D11/79
D478,836 S *	8/2003	McCormack	D11/81
D507,985 S *	8/2005	Sandberg	D11/43
D547,229 S *	7/2007	Sandberg et al.	D11/81
D598,803 S *	8/2009	Momjian	D11/81
D599,244 S *	9/2009	Momjian	D11/81
D604,195 S *	11/2009	Overson et al.	D11/103
D604,660 S *	11/2009	Marks	D11/83
D610,480 S *	2/2010	Daswani	D11/1
D619,039 S *	7/2010	Sandberg	D11/103
D621,292 S *	8/2010	Phillips	D11/56
2007/0095103 A1 *	5/2007	Lai	63/13

* cited by examiner

Related U.S. Application Data

(62) Division of application No. 29/311,862, filed on Jul. 15, 2009.

Foreign Application Priority Data

Jan. 16, 2009 (WO) 477850101

(51) **LOC (9) Cl.** **11-02**

(52) **U.S. Cl.** **D11/79; D11/56**

(58) **Field of Classification Search** D11/26-39,
D11/89-91, 79-85, 40-43, 1-2, 56; 63/15.1-15.4,
63/15.45, 15.5, 15.6, 15.65, 15.7, 26-28,
63/12, 13

See application file for complete search history.

References Cited

U.S. PATENT DOCUMENTS

D139,289 S *	10/1944	Kritzler	D11/44
D245,591 S *	8/1977	Rieger et al.	D11/44
D283,409 S *	4/1986	Hergert	D11/81
D302,831 S *	8/1989	Lau	D19/65
D455,670 S *	4/2002	Kurylo	D11/81

Primary Examiner—Cathron C Brooks

Assistant Examiner—Melanie Levy

(74) *Attorney, Agent, or Firm*—Westerman, Hattori, Daniels & Adrian, LLP


CLAIM

(57) The ornamental design for a pendant with jewel adornments, as shown and described.

DESCRIPTION

FIG. 1 is a bottom view of the pendant.
FIG. 2 is a left-side view of the pendant.
FIG. 3 is a frontal view of the pendant.
FIG. 4 is a right-side view of the pendant.
FIG. 5 is a rear view of the pendant.
FIG. 6 is a top view of the pendant; and,
FIG. 7 is a perspective view of the pendant.

1 Claim, 1 Drawing Sheet



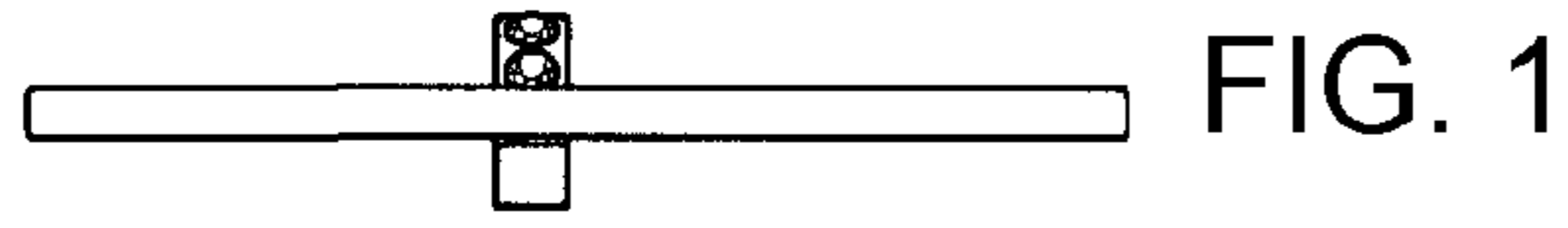


FIG. 1

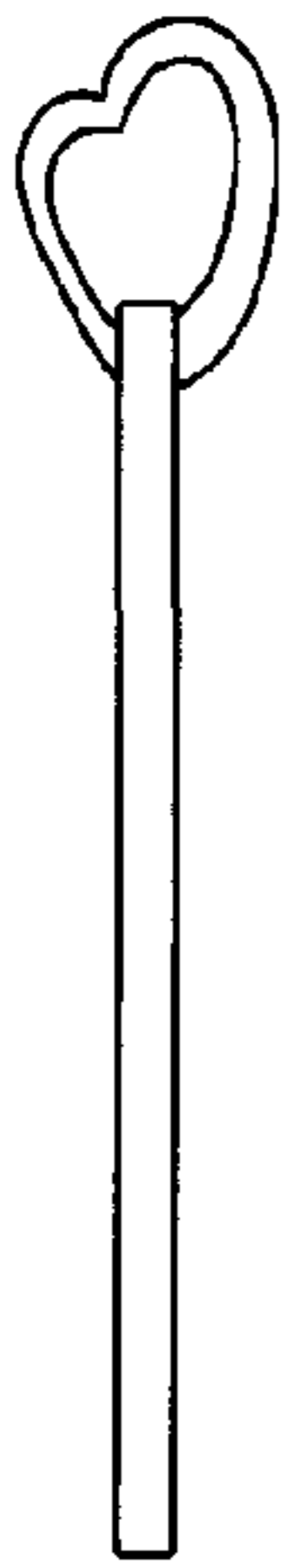


FIG. 2




FIG. 3

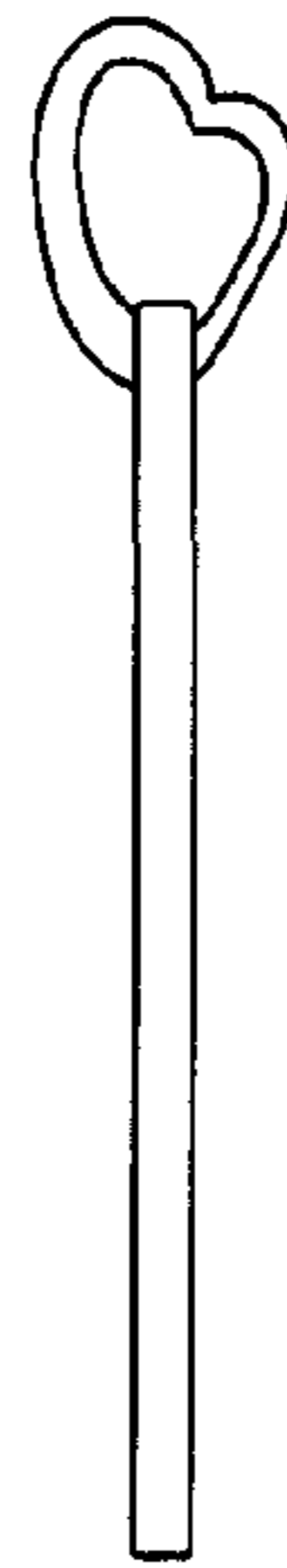


FIG. 4

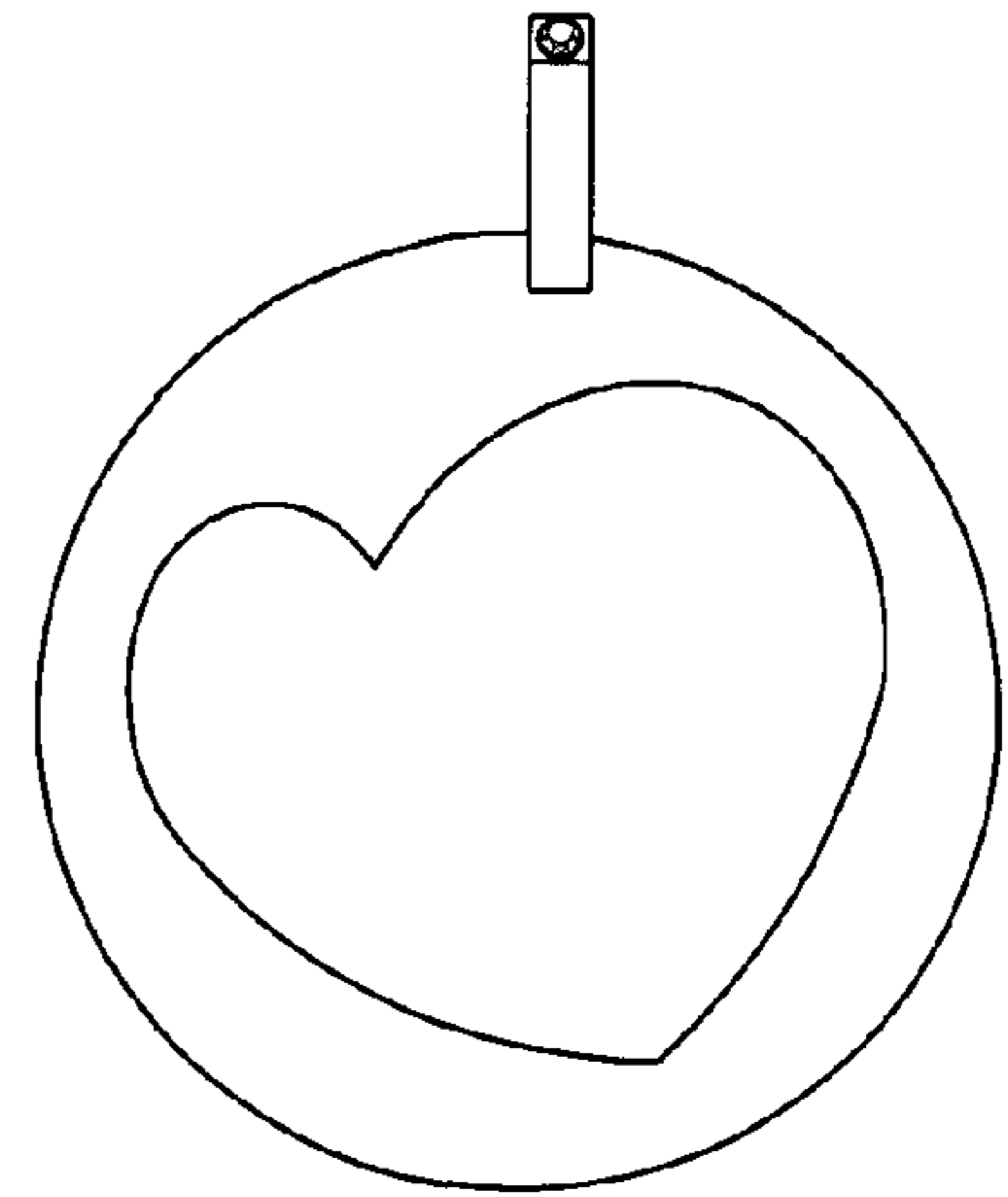


FIG. 5

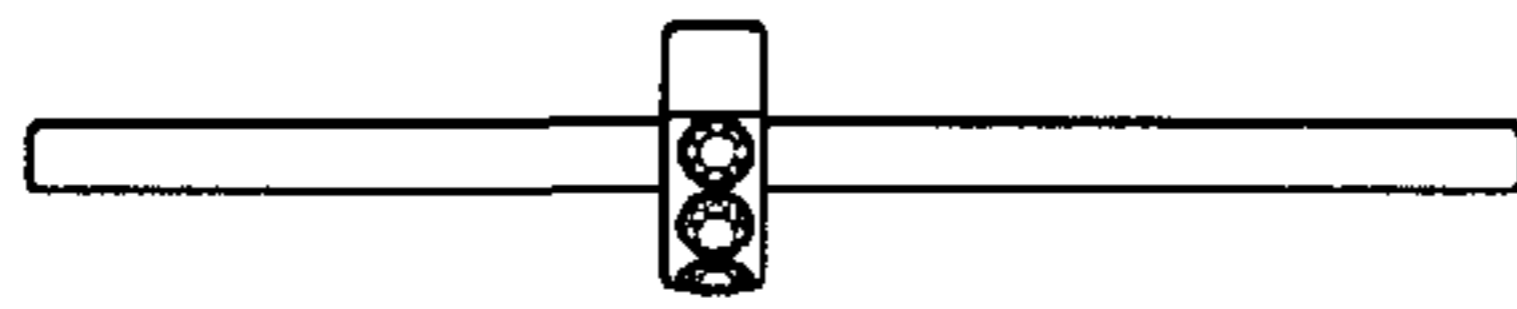


FIG. 6




FIG. 7