



US00D628911S

(12) **United States Design Patent**  
**Giannini**

(10) **Patent No.:** **US D628,911 S**

(45) **Date of Patent:** **\*\* Dec. 14, 2010**

(54) **WRISTWATCH**

(75) Inventor: **Frida Giannini**, Florence (IT)

(73) Assignee: **Luxury Timepieces International SA**,  
Cortailod (CH)

(\*\*) Term: **14 Years**

(21) Appl. No.: **29/360,927**

(22) Filed: **May 3, 2010**

(30) **Foreign Application Priority Data**

Nov. 2, 2009 (CH) ..... 136448

(51) **LOC (9) Cl.** ..... **10-02**

(52) **U.S. Cl.** ..... **D10/32**

(58) **Field of Classification Search** ..... D10/30-39,  
D10/122-132; 368/276, 281, 282, 285; D11/3,  
D11/12

See application file for complete search history.

(56) **References Cited**

**U.S. PATENT DOCUMENTS**

D214,936 S *	8/1969	Uengsakul	.....	D11/25
D214,937 S *	8/1969	Uengsakul	.....	D11/21
D221,016 S *	6/1971	Poon	.....	D11/17
D381,588 S *	7/1997	Weston	.....	D10/32
D474,707 S *	5/2003	Sciacca	.....	D11/3
6,570,823 B1 *	5/2003	Gilomen et al.	.....	368/113
D497,111 S *	10/2004	Modolo	.....	D10/32
D502,879 S *	3/2005	Bernheim	.....	D10/32
D505,354 S *	5/2005	Nussbaumer	.....	D11/12
D510,282 S *	10/2005	Modolo	.....	D10/32
D519,854 S *	5/2006	Modolo	.....	D10/32

D538,182 S *	3/2007	Lalo	.....	D10/32
D551,095 S *	9/2007	Monachon	.....	D10/32
D554,535 S *	11/2007	Journe	.....	D10/31
D559,123 S *	1/2008	Modolo	.....	D10/32
D572,608 S *	7/2008	Behling	.....	D10/32
D574,733 S *	8/2008	Blair	.....	D10/32
D577,624 S *	9/2008	Nussbaumer	.....	D11/3
D580,795 S *	11/2008	Lalo	.....	D10/32
D590,275 S *	4/2009	Monachon	.....	D10/32
D608,223 S *	1/2010	Salanitro	.....	D10/38

\* cited by examiner

*Primary Examiner*—Lucy Lieberman

(74) *Attorney, Agent, or Firm*—Oblon, Spivak, McClelland,  
Maier & Neustadt, L.L.P.

(57) **CLAIM**

The ornamental design for a wristwatch, as shown and described.

**DESCRIPTION**

FIG. 1 is a front and right side perspective view of a wristwatch;

FIG. 2 is a front elevational view thereof;

FIG. 3 is a rear elevational view thereof;

FIG. 4 is a right side elevational view thereof;


FIG. 5 is a left side elevational view thereof;


FIG. 6 is a bottom plan view thereof; and,

FIG. 7 is a top plan view thereof.


The broken lines in the drawings depict environmental subject matter only and form no part of the claimed design.

**1 Claim, 7 Drawing Sheets**

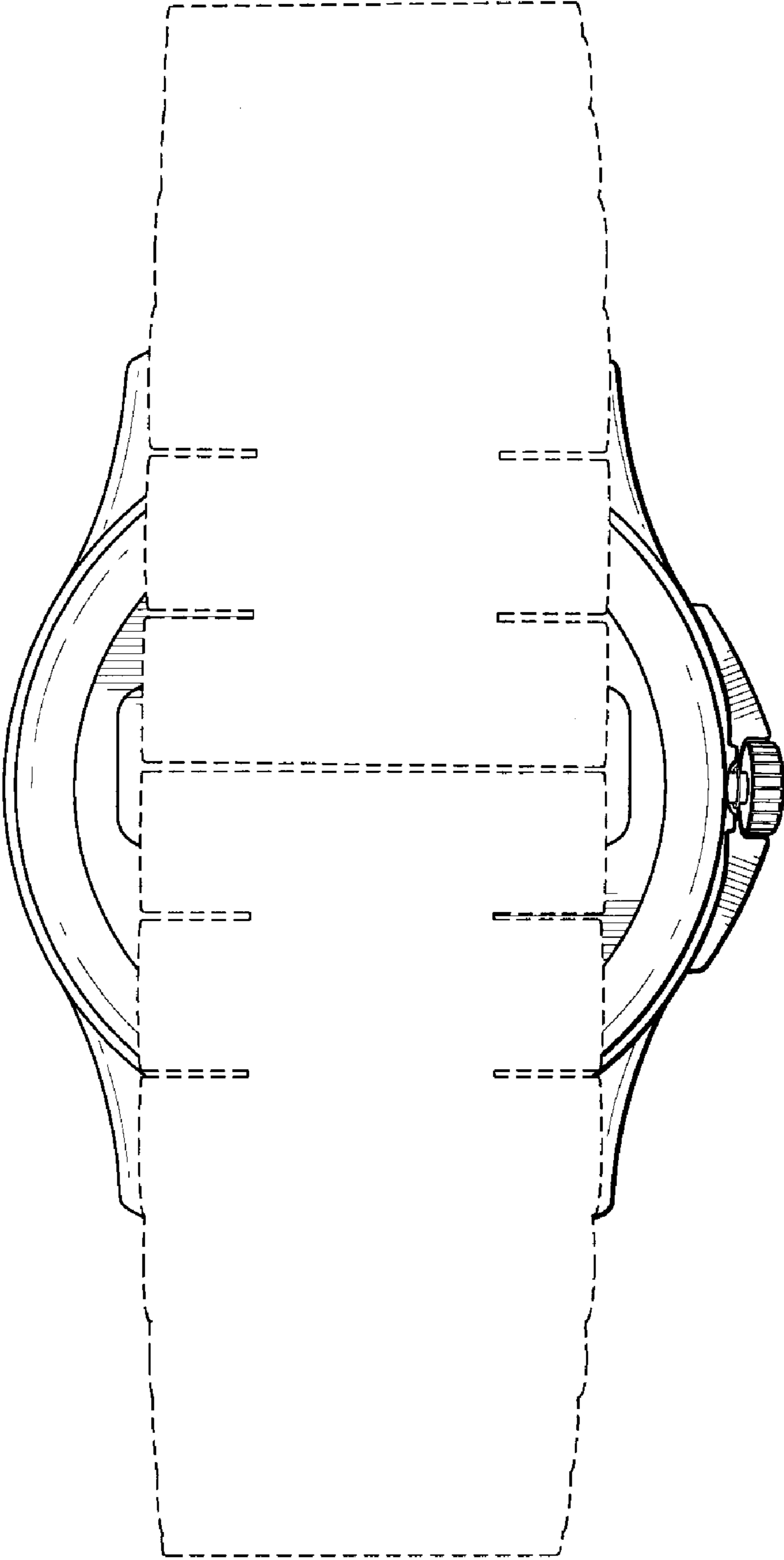




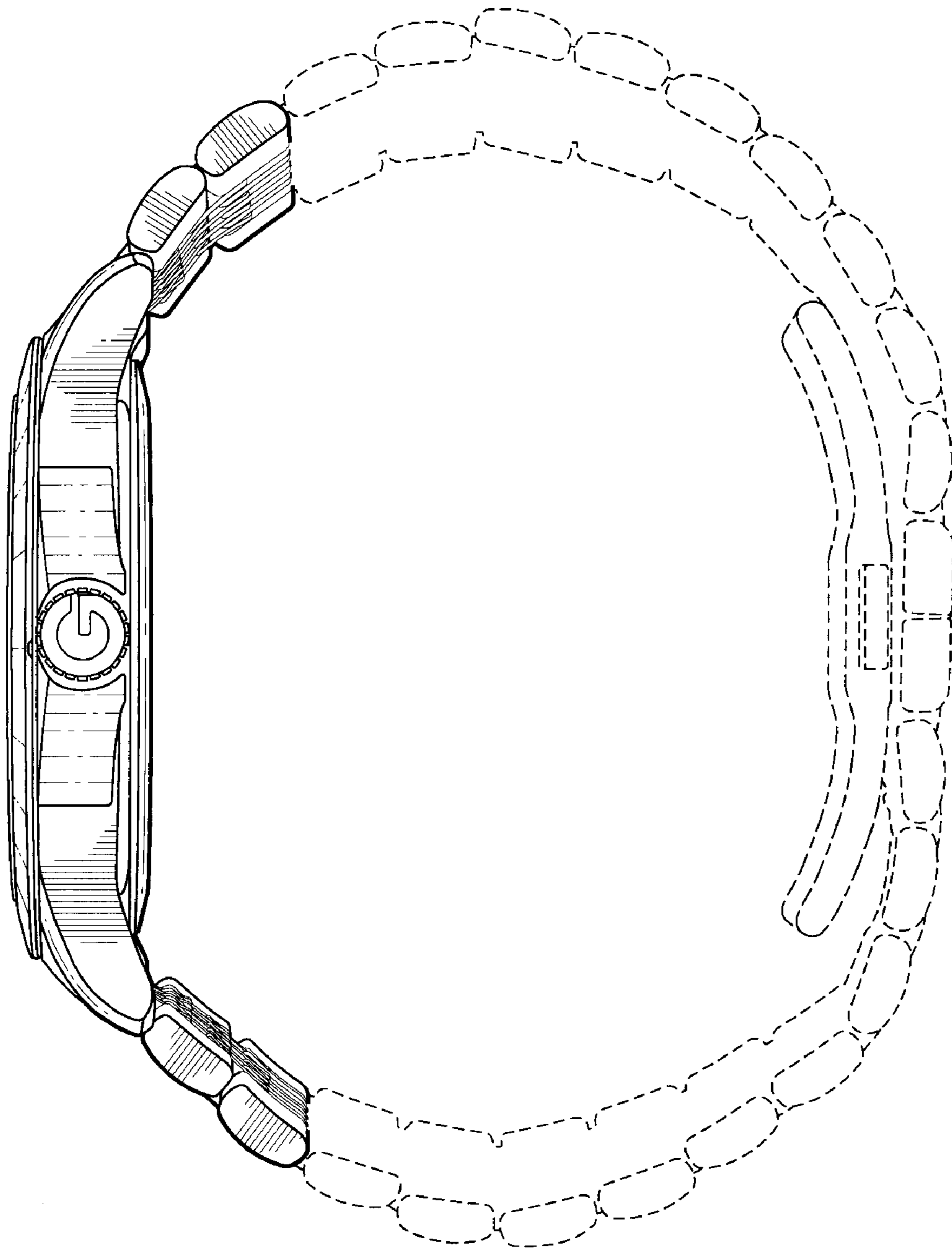
***Fig. 1***



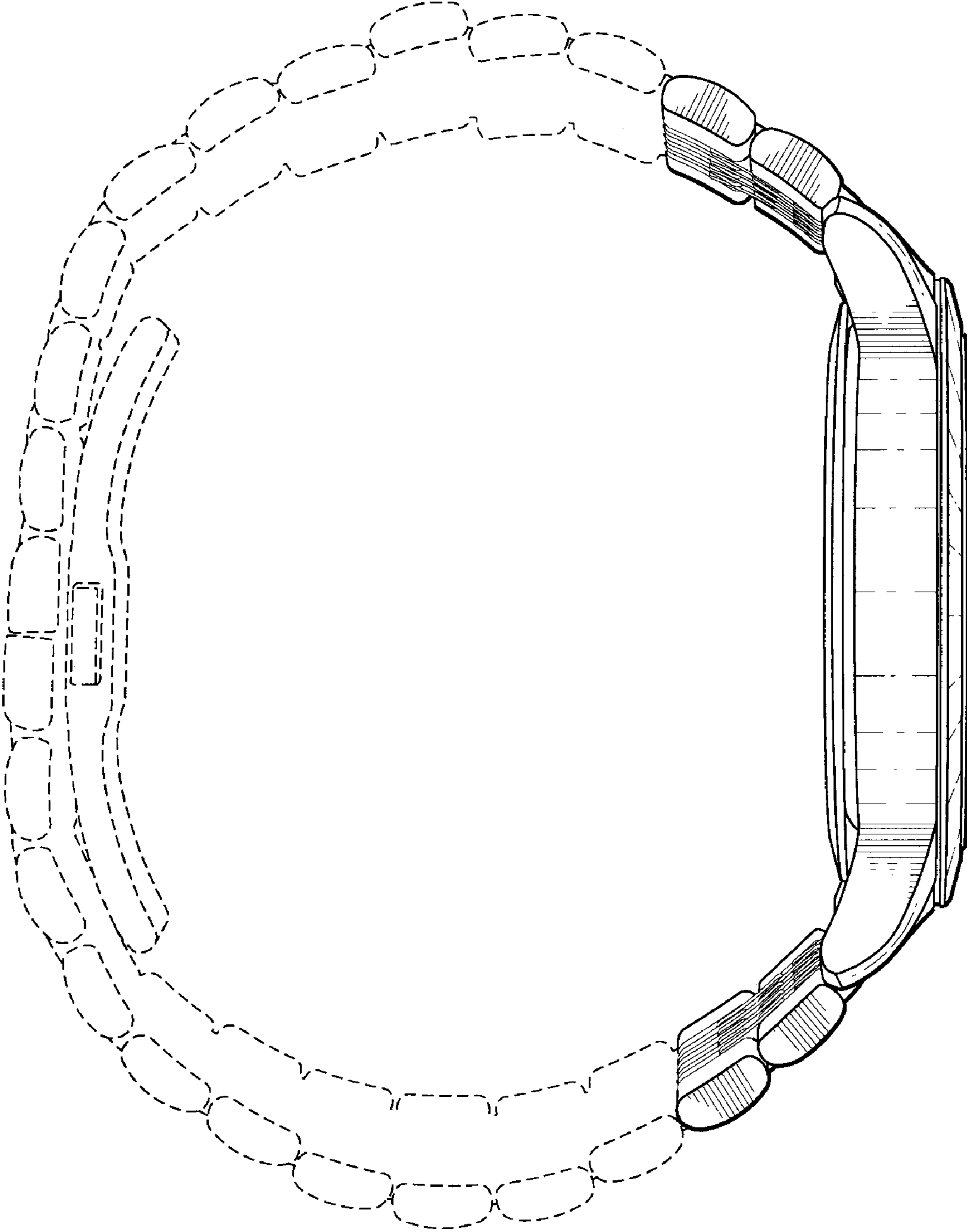
***Fig. 2***



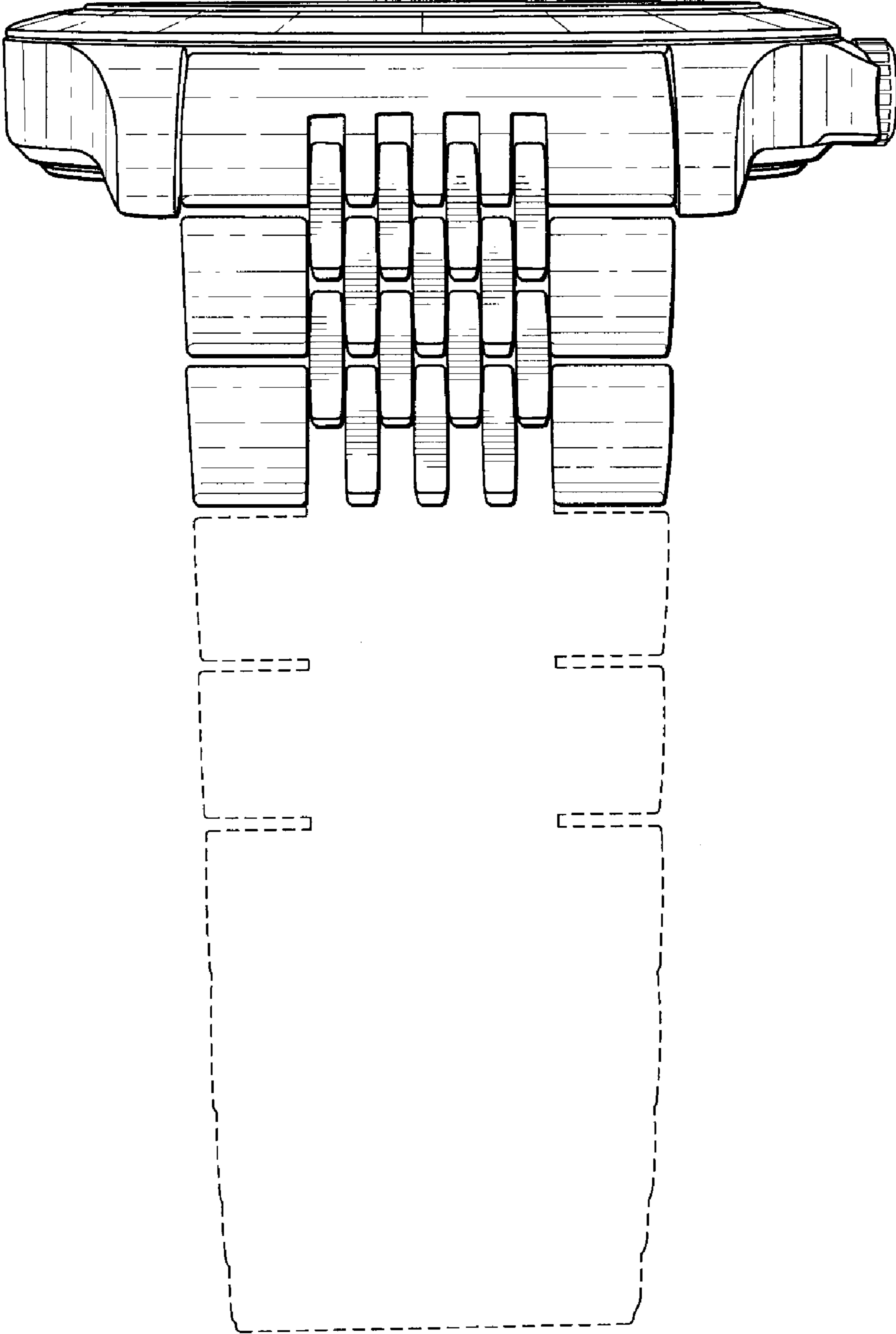
***Fig. 3***



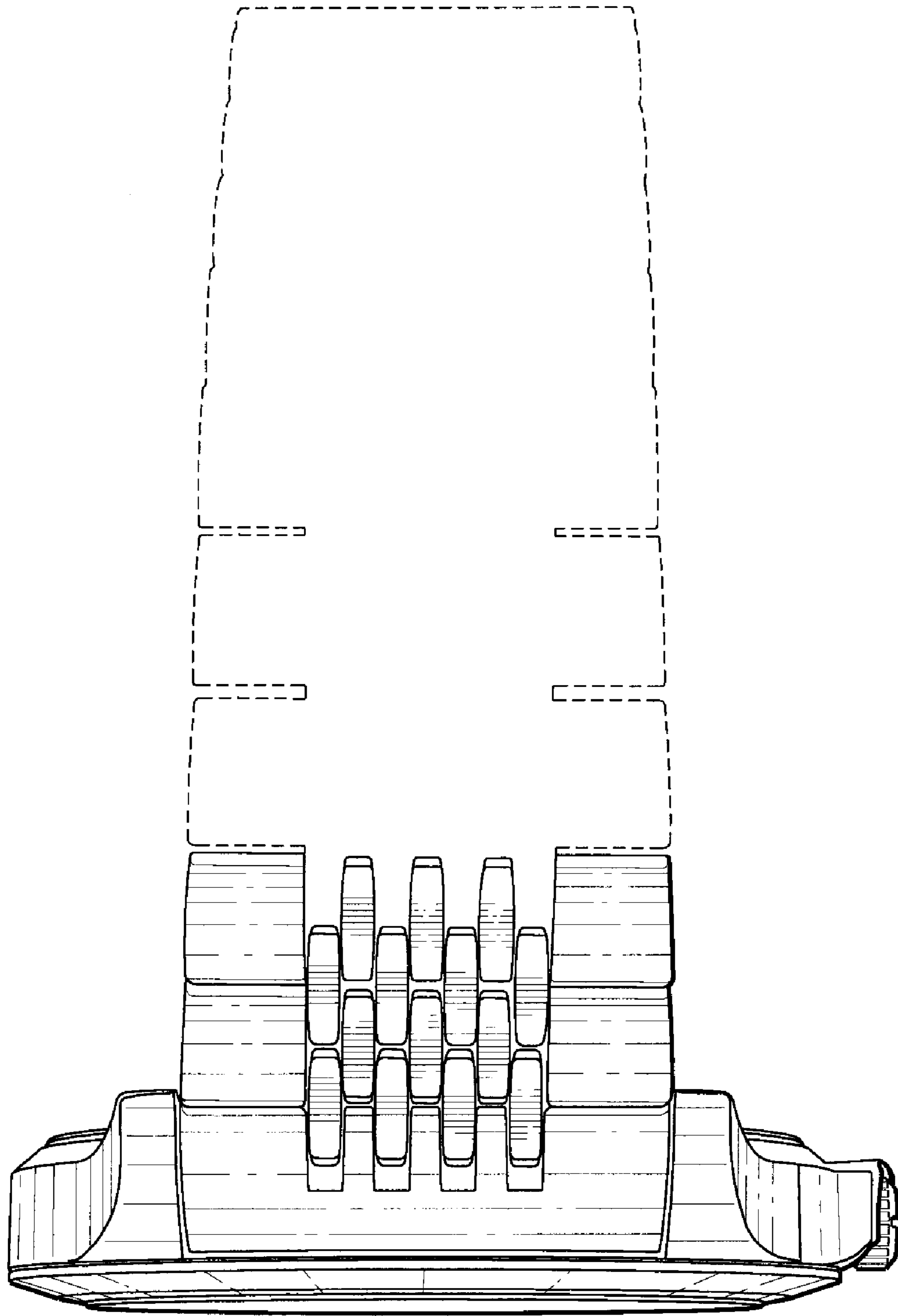
***Fig. 4***



***Fig. 5***



***Fig. 6***



***Fig. 7***