



US00D628896S

(12) **United States Design Patent**
Smith et al.

(10) **Patent No.:** **US D628,896 S**
(45) **Date of Patent:** **** Dec. 14, 2010**

(54) **BOTTLE**

(75) Inventors: **Christopher Lawrence Smith**, Liberty, OH (US); **Corey Michael Bischoff**, Cincinnati, OH (US); **Stephan James Andreas Meschkat**, Bad Soden (DE); **Benjamin Janes Beck**, Boston, MA (US); **Douglas Arthur Marsden**, Marblehead, MA (US)

(73) Assignee: **The Procter & Gamble Company**, Cincinnati, OH (US)

(**) Term: **14 Years**

(21) Appl. No.: **29/365,006**

(22) Filed: **Jul. 1, 2010**

Related U.S. Application Data

(62) Division of application No. 29/354,142, filed on Jan. 20, 2010, now Pat. No. Des. 621,266.

(51) **LOC (9) Cl.** **09-01**

(52) **U.S. Cl.** **D9/542; D9/574; D9/516**

(58) **Field of Classification Search** D9/516,
D9/522, 529, 530, 541-543, 434-436, 438,
D9/440, 444, 445, 447; 215/381-385; 220/662,
220/669

See application file for complete search history.

(56) **References Cited**

U.S. PATENT DOCUMENTS

- D294,183 S * 2/1988 Hiesse D28/7
- D302,659 S * 8/1989 Peterson et al. D9/529
- D341,315 S * 11/1993 Seymour D9/529
- D351,105 S * 10/1994 Grip D9/529
- D386,973 S * 12/1997 Stoecker D9/542
- D463,291 S * 9/2002 Kokubo et al. D9/558

- D463,984 S * 10/2002 Kokubo et al. D9/558
- D558,587 S * 1/2008 Gibson et al. D9/571
- D561,599 S * 2/2008 Gibson et al. D9/571

(Continued)

FOREIGN PATENT DOCUMENTS

CA 129897 12/2009

(Continued)

OTHER PUBLICATIONS

U.S. Appl. No. 29/354,142, filed Jan. 20, 2010, Smith, et al.

Primary Examiner—Stella M Reid

Assistant Examiner—Keli L Hill

(74) *Attorney, Agent, or Firm*—Julia A. Glazer; Leonard W. Lewis; Steven W. Miller

(57) **CLAIM**

The ornamental design for a bottle, as shown and described.

DESCRIPTION

FIG. 1 is a perspective view of a bottle.

FIG. 2 is a rear view of the bottle shown in FIG. 1.

FIG. 3 is a left side view of the bottle shown in FIG. 1, the right side view of the bottle being the mirror image of FIG. 3.

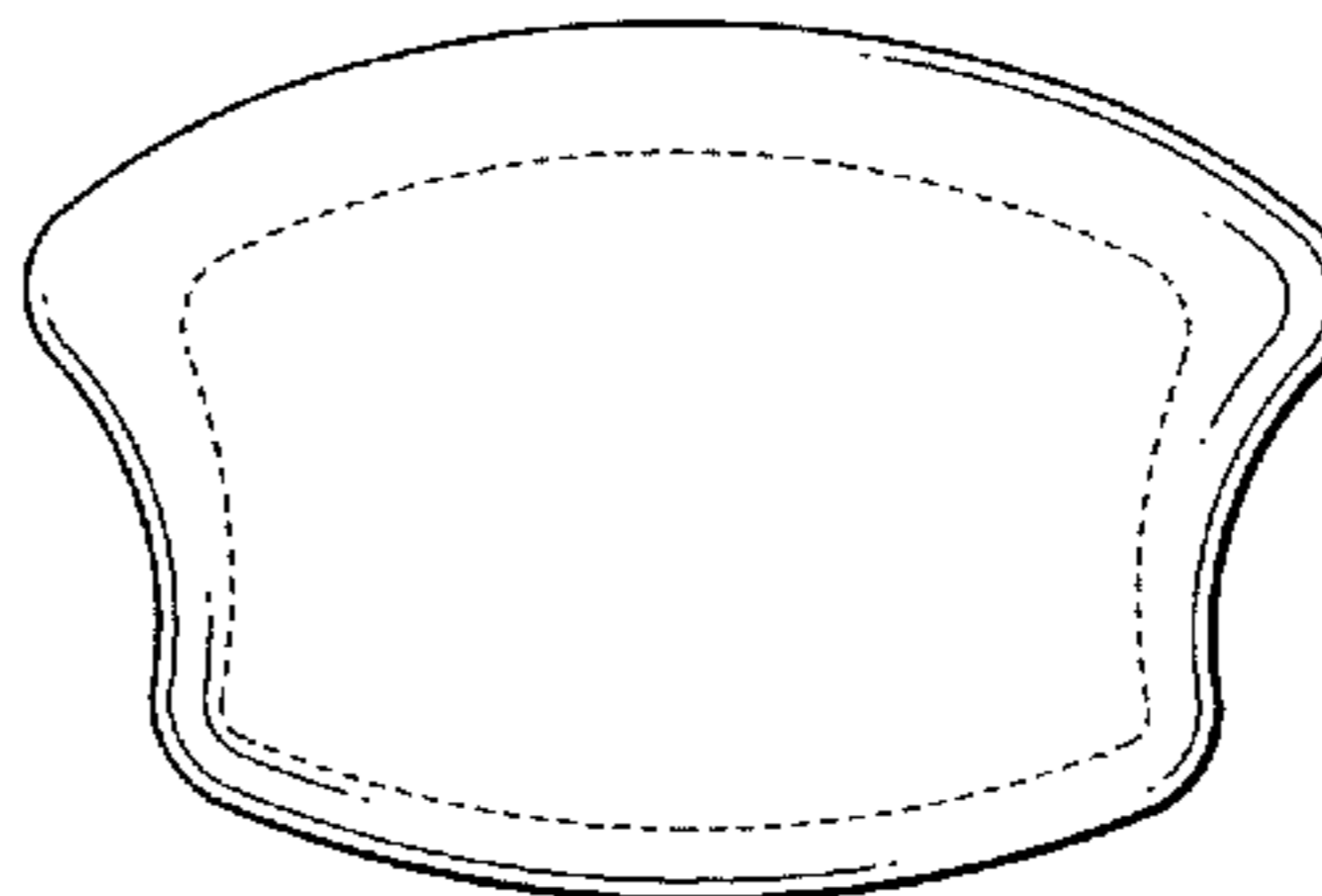
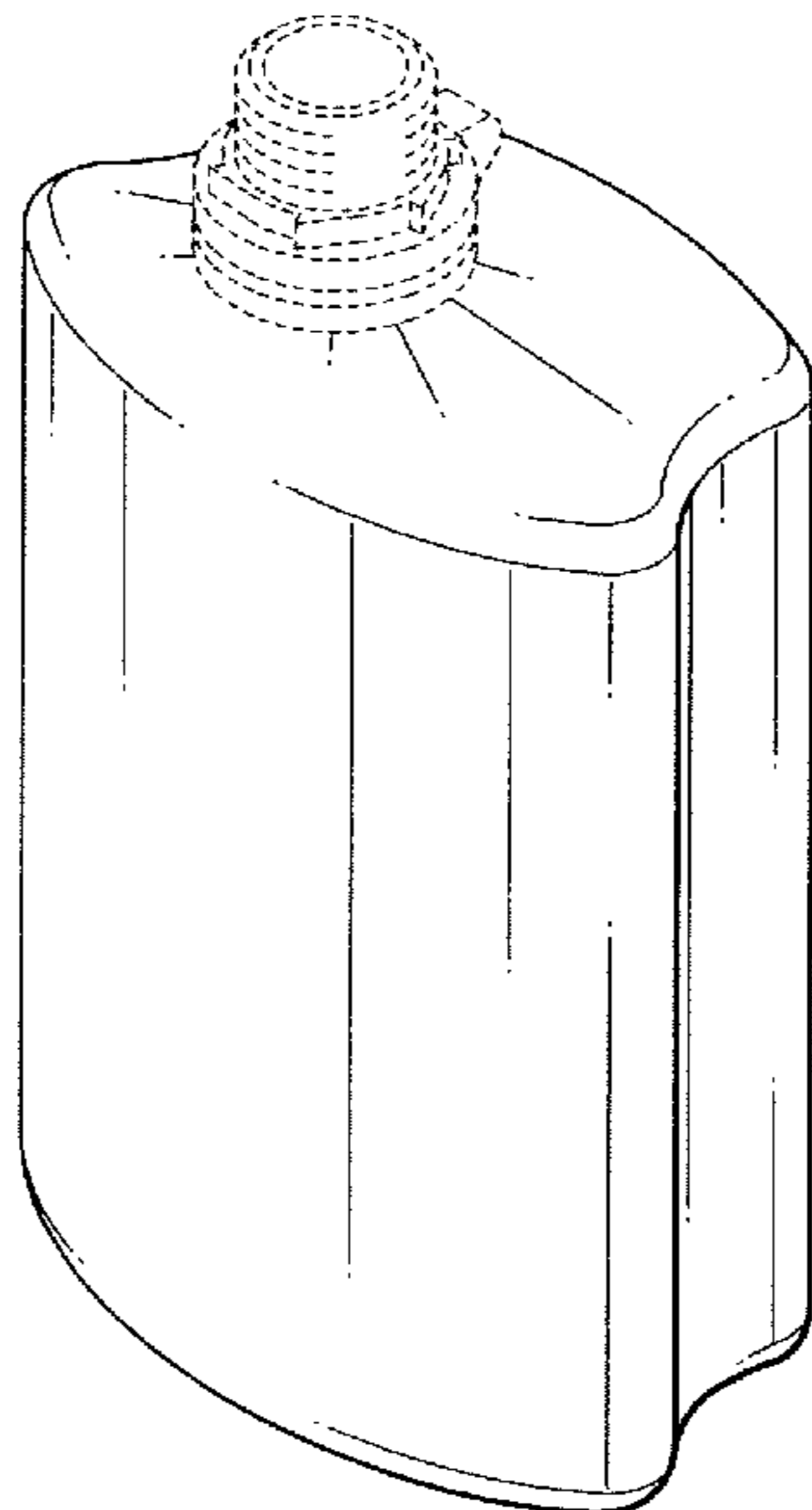
FIG. 4 is a front view of the bottle shown in FIG. 1.

FIG. 5 is a top view of the bottle shown in FIG. 1; and,

FIG. 6 is a bottom view of the bottle shown in FIG. 1.

The broken line showing of environmental structure in the drawings is for illustrative purposes only and forms no part of the claimed design.

1 Claim, 2 Drawing Sheets



US D628,896 S

Page 2

U.S. PATENT DOCUMENTS			CA	133041	12/2009
D614,958 S 5/2010 Smith et al.			CA	133042	12/2009
			CA	133043	12/2009
FOREIGN PATENT DOCUMENTS			CA	133044	12/2009
CA	133040	12/2009	* cited by examiner		




Fig. 1




Fig. 2




Fig. 3




Fig. 4

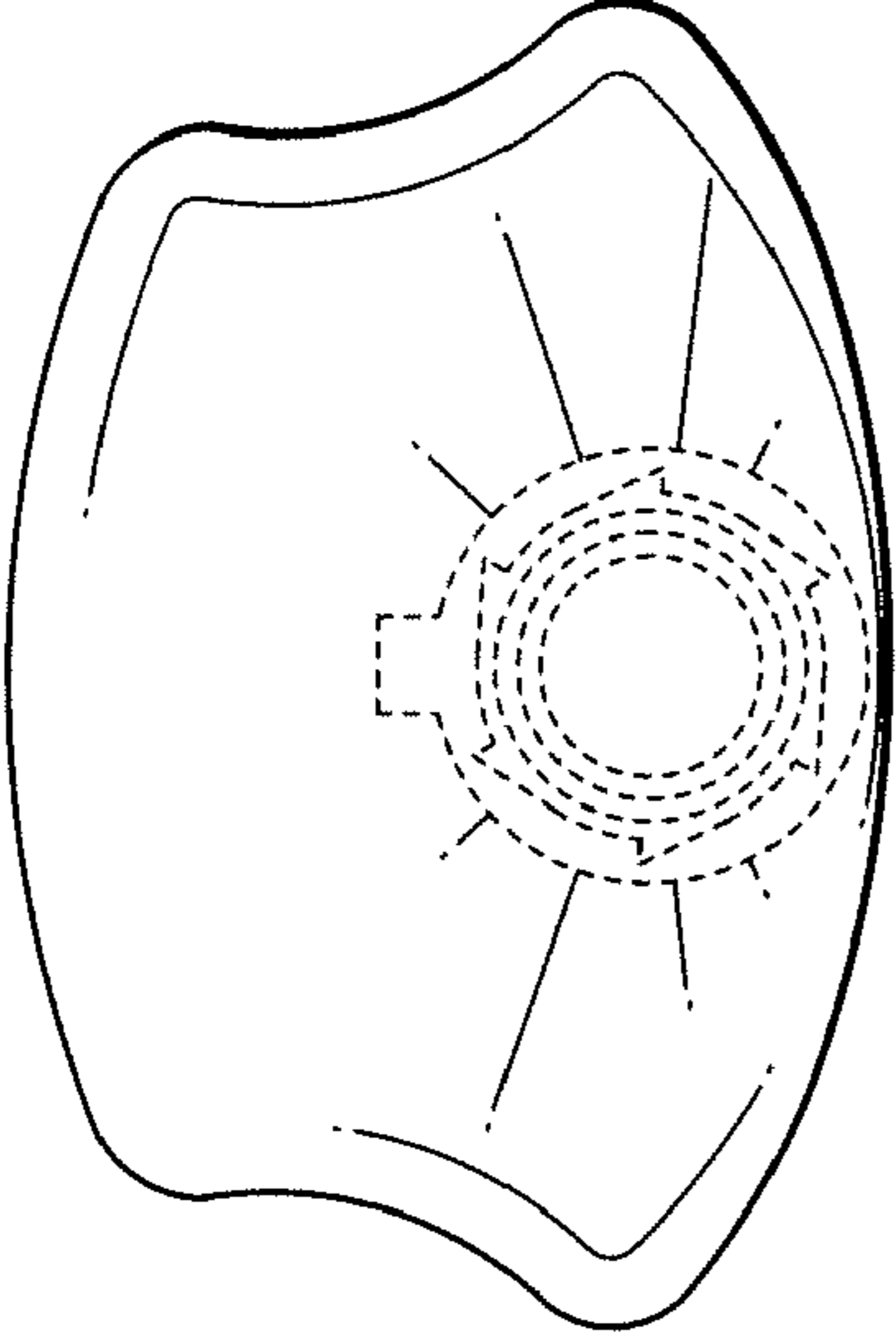


Fig. 5

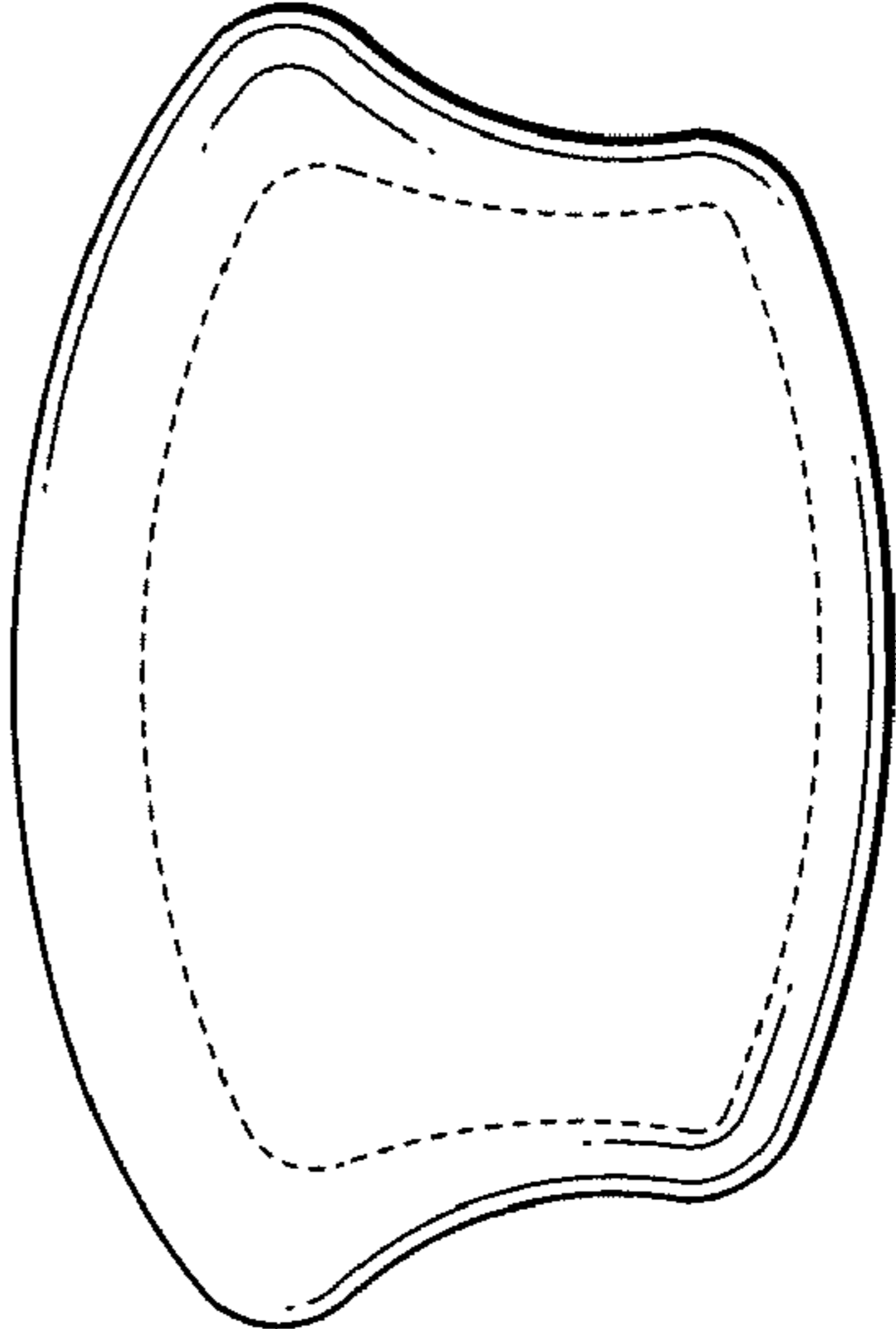


Fig. 6