



US00D628858S

(12) **United States Design Patent**
Guindi

(10) **Patent No.:** **US D628,858 S**

(45) **Date of Patent:** **** Dec. 14, 2010**

(54) **UTENSIL HOLDER**

(75) Inventor: **Henry V. Guindi**, Brooklyn, NY (US)

(73) Assignee: **HDS Trading Corp.**, North Brunswick, NJ (US)

(**) Term: **14 Years**

(21) Appl. No.: **29/359,588**

(22) Filed: **Apr. 13, 2010**

(51) **LOC (9) Cl.** **07-06**

(52) **U.S. Cl.** **D7/637**

(58) **Field of Classification Search** D7/601,
D7/600.1-600.4, 701-708, 619.1, 637-641;
D19/77, 65, 75, 85; D6/457, 476; 211/69.1-69.9,
211/70.6, 70.7, 71.01, 41.2, 41.3, 41.7, 181.1,
211/60.1; 248/37.3, 37.6, 176.1

See application file for complete search history.

(56) **References Cited**

U.S. PATENT DOCUMENTS

| | | | | | |
|-----------|-----|---------|----------------|-------|-----------|
| 4,836,392 | A * | 6/1989 | Constantino | | 211/181.1 |
| D317,845 | S * | 7/1991 | Wolff et al. | | D7/637 |
| D397,000 | S * | 8/1998 | Goodman et al. | | D7/637 |
| D402,161 | S * | 12/1998 | Fischer, Jr. | | D7/620 |
| D433,287 | S * | 11/2000 | Goodman et al. | | D7/640 |
| D591,565 | S * | 5/2009 | Goodman et al. | | D7/637 |

* cited by examiner

Primary Examiner—Terry A Wallace

(74) *Attorney, Agent, or Firm*—Rankin, Hill & Clark LLP

(57) **CLAIM**

The ornamental design for a utensil holder, as shown and described.

DESCRIPTION

FIG. 1 is a front left perspective view of a utensil holder.

FIG. 2 is a front elevational view and a rear elevational view of the utensil holder of FIG. 1.

FIG. 3 is a left side view and a right side view of the utensil holder of FIG. 1.

FIG. 4 is a top plan view of the utensil holder of FIG. 1.

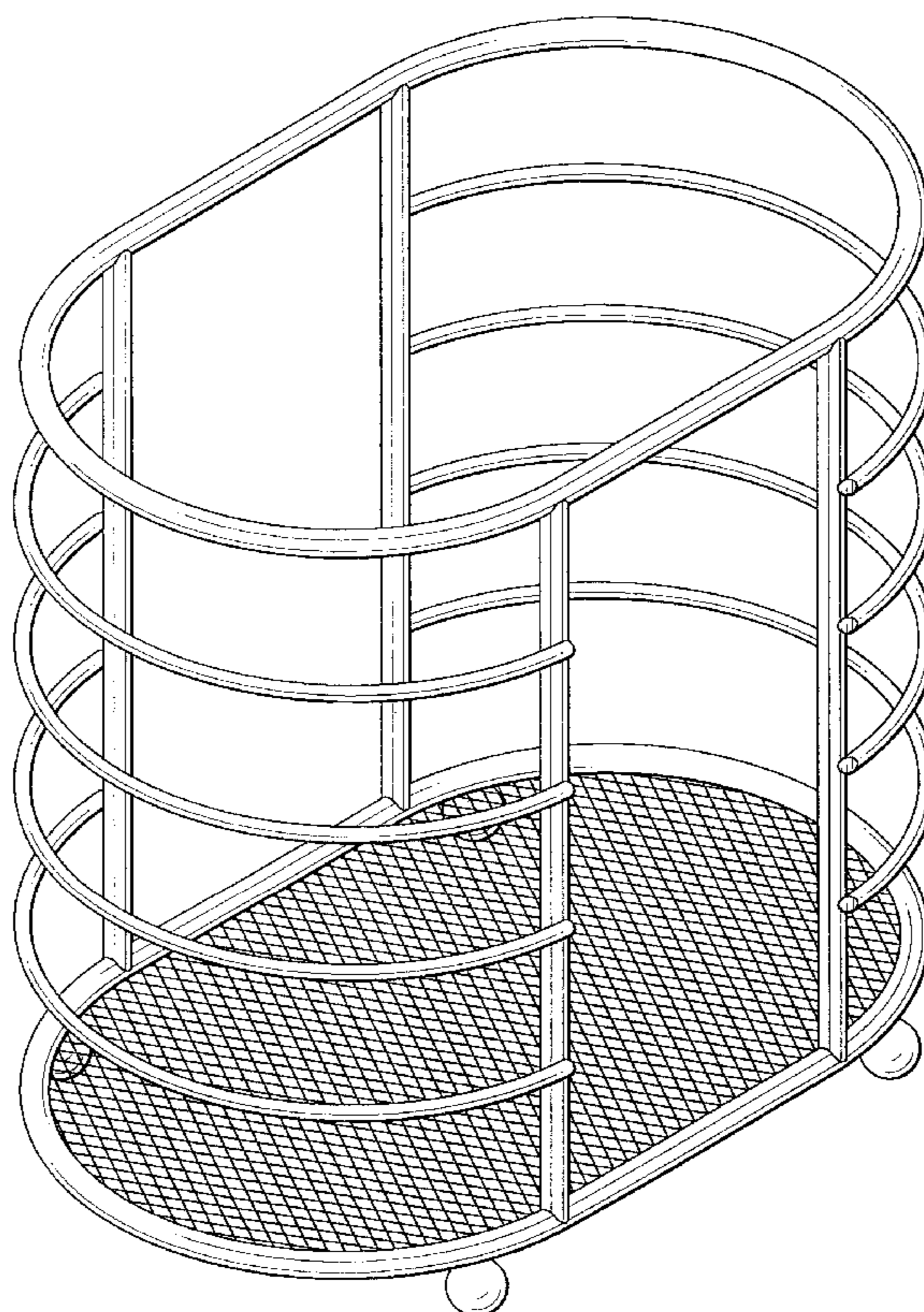
FIG. 5 is a bottom plan view of the utensil holder of FIG. 1.

FIG. 6 is a front left perspective view of another embodiment of a utensil holder; and,

FIG. 7 is a front left perspective view of another embodiment of a utensil holder.

The dash lines in FIGS. 6-7 are for illustrative purposes only showing environmental subject matter and form no part of the claimed design.

1 Claim, 7 Drawing Sheets



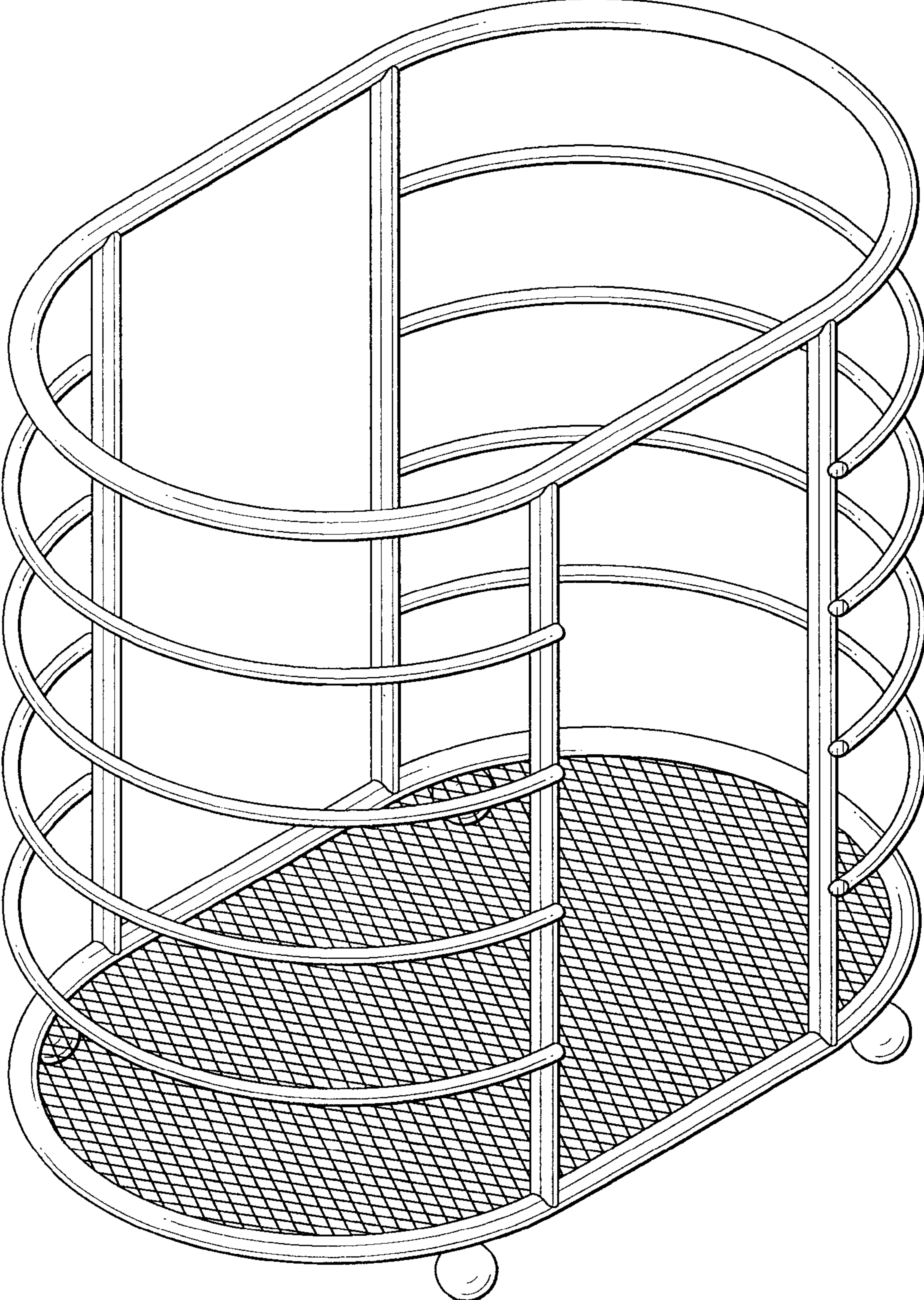


FIG. 1




FIG. 2




FIG. 3

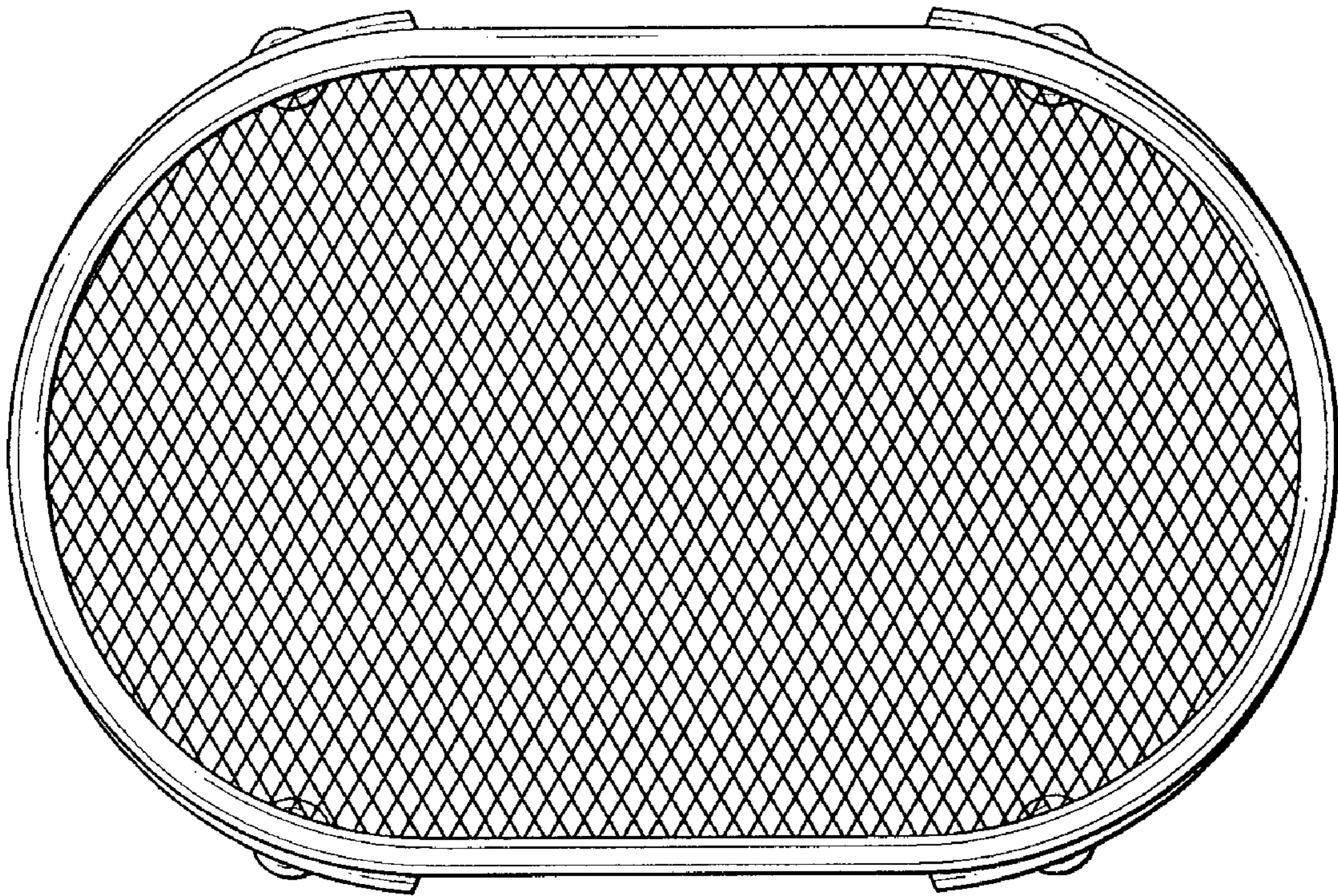


FIG. 4

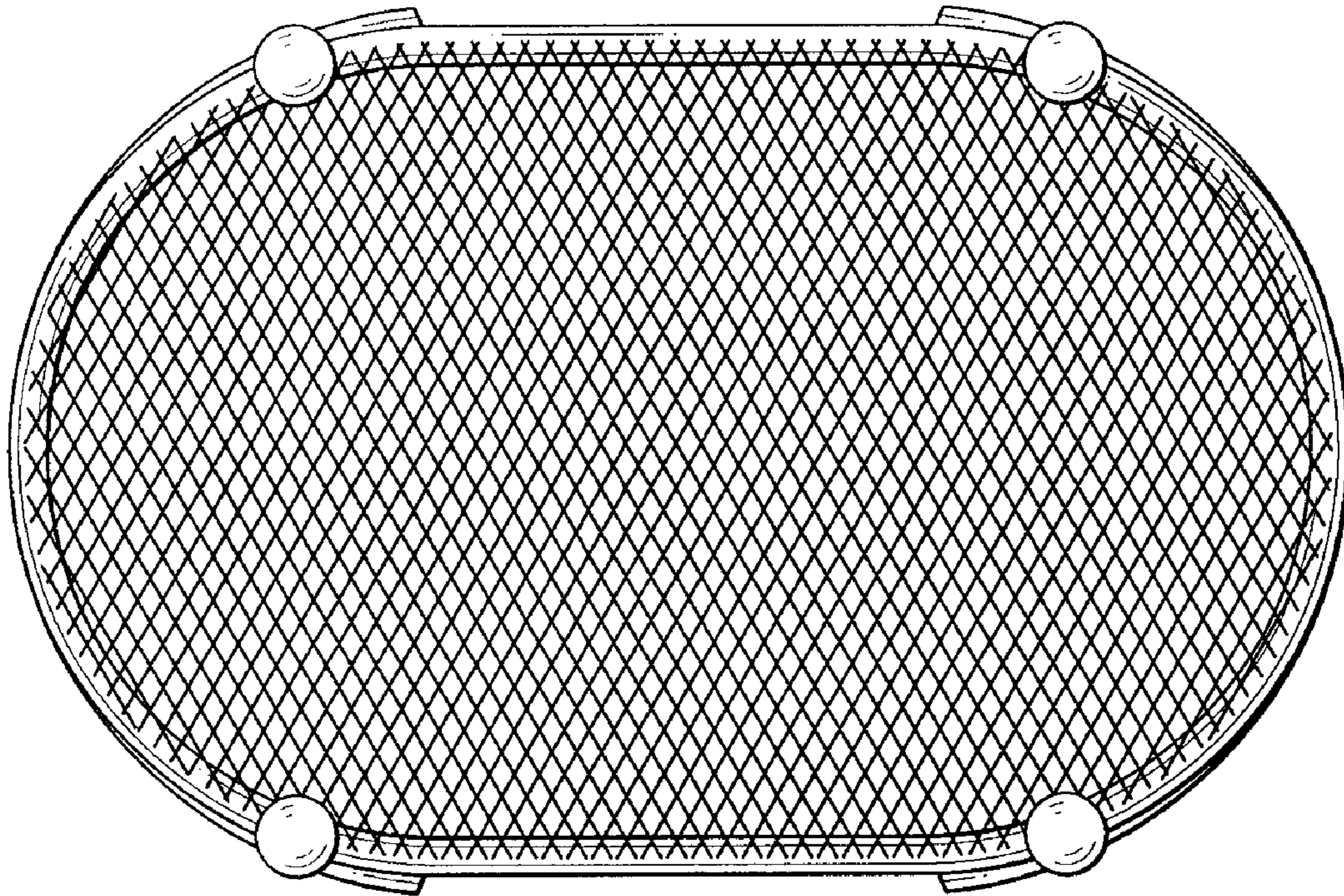


FIG. 5

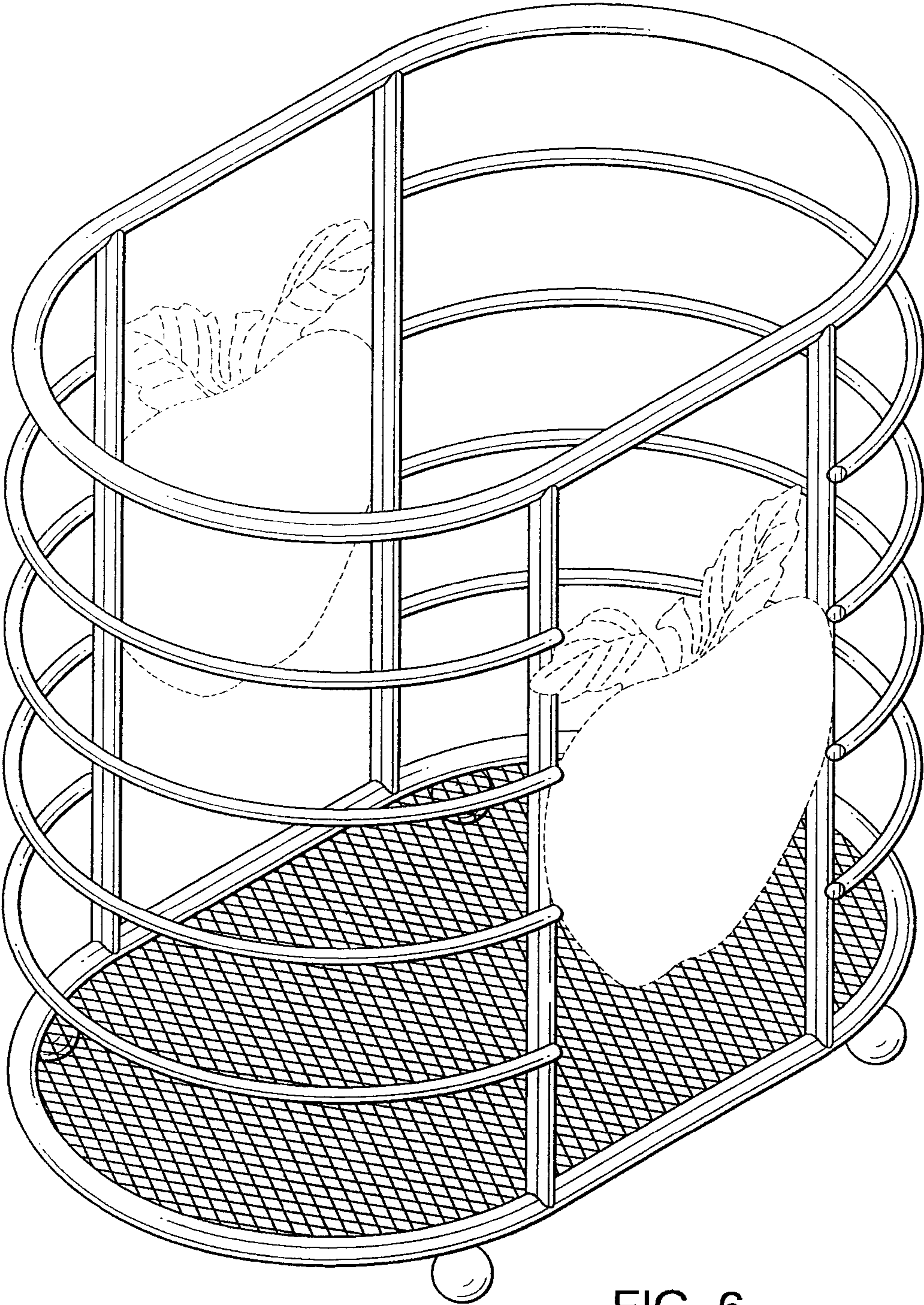


FIG. 6




FIG. 7